

# **College of Engineering & Applied Sciences**

---

**All Hands Meeting**

**20 January 2012**



# Agenda

- **Opening Remarks – Tony Vizzini**
- **Presentation – Brett Johnson**
- **Dean's Remarks – Tony Vizzini**
- **Questions**



# Introductions – Faculty



- **Abiola Akanmu, Asst Prof (CCE)**



- **Rick Rachner, Development Officer**



# Farewells

- **Karlis Kaugars (CS)**



# New Hires

<i><b>Dept</b></i>	<i><b>Area</b></i>	<i><b>New/Repl</b></i>	<i><b>Status</b></i>
PCI	Chem Eng - Processing	Replacement	Hired
ECE	Electrical Eng - Power	Replacement	Open
ECE	Computer Eng	Replacement	Open
CS	Department Chair	Replacement	Open
MAE	Aeronautical Eng	Replacement	Open



# **College of Engineering & Applied Sciences**

---

**LTC Zoltan Krompecher  
Chair**

**Brett Johnson**

**Scholarship & Enrollment Officer**

**ARMY ROTC  
20 January 2012**



# **College of Engineering & Applied Sciences**

---

**Tony Vizzini  
Dean's Remarks**

**20 January 2012**



# Differential Tuition

- **Recognize the higher cost of education in our college**
- **Constrained resources has resulted in inability to deliver quality product**
- **Increase in enrollment, student profile places additional strain on resources**
- **HCOB and CFA have implemented differential tuition plans**
- **WMU is significantly trailing our in-state colleagues in tuition**



# Tuition Benchmark

University						
GVSU						
MSU						
MTU						
UM						
WSU						
<b>WMU</b> <i>Current</i>						



# Tuition Benchmark

University		\$/CrHr w/o Differential				
GVSU		Lower – 412 Upper – 432				
MSU		Lower – 407 Upper – 445				
MTU		420.50				
UM		Lower – 489 Upper – 556				
WSU		Lower – 313.85 Upper – 364.95				
<b>WMU</b> <i>Current</i>		Lower – 303 Upper – 335				



# Tuition Benchmark

University		\$/CrHr w/o Differential	Differential Tuition			
			/CrHr	/Semester		
GVSU		Lower – 412 Upper – 432	17	272		
MSU		Lower – 407 Upper – 445	NA	Part (1-4) – 321 Full (>4) – 524		
MTU		420.50	NA	Soph – 705 Upper – 705		
UM		Lower – 489 Upper – 556	Lower – 37 Upper – 134	Lower – 442 Upper – 1613		
WSU		Lower – 313.85 Upper – 364.95	5	80		
<b>WMU</b> <i>Current</i>		Lower – 303 Upper – 335	None	None		



# Tuition Benchmark

University	Fall11 Tuition /semester	\$/CrHr w/o Differential	Differential Tuition			
			/CrHr	/Semester		
GVSU	Lower – 5542 Upper – 5804	Lower – 412 Upper – 432	17	272		
MSU	Lower – 7036 Upper – 7644	Lower – 407 Upper – 445	NA	Part (1-4) – 321 Full (>4) – 524		
MTU	Fresh – 6728 Soph – 7433 Upper – 7433	420.50	NA	Soph – 705 Upper – 705		
UM	Lower – 6662 Upper – 8636	Lower – 489 Upper – 556	Lower – 37 Upper – 134	Lower – 442 Upper – 1613		
WSU	Lower – 5098 Upper – 5919	Lower – 313.85 Upper – 364.95	5	80		
<b>WMU</b> <i>Current</i>	Lower – 4684 Upper – 5175	Lower – 303 Upper – 335	None	None		



# Tuition Benchmark

University	Fall11 Tuition /semester	\$/CrHr w/o Differential	Differential Tuition		Total Tuition	Total Differential
			/CrHr	/Semester		
GVSU	Lower – 5542 Upper – 5804	Lower – 412 Upper – 432	17	272	45,384	2,176
MSU	Lower – 7036 Upper – 7644	Lower – 407 Upper – 445	NA	Part (1-4) – 321 Full (>4) – 524	58,720	4,192
MTU	Fresh – 6728 Soph – 7433 Upper – 7433	420.50	NA	Soph – 705 Upper – 705	58,054	4,230
UM	Lower – 6662 Upper – 8636	Lower – 489 Upper – 556	Lower – 37 Upper – 134	Lower – 442 Upper – 1613	61,192	8,220
WSU	Lower – 5098 Upper – 5919	Lower – 313.85 Upper – 364.95	5	80	44,070	640
<b>WMU</b> <i>Current</i>	Lower – 4684 Upper – 5175	Lower – 303 Upper – 335	None	None	39,436	0



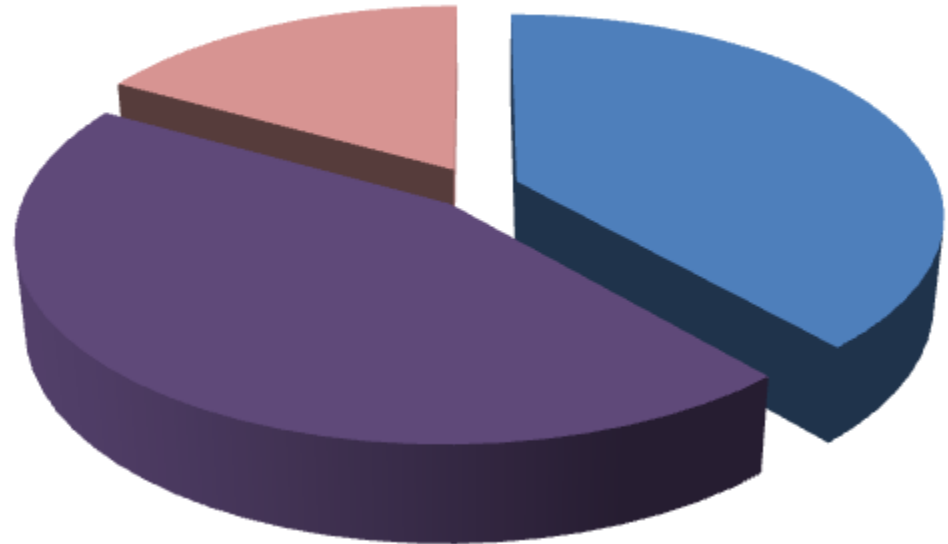
# Tuition Benchmark

University	Fall11 Tuition /semester	\$/CrHr w/o Differential	Differential Tuition		Total Tuition	Total Differential
			/CrHr	/Semester		
GVSU	Lower – 5542 Upper – 5804	Lower – 412 Upper – 432	17	272	45,384	2,176
MSU	Lower – 7036 Upper – 7644	Lower – 407 Upper – 445	NA	Part (1-4) – 321 Full (>4) – 524	58,720	4,192
MTU	Fresh – 6728 Soph – 7433 Upper – 7433	420.50	NA	Soph – 705 Upper – 705	58,054	4,230
UM	Lower – 6662 Upper – 8636	Lower – 489 Upper – 556	Lower – 37 Upper – 134	Lower – 442 Upper – 1613	61,192	8,220
WSU	Lower – 5098 Upper – 5919	Lower – 313.85 Upper – 364.95	5	80	44,070	640
<b>WMU</b> <i>Current</i>	Lower – 4684 Upper – 5175	Lower – 303 Upper – 335	None	None	39,436	0
<b>WMU</b> <i>Proposed</i>	Lower – 5284 Upper – 5775	Lower – 303 Upper – 335	40	600	44,236	4,800



# New Expenditures

- Retention (38.5%)
- Success (44.5%)
- Operations (17%)



# Retention

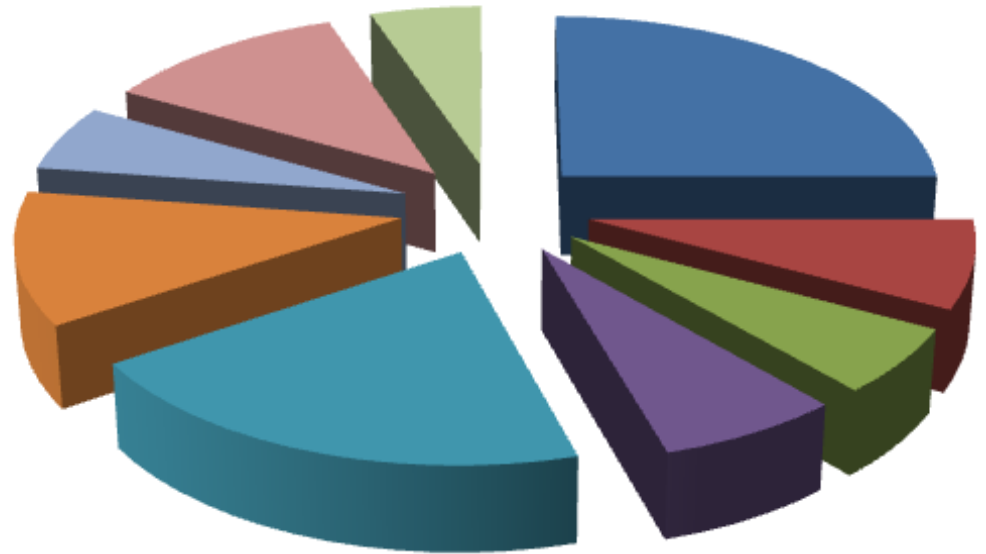
## ■ Scholarships

- 25% of all tuition increases must be returned as scholarships
- CEAS students receive \$3.5M in scholarships

## ■ Engineering Mechanics

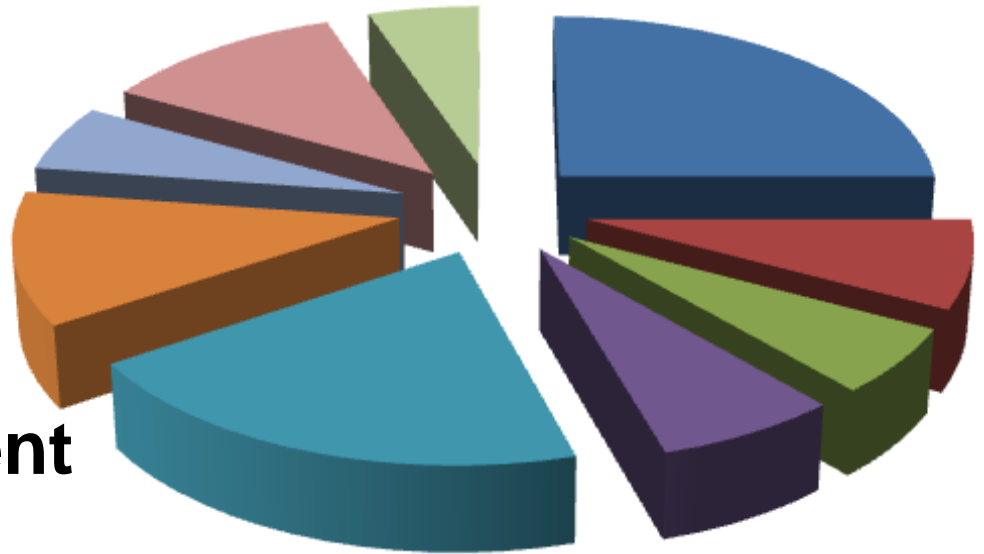
## ■ STEP

- Sophomores
- Transfers



# Success

- **Engineering Laboratory Building**
  - 20,000 ft<sup>2</sup> Butler Building
  - Aero labs, student projects, additional growth
- **Technicians (2)**
- **Infrastructure Renewal**
- **Faculty and Staff Development**



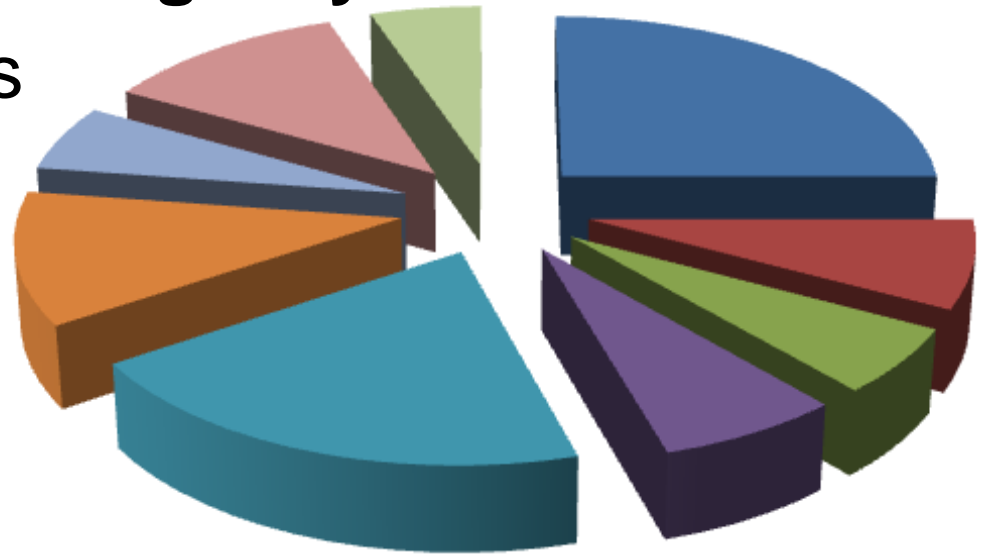
# Operations

## ■ Elimination of course fees

- 4000 and below
- \$300,000 currently

## ■ Discretionary/Contingency

- 6% of revenues



# Process

- **Collect input from constituencies**
  - Students
  - Faculty/Staff
  - Advisory Board
- **Present proposal to Board of Trustees**
- **Implement for Fall 2012**



# Strategic Planning

- **Academic Affairs Strategic Plan – 2010**
- **Western Michigan University Strategic Plan – 2011**
- **Latest efforts in AY 2008-09 by Dan Litynski**
- **Complete cycle**



# Strategic Planning Process

- **Form committees to provide input**
  - Undergraduate (AASP Goals 1 & 2)
  - Graduate (AASP Goals 3 & 4)
  - Research (AASP Goals 5 & 6)
  - Community/Service (AASP Goals 7)
- **Draft document**
  - CEAS 2020 – provide our constituents with our vision for the future
- **Ratify plan**



# Reminders

- **Additional employment**
  - Click on For Faculty on web page
- **Fridays with Friends (today)**



# Take Aways

- **Differential tuition will allow us to continue to deliver a quality product**
- **Strategic planning will allow us to communicate our direction to our constituents**





Questions?

