

Reprinted from
Vol. 49 No. 1
January/
February 2005

The Journal of

Imaging Science and Technology



The Society for Imaging Science and Technology
<http://www.imaging.org>

©2005 Society for Imaging Science and Technology (IS&T)
All rights reserved. This paper, or parts thereof, may not be reproduced in any form
without the written permission of IS&T, the sole copyright owner of
The Journal of Imaging Science and Technology.

For information on reprints or reproduction contact
Donna Smith
Managing Editor
The Journal of Imaging Science and Technology
Society for Imaging Science and Technology
7003 Kilworth Lane
Springfield, Virginia 22151 USA
703/642-9090 extension 17
703/642-9094 (fax)
donna.smith@imaging.org
www.imaging.org

Influence of Pigment Particle Size and Pigment Ratio on Printability of Glossy Ink Jet Paper Coatings

Hyun-Kook Lee, Margaret K. Joyce and Paul D. Fleming^{▲†}

Center for Coating Development, Center for Ink and Printability, Dept. of Paper Engineering,
Chemical Engineering and Imaging, Western Michigan University, Kalamazoo, Michigan, USA

Product development activity in the area of ink jet printing papers has accelerated greatly to meet the rapidly growing market for ink jet printing. Advancements in ink jet printing technology have also placed new demands on the paper substrate, due to faster printing rates, greater resolution through decreased drop volumes, and better colorants added to the ink. For glossy ink jet papers, small particle, large surface area fumed silica and aluminum pigments have been shown to provide the desired properties for high quality glossy ink jet coated papers. However, their high cost and low make-down solids in comparison to conventional pigments, has limited their use by the industry to these specialty grades. In previous research, it was seen that the presence of coating cracks increased the micro-roughness of the papers coated with silica based formulations, thereby reducing the gloss of the silica based coatings. Coating cracks were not observed for the alumina coated papers. To minimize the shrinkage of coating layer, coating solids greater than 30% solids should be targeted to reduce the difference between application solids and the coating's immobilization solids point. Since the immobilization solids point is the point at which the free drainage of coating water to the basesheet ceases, raising the application solids will reduce the amount of free water lost to the basesheet upon its application and metering and hence reduce the incidence of cracks. The focus of this study was to determine if the costs can be reduced and application solids could be increased by extending the pigments with less expensive compatible pigments. The effects of the resultant change in packing volume and particle size distribution on the optical properties and printability were determined. It was determined that up to 50 parts of the fumed silica and up to 30 parts of fumed alumina can be replaced with less expensive compatible pigments, without significant loss to the optical and printing properties of the glossy ink jet paper.

Journal of Imaging Science and Technology 49: 54–60 (2005)

Introduction

Ink jet printing has proven to be the first digital technology that has achieved an acceptable level of color quality at an affordable price for the large number of home/office end users.¹ As a result, there is a demand for ink jet media with intermediate and high gloss finishes, so that the ink jet printed image may resemble a photographic image. It is expected that as image quality improves and throughputs increase, ink jet printing will continue to expand into more printing markets and may begin to challenge electrophotography² in many high end applications. A key to meeting the needs of this evolving market is the development of coated ink jet media capable of providing the desired glossy image characteristics of photographic papers.

Another key optical property for photo quality papers is brightness. Brightness is important for print contrast. The higher the brightness, the higher is the contrast between the paper and printed image, and hence the “snappier” is the image. For the paper industry, brightness is defined as the reflectance of blue light

peaking at a wavelength of 457 nm compared to a perfectly reflecting, perfectly diffusing surface. The brightness of pigment coated paper is heavily dependent on the brightness of the raw stock. Therefore, the raw stock should have brightness as close as possible to that of the dried coating layer. The principal coating components that influence brightness are the pigments, binders, additives, and the relative proportion of each used in the coating formulation.³ Optical brighteners^{4–8} are commonly used in these grades. Papers with brightness values greater than 90, and as high as 100, are currently being marketed.

Recently, attention has been shifted from brightness to “whiteness” as the key optical property of printing papers.^{6–10} This discussion is beyond the scope of this paper, but is discussed extensively in Refs. 6 through 10. Suffice it to say, high whiteness papers usually have high brightness and *vice versa*.

According to TAPPI standards,¹¹ gloss is defined as the 75° spectral reflectance of light at $\lambda = 550$ nm. Based on this definition, coating gloss is optimized by increasing the refractivity of the coating layer, while minimizing the roughness of the coated surface layer. On the other hand, print gloss is usually measured at a 60° angle.¹² Nevertheless, paper and print gloss at both 60° and 75° are important in interpreting the printability of ink jet papers.¹³ In general, smooth glossy and bright white paper provides good distinctness of image, contrast and quality appearance.

Original manuscript received February 2, 2004

▲ IS&T Member

†Corresponding Author: Paul D. Fleming, dan.fleming@wmich.edu

©2005, IS&T—The Society for Imaging Science and Technology

TABLE I. The Physical Properties of Pigments as Supplied

Sample	Solids Content	Color	Specific Gravity	pH	Refractive Index	Avg. Particle size (nm)
AO	40%	White	1.40	3.8–4.2	1.76	160
FS	30%	White	1.20	10.0–10.3	1.46	225
PCC	70%	White	2.72	9.0–10.0	1.58–1.63	544
UFGCC	75%	White	1.92	9.0–10.0	1.58	600
Baumite	30%	White	1.1–1.3	4.0–6.0(5% sol)	1.65–1.66	200
ATH	65%	White	2.42	6.70	1.57	400

The scattering coefficient is the fraction of light incident upon an infinitesimally thin layer of the material that is scattered backwards by that layer, divided by the basis weight of the layer. It is expressed in reciprocal basis weight units. Kubelka and Munk¹⁴ provided a direct mathematical relationship between scattering, absorption, and opacity.

The original theory of Kubelka and Munk was developed for light diffusing and absorbing infinitely wide colorant layers. Due to its simple use and to its acceptable prediction accuracy, this model is very popular in industrial applications. The concept is based on the simplified picture of two diffuse light fluxes through the layer, one proceeding downward and the other simultaneously upward.^{5,15,16}

Recent research in our laboratory by Lee et al.^{17,18} and Ramakrishan,¹⁹ showed that fumed metallic oxide pigments are capable of producing semi-gloss and high-gloss ink jet papers with acceptable print quality after calendaring. In these works, it was found that the gloss of fumed alumina pigments was higher than fumed silica. An important finding of Ramakrishan's studies was that the gloss of the ink jet papers increased with an increase in silica particle size, which does not follow the findings for conventional pigments. The loss in gloss with reduction in silica particle size was attributed to the increased presence of coating cracks with decreasing particle size. The cracks were shown to result from drying stresses, which increased with an increase in silica surface area. Cracking was not present in the alumina coatings, resulting in the alumina coatings providing higher gloss values at equal coat weights.

Ink density is an important quality control indicator in the printing process. Ink density impacts the final visual quality, color gamut, and color fidelity. The main factor identified with color density is the concentration of colorant in the ink. Other major factors determining ink density are ink dot coverage on the coating surface and colorant concentration at the surface. In the interaction of the colorant with coated paper, electrostatic interactions play the key role in colorant-coated paper interactions. The nature of the anionic dyes and the oxides will determine the print quality of the ink jet printing, since electrostatic interactions of colorant with coated media occur between the anionic groups of dyes and the oxides. The binding energies of the dyes are greatly increased by electrostatic interactions, resulting in a high binding strength.^{20,21}

Ink gloss depends on the smoothness of the substrates and the smoothness of the ink layer.¹³ Another factor contributing to the smoothness of the printed film is the amount of vehicle on the surface. If the pigment particles are completely covered by a level film of the vehicle, a good approximation to a mirror surface usually results irrespective of the smoothness of the substrates or of the ink.²² However, the use of dyes rather than

pigments in most ink jet inks makes the former more relevant than the latter. Comparison of ink gloss for dye and pigmented ink jet inks is given elsewhere.¹³

Generally, optical properties and printing properties improve with increases in the coat weight, since increasing the amount of coating materials improves properties of the coated surface. For example, reflectance of light and ink absorption both increase with increased coat weight.

The objective of this research was to determine if less expensive compatible pigments could be blended with fumed alumina and silica pigments to yield coatings with equal or better gloss and printability. The influence of pigment blending on the packing volume of the coating was studied and the relationship between packing volume and ink jet print quality was determined.

Experimental Design

The basis weight of the base paper was 75 g/m² with 120 seconds for the Hercules sizing test (HST) value. The roughness (Parker PrintSurf "smoothness") of the base paper was 3.93 μm . Selected pigments were obtained from several pigment companies. Aluminum oxide (AO), fumed silica (FS), precipitated calcium carbonate (PCC, from Imerys, Opti-Cal-Gloss), ultrafine ground calcium carbonate (UFGCC, from Imerys Carbital 95), alumina trihydrate (ATH, from GAC Chemical Corp., GenBrite), and baumite (from Condea Vista Company, Disperal Dispersion 20/30) were studied. The physical properties of the pigments and the solids content of the pigments used are shown in Table I.

The binder used in the coating formulation was a partially hydrolyzed, low viscosity, polyvinyl alcohol (Airvol 203, Air Products Inc.). This polyvinyl alcohol (PVOH) was chosen to increase the % coating solids by reducing the interaction between pigments and PVOH and to promote the ink receptivity of the coating layer to the water based ink jet inks. Solutions of polyvinyl alcohol were prepared at 30% solids by adding the required amount of dry PVOH powder to cold alkaline water (pH 9.0–10.0) under agitation and heating the mixture to 84°C. The solution was held at this temperature for 35–40 min. to assure complete dissolution and hydration of the PVOH. A defoamer was then added (Foammaster VF, Henkel, Inc.). The solution was cooled to 4°C before adding the slurried pigments at a slow rate of agitation. The coatings were mixed for 30 min. and the pH and viscosity measured. It is important that this order of mixing is employed for the Alumina based coatings, because raising the pH of the alumina based slurries will cause gelation of dissolved aluminum ions and consequent agglomeration of pigment particles. This would greatly increase the effective particle size and viscosity, making the coating not runnable. Letting the pH adjust itself while in the presence of PVOH limits these effects. Coatings containing different fumed and

TABLE II. Ratio of Pigments Used

Sample	Pigments	Parts	Viscosity* (cP)	pH
FSU	Fumed silica/UFGCC	70:30	572	9.2
FSU1	Fumed silica/UFGCC	50:50	704	8.94
FSP	Fumed silica/ PCC	70:30	254	9.7
FSP1	Fumed silica/PCC	50:50	608	9.05
FS	Fumed Silica	100	72	9.8
AOA	Aluminum Oxide/ATH	70:30	984	5.9
AOA1	Aluminum Oxide/ATH	50:50	1370	4.90
AOB	Aluminum Oxide/Baumite	70:30	1766	6.9
AOB1	Aluminum Oxide/Baumite	50:50	1130	4.2
AO	Aluminum Oxide	100	1231	8.1

*Viscosity = Brookfield viscosity, 100 RPM, spindle:#4

conventional pigment ratios (50:50, 70:30, and 80:20, respectively) were prepared and drawdowns were made using various Mayer rods.

From this screening study, it was determined that PCC and UFGCC were the two most compatible pigments for blending with fumed silica, due to both their high pH requirements and high glossing properties. For the fumed alumina, baumite and alumina trihydrate performed best. It was also determined that substitution levels greater than 30 parts of these pigments into the coating, greatly diminished the gloss of the coatings, to where the coating gloss (<55%) would not be acceptable for this commercial grade of ink jet paper. Based on these findings, the coatings for cylindrical laboratory coating studies, (CLC), applications were prepared at 70:30 and 50:50 ratios, a pigment-to-binder ratio of 7:1 and final solids of $30 \pm 1\%$, as listed in Table II.

The coatings were applied to a 75 g/m^2 commercial base paper using a cylindrical laboratory blade coater at a speed of 2000 fpm. For each sample, the basepaper was pre-dried at 25% power for 10 s and post-dried at 100% power for 60 s. Four different coat weights were applied: 6 g/m^2 , 8 g/m^2 , 10 g/m^2 , and 12 g/m^2 . The coated samples were calendered on one side, through 3 nips at 123 kN/m and 60°C .

The brightness values of the papers were measured using the standard procedure²³ on a Technidyne Brightness meter. Gloss was measured using a Hunter 75° gloss meter according to the standard procedure.¹¹

The samples were printed on Epson Stylus 900, Hewlett Packard 932C and Canon S450 ink jet printers, using a proprietary test print pattern created with Adobe software.¹⁷⁻²¹ The printed images were bars of four solid colors (cyan, magenta, yellow, and black). The Epson 900 is a piezoelectric printer with a resolution of $1440 \times 720\text{dpi}$. The HP 932c is a thermal ink jet printer with a resolution of $2400 \times 1200 \text{ dpi}$. The Canon S450 printer is thermal ink jet printer with a resolution of $1440 \times 720 \text{ dpi}$. Print gloss was measured using a Gardner 60° Micro-Gloss meter. Print density was measured using an X-Rite 408 densitometer. Roundness was measured at the 30% tone scale by using a Hitachi HV-10 camera and ImagePro Plus, version 3.0, for image detail analysis.^{17-21,24}

Results and Discussion

The influence of coat weight and pigment type on brightness is shown in Fig. 1. Both the coat weight and pigment type influenced the brightness of the coating. The addition of the calcium carbonate to the fumed silica improved the coating brightness. The addition of ATH

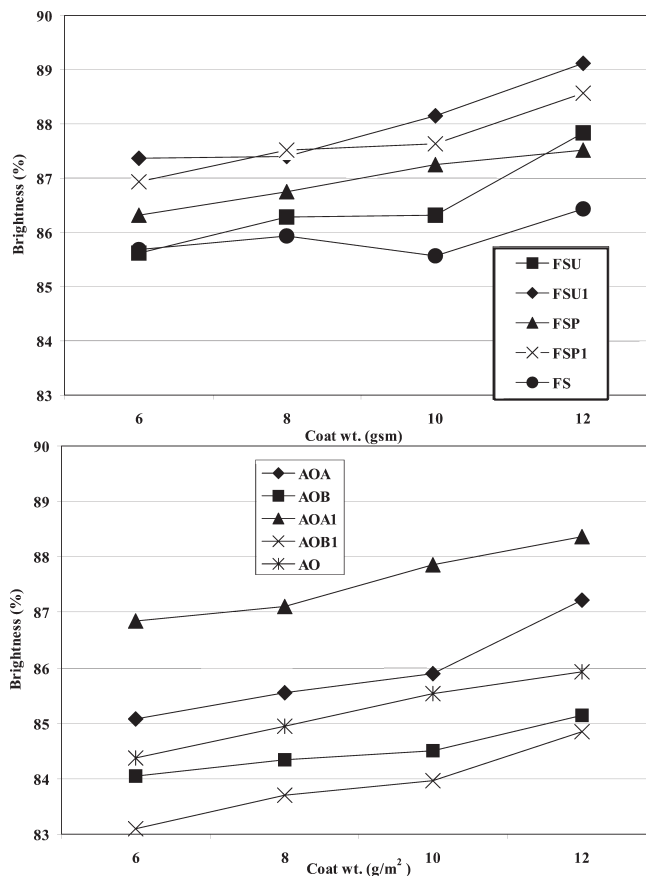


Figure 1. Brightness values for blended samples as a function of coat weight.

increased the brightness of the fumed alumina. Comparison of the brightness data to calculated light scattering coefficient values for the data showed a strong correlation (See Fig. 2).

The scattering coefficients of the coatings were calculated using the equations¹⁵ below. From the measurements of R_0 and $C_{0.89}$.

$$a = 0.5(R_{0.89} + (R_0 - R_{0.89} + 0.89)/(0.89R_0)) \quad (1)$$

$$b = 0.5(1/R_8 - R_8) \quad (2)$$

$$x = (1 - aR_0)/bR_0 \quad (3)$$

$$R_{0.89} = R_0/C_{0.89} \quad (4)$$

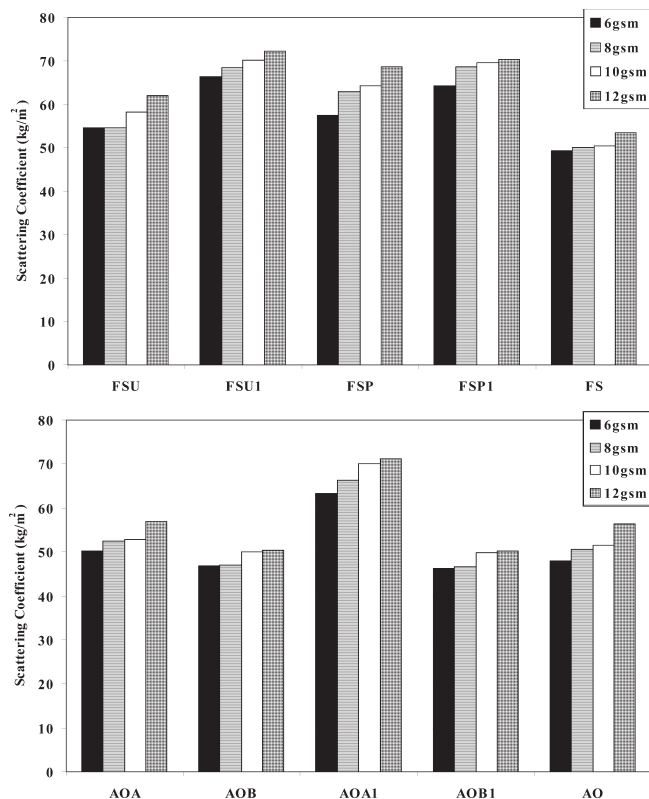


Figure 2. Scattering coefficient as a function of coat weight.

$$R_8 = a - (a - 1)^{1/2} \quad (5)$$

$$s_w = (0.5/b) [\ln(x + 1)/(x - 1)] \quad (6)$$

$$S = s_w/W \quad (7)$$

$R_{0.89}$ = reflectance of the layer which has behind it a surface with reflectance of 0.89.

R_0 = reflectance of the layer with ideal black background

$C_{0.89}$ = $R_0/R_{0.89}$ = TAPPI opacity, as a fraction

s_w = scattering power

W = basis weight

S = light scattering coefficient (LSC)

R_8 = reflectance of infinitely thick paper sample.

From the above equations, it is seen that brightness is influenced by the amount of light scattered and absorbed. Light is absorbed when colored matter is present. Scattering is influenced by the surface area of the pigments and the number of air-to-pigment interfaces due to the higher degree of refractivity between the two interfaces. Scattered light, to some extent, can mask the visual effect of colored impurities.

The addition of carbonate significantly increased the LSC of the silica coatings, improving the coating brightness and gloss (Fig. 3). The addition of ATH to the fumed alumina coating resulted in a slight increase in the LSC with a corresponding increase in coating brightness. The increase in brightness with LSC value indicates that addition of the carbonates and ATH increases the air voids in the packing structure enabling more light to be scattered. This is consistent with Fig. 4, which shows the influence of pigment addition on coating permeability, as indicated by PPS porosity.

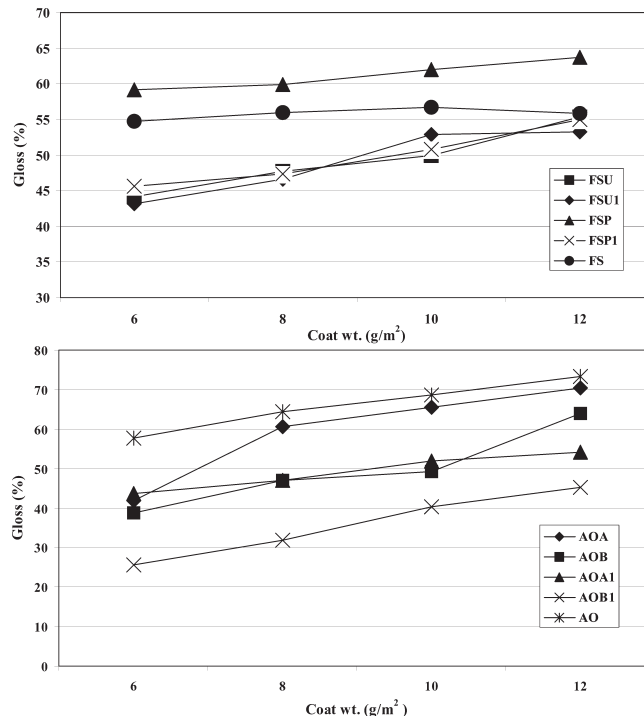


Figure 3. Gloss for the different blended samples.

The results indicate that the addition of the larger pigments to the fumed silica coatings increased the permeability of the coating layer, enabling the coating to scatter more of the incident light. As a result, the brightness, gloss, and opacity (Fig. 5) of the coatings increased. Unlike the fumed silica coatings, the LSC of fumed alumina coatings were not significantly changed by the addition of the ATH and baumite pigments. The gloss of the fumed alumina was the highest of all the samples tested. However, the addition of ATH and baumite to the fumed alumina enabled glosses almost that of the fumed alumina alone to be obtained.

Since gloss is a function of surface smoothness, the higher gloss could be indicating that fumed alumina (sample F) formed a smoother coat layer. Chinmayanadam¹⁹ has shown gloss to be a function of the refractive index and the wavelength of incident light, as well as the surface roughness:

$$\text{Gloss} = I/I_0 = f(n, i) \exp[-(4\pi\sigma \cos(i)/\lambda)^2] \quad (8)$$

where I and I_0 are the specularly reflected and incident light intensities, $f(n, i)$ is the Fresnel coefficient of specular reflection as a function of refractive index n and angle of incident light i , σ is the roughness (standard deviation of the surface profile), and λ is the wavelength of incident light.

Application of this equation to the results indicates that the refractive index of sample F is sufficient to provide acceptable commercial glosses (> 55%), if the proper alignment of the particles (in the case of plate-like pigments such as ATH) or smoothness of the coating layer is achieved. Small particles not only scatter more light, but better fill the microvoids within the coating and base paper, to provide higher smoothness than large and/or

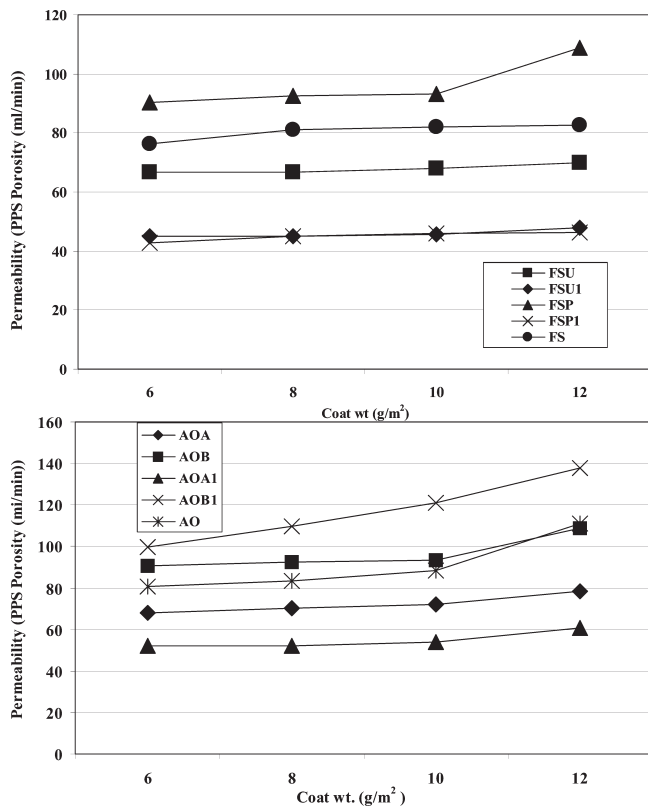


Figure 4. Permeability (PPS Porosity) comparison of blended samples.

chunky particles. Although calendering improves smoothness, and hence gloss, it can have the negative effect of compressing the coating layer, adversely affecting the ink receptivity and consequently print quality of the paper.

The pore size distributions of the samples are shown in Fig. 6. The LSC and permeability results for the fumed silica coatings correlate well with the Hg porosimetry data. The pore data confirm that the addition of the needle shaped PCC (aragonite) with the grape-like silica clusters open the coating structure for the 70:30 samples, but the needles are probably filling the holes for the 50:50 samples. The Canon ink density values (Fig. 7) are higher for the PCC blends versus the silica alone, but the HP and Epson values are lower. The 60° ink gloss (Fig. 8) shows mixed dependence on PCC addition but the Δ ink gloss (60° ink gloss minus 60° paper gloss, shown in Fig. 9) are generally worse for PCC addition. On the other hand, blending of UFGCC with the silica leads to systematic reduction in permeability. The ink density values for the UFGCC samples are comparable to those for silica alone. However the gloss and Δ gloss values are slightly worse for the UFGCC samples.

The negative (for all but FS with Canon ink) Δ gloss values in Fig. 9 are typical of dye based inks.¹³ Pigmented ink jet inks generally improve the Δ gloss values to less negative, or even positive in some cases,¹³ probably due to packing of ink pigment particles with coating pigment particles.

These results indicate that the new packing structures may enable the ink dye to be fixed and dried closer to the coating surface. The ink density and gloss values of the fumed silica coatings were found to be higher than the fumed alumina coatings. In the case of ink density, these differences are probably not significant.

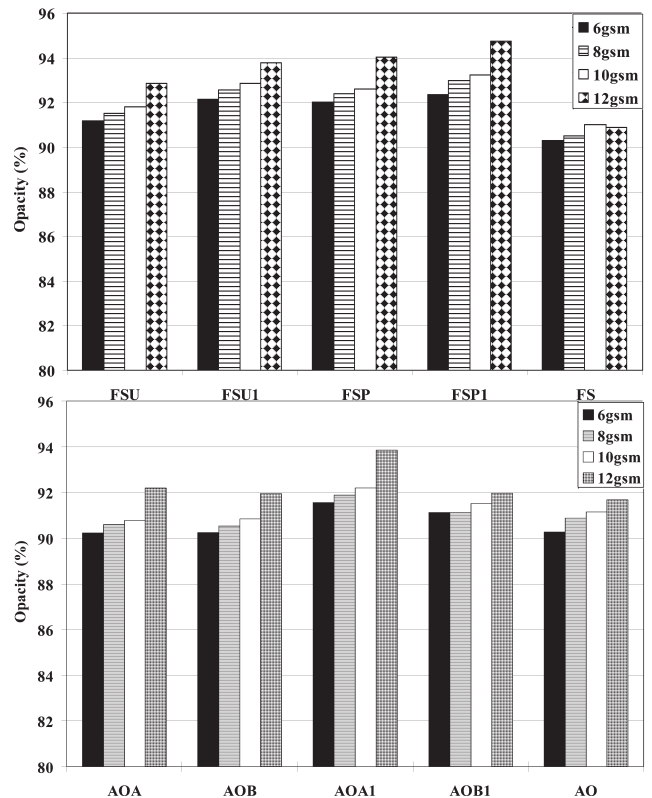


Figure 5. Opacity comparison of each coating formulation differences are probably not significant.

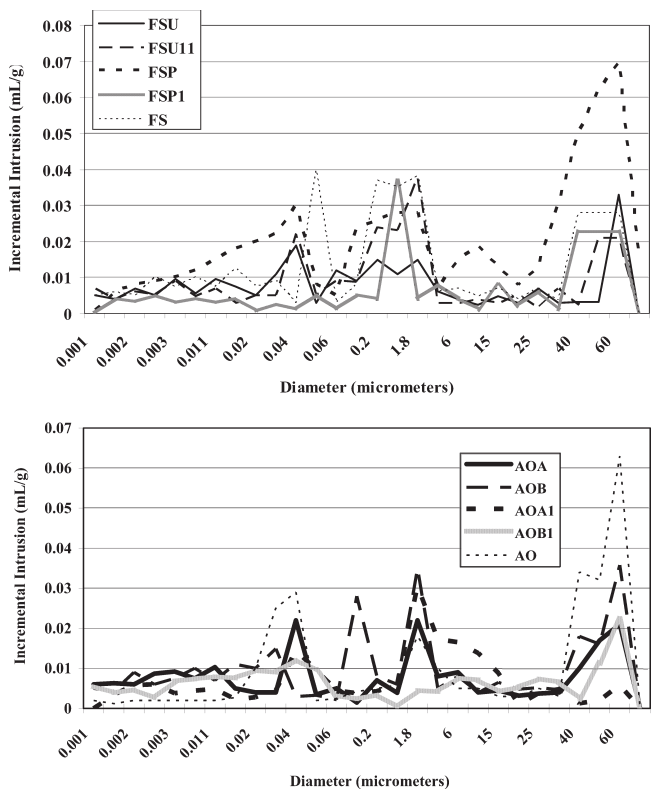


Figure 6. Pore size distribution mercury intrusion porosimeter (coat wt.: 12 g/m², calendered sample).

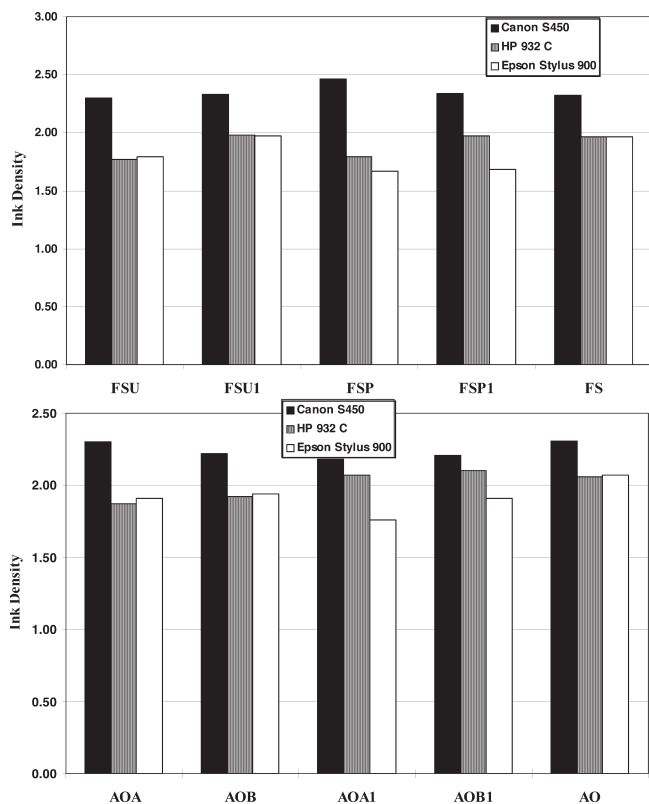


Figure 7. Ink density comparison of coating formulations (color: black, coat wt.: 12 g/m²).

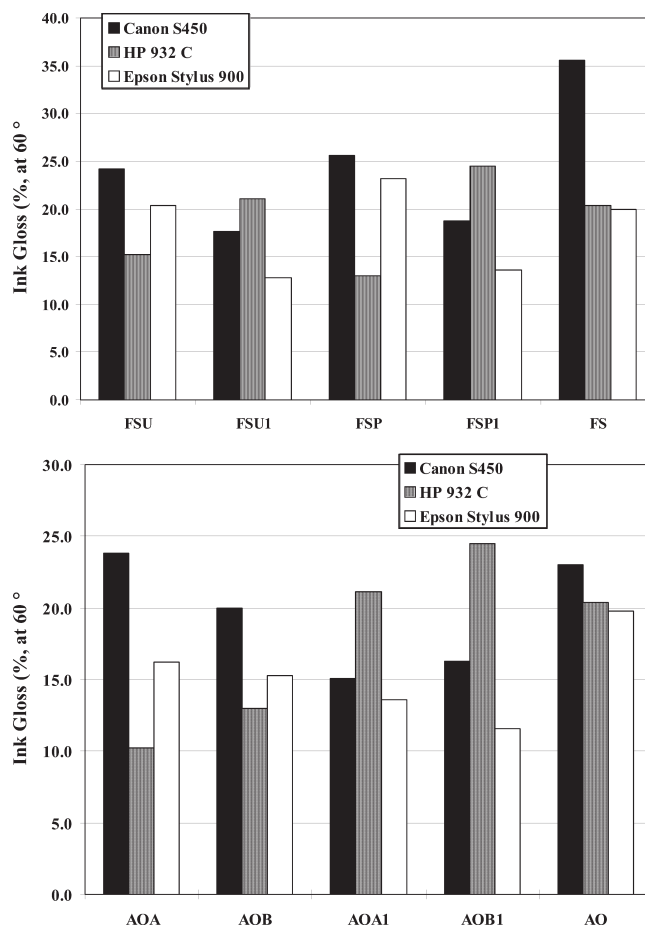


Figure 8. Ink gloss comparison of each coating formulations (coat wt.: 12 g/m², color: black).

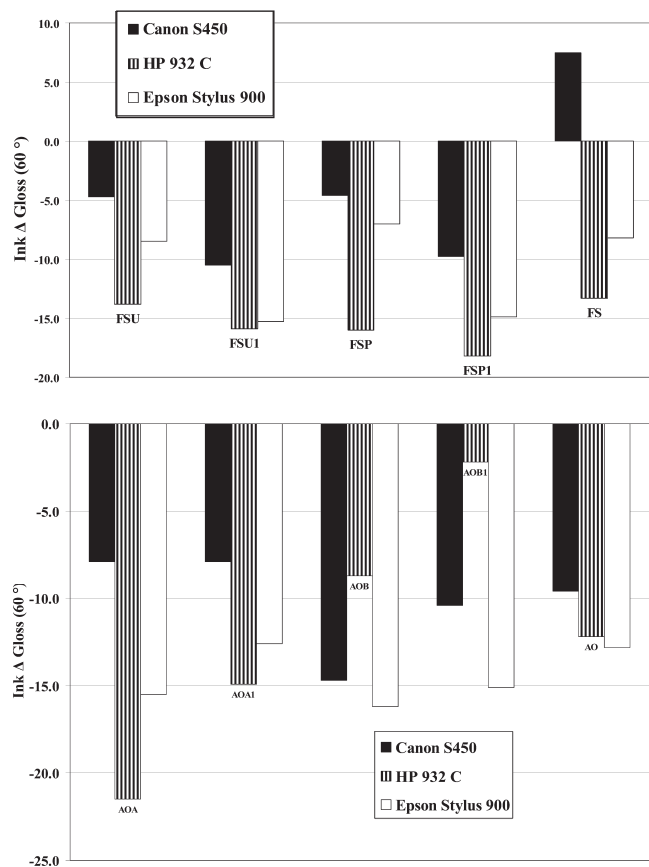


Figure 9. Ink Δ gloss for different coating formulations (coat wt.: 12 g/m², color: black).

The increased ink gloss for the silica samples is most likely due to the ink filling in the known cracks in the silica based coatings as discussed previously.¹⁷⁻²⁰ This filling occurs, most likely, because these inks are either dye based or small pigment based.^{13,26-28}

The dot roundness results for black dots are shown in Table III. Roundness was defined in Ref. 24. Roundness near unity is ideal because it indicates that the ink spreads uniformly, and thus is a measure of coating uniformity. If the roundness is 1.0, it means the dots are perfect circles; values of roundness less than 1.0 indicate lack of roundness. Therefore, the closer the value of roundness is to unity, the better the quality of the dots. Rounder dots can have a dramatic effect on Distinctness of Image, or visual perception of image quality.

From Table III, most of the low coat weight samples have a smaller roundness values. That is to say, ink dots smeared on the coating layer because coating layers in the low coat weight is not able to hold ink dots well and coatings applied for the low coat weight samples did not cover the substrate perfectly. The roundness values of the Canon printer samples were better than the roundness values of HP and Epson printer samples.

Conclusions

The results obtained from this research indicate that the optical properties, brightness and gloss, were affected by pigment type and coat weight. Improvements in optical properties indicate that brightness improve-

TABLE III. Dot Roundness of Samples

Canon S450											
Coat weight	FSU	FSU1	FSP	FSP11	FS	AOA	AOA1	AOB	AOB1	FA	
6 g/m ²	.99	.97	1.00	1.00	1.00	.97	.97	.78	1.00	.95	
8 g/m ²	1.00	.97	1.00	.99	1.00	.98	.97	.78	.99	.99	
10 g/m ²	1.00	.98	1.00	.99	1.00	.96	.98	.73	.99	.99	
12 g/m ²	.99	.98	.99	1.00	1.00	.95	.98	.70	1.00	1.00	
HP 932C											
Coat weight	FSU	FSU1	FSP	FSP11	FS	AOA	AOA1	AOB	AOB1	FA	
6 g/m ²	.93	.88	.79	.79	.96	.83	.75	.78	.75	.95	
8 g/m ²	.90	.89	.87	.82	.96	.85	.75	.78	.75	.99	
10 g/m ²	.85	.92	.85	.84	.92	.88	.78	.73	.78	.99	
12 g/m ²	.99	.93	.87	.85	.97	.85	.79	.70	.79	1.00	
Epson Stylus Color 900											
Coat weight	FSU	FSU1	FSP	FSP11	FS	AOA	AOA1	AOB	AOB1	FA	
6 g/m ²	.95	.96	.99	.96	.99	.90	.90	.80	.78	.95	
8 g/m ²	.94	.96	.98	.95	1.00	.91	.90	.79	.77	.99	
10 g/m ²	.97	.97	1.00	.96	.99	.90	.93	.81	.79	.99	
12 g/m ²	.99	.97	.90	.96	.94	.89	.95	.69	.82	1.00	

ments were due to an increase in scattering coefficient with large particle size and gloss improvements were due to increase in smoothness and refractive index.

The print properties were also influenced by pigment particle size and packing volume. Print qualities as measured by ink density and ink gloss were strongly dependent on pigment particle size and packing volume. Inks used in the printers influenced printing qualities. This is confirmed by recent results.^{13,27}

Calendering improved the smoothness of the surfaces for all formulations. Ink gloss and ink density consequently increased.²⁹ However, it is believed that the low solids content of the coatings prevents the smooth application of the coating due to base sheet roughening by the absorption of coating water. Research is therefore needed to determine ways to control the penetration of the coating water into the base sheet. Base sheet sizing, coating solids, the application and formulation of a base coating, and coating rheology should be considered for topics of future research.

From the results of these experiments, it is evident that the blended coatings of fumed metallic oxide and conventional pigments had comparable optical properties and ink jet printing qualities to the coatings of fumed metallic oxides alone. ▲

References

1. R. N. Mills, Ink jet printing – Past, present and future, *Proc. IS&T's 10th International Congress on Advances in Non-Impact Printing Technologies*, IS&T, Springfield, VA, 1994, pp. 410–413.
2. A. Kulmala, H. Paulapuro, and P. Oittinen, Paper requirements for electrophotographic printing, *Proc. IS&T's 10th International Congress on Advances in Non-Impact Printing Technologies*, IS&T, Springfield VA, 1994, pp. 466–470.
3. P. J. Casey, Pigment coating, *Pulp and Paper*, Chap. 22, Wiley, Inc., New York, NY, 1980, p. 2181.
4. J. A. Bristow, *Adv. Printing Sci. Technol.* **20**, 193 (1990).
5. *Measurement and Control of the Optical Properties of Paper*, 2nd ed., Technidyne Corporation, New Albany, IN, 1996, pp. 7.5–7.6.
6. B. Aksoy, M. K. Joyce and P. D. Fleming, Comparative study of brightness/whiteness using various analytical methods on coated papers containing colorants, *Proc. TAPPI Spring Technical Conf. & Trade Fair*, TAPPI Press, Atlanta, GA 2003, electronic distribution.
7. B. Aksoy, P. D. Fleming and M. K. Joyce, New measures of whiteness that correlate with perceived color appearance, *Appl. Opt.*, in Review.
8. B. Aksoy, P. D. Fleming and M. K. Joyce, Whiteness evaluations on tinted and fwa added papers, *Appl. Opt.*, in Review.
9. R. Griesser, Whiteness not brightness: A new way of measuring and

- controlling production of paper, *Appita J.* **46-6**, 439–445 (1993).
10. R. Griesser, CIE whiteness and tint: Possible improvements, *Appita J.* **49-2**, 105–112 (1996).
11. TAPPI Standard, T480 m51.
12. D. W. Donigian., J. N. Ishley and K. J. Wise, Coating pore structure and offset printing gloss, *TAPPI J.* **80-5**, 163 (1997).
13. R. Xu, P. D. Fleming III and A. Pekarovicova, The effect of ink jet papers roughness on print gloss and ink film thickness, *Proc. IS&T NIP20: International Conference on Digital Printing Technologies*, IS&T, Springfield, VA, 2004, pp. 439–444.
14. P. Kubelka and P. Munk, Ein Beitrag zur Optik der Farbanstrich, *Z. Tech Phys.* **12**, 593–601 (1931).
15. TAPPI Standard, T1214 sp98.
16. S. Mourad, P. Emmel, K. Simon, and R. D. Hersch, Extending Kubelka–Munk's theory with lateral light scattering, *Proc. IS&T's 17th International Conference on Digital Printing Technologies*, IS&T, Springfield, VA, 2001, pp. 469–473.
17. H. Lee, The influence of fumed metallic oxides on coating structure and their relationships to print quality, MS thesis, Western Michigan University, 1998.
18. H. Lee, M. K. Joyce, P. D. Fleming, and J. Cameron, Production of a single coated glossy ink jet paper using conventional coating and calendering methods, *Proc. TAPPI Coating Conference*, TAPPI Press, Atlanta, GA, May 2002; *TAPPI J.* electronic distribution.
19. R. Ramakrishnan, Coating and basesheet influences on the development of gloss for ink jet papers containing fumed metallic oxides. MS thesis, Western Michigan University, 1999.
20. E. J. Cawthorne, Use of a chemically-modified clay as a replacement for silica in matte coated ink jet papers. MS thesis, Western Michigan University, 1999.
21. J. E. Cawthorne, M. Joyce and P. D. Fleming, Use of a chemically modified clay as a replacement for silica in matte coated ink jet papers, *J. Coat. Tech.* **75-937**, 75–81 (2003).
22. M. J. Fetso and C. A. Zettlemoyer, Factors affecting printing gloss and uniformity, *TAPPI J.* 667–681 (1962).
23. TAPPI procedure T 452 om-92.
24. P. D. Fleming, J. E. Cawthorne, F. Mehta, S. Halwawala, and M. K. Joyce, Interpretation of dot area and dot shape based on image analysis, *Proc. IS&T's 18th International Conference on Digital Printing Technologies*, IS&T, Springfield, VA, 2002, pp. 474–477; and *J. Imaging Sci. Technol.* **47**, 394–399 (2003).
25. T. K. Chinmayanandam, On Specular Reflection from Rough Surfaces, *Phys. Rev.* **13**, 96 (1919).
26. A. Frimova, Particle size analysis of commercial printing inks and their press stability and printability, MS Thesis, Western Michigan University, April 2003.
27. V. Chovanova, P. Howell, P. D. Fleming III, and A. Rasmuson, Printability of different epon ink jet ink sets, *Proc. IS&T's 20th International Conference on Digital Printing Technologies*, IS&T, Springfield, VA, 2004, pp. 457–463.
28. A. Frimova, A. Pekarovicova and P. D. Fleming, Particle Size of Printing Inks; Stability, Colorimetry and Printability, manuscript in preparation.
29. H.-K. Lee, M. K. Joyce, P. D. Fleming, and J. E. Cawthorne, Influence Of Silica and Alumina Oxide On Coating Structure and Print Quality Of Ink Jet Papers, *TAPPI J.*, **4**, 11–16 (2005).