



CAREER OUTCOMES FOR WMU GRADUATES

Post-Graduation Activity Report 2013-2014

Study design, data collection and analysis, and report preparation:
Ewa Urban, Ph.D. - Associate Director for Assessment and Technology
Amy Galick - Graduate Assistant for Assessment

Ellsworth Hall I (269) 387-2745 | wmich.edu/career



WESTERN MICHIGAN UNIVERSITY



WESTERN MICHIGAN UNIVERSITY

CONTENTS

Executive Summary	6
Survey Methodology.....	7
Post-Graduation Activity — All WMU	8
Salaries — All WMU	9
Experiential Education — All WMU	10
Broncos Pursuing Further Education.....	11
Post-Graduation Activity by Degree Type	12
Salaries by Degree Type	13
Post-Graduation Activity: Five-Year Comparison	15
Knowledge Rates: Five-Year Comparison	16
Post-Graduation Activity Reports by College, Major and Program.....	17
College of Arts and Sciences.....	18
Anthropology	23
Biology	25
Biomedical Sciences	27
Chemistry	29
Communication	31
Criminal Justice	33

Economics.....	35
English.....	37
English: Creative Writing	39
Environmental Studies	41
Evaluation	42
Film, Video, and Media Studies.....	43
Gender and Women’s Studies.....	45
Geography.....	46
Geosciences	48
Global and International Studies	50
History	51
International Development Administration.....	53
Journalism.....	54
Mathematics	55
Organizational Communication.....	57
Philosophy.....	59
Physics.....	61
Political Science	62
Psychology	64
Public Administration.....	66
Public Relations.....	68
Religion.....	70
Science Education.....	71
Sociology.....	73
Spanish.....	75
Statistics.....	77
World Languages and Literatures.....	79

College of Aviation.....	80
Aviation Flight Science.....	83
Aviation Maintenance Technology.....	84
Aviation Management and Operations.....	85
College of Education and Human Development.....	87
Career and Technical Education	92
Child and Family Development.....	93
Counseling Psychology	94
Counselor Education.....	96
Dietetics.....	98
Early Childhood Education.....	99
Educational Leadership	101
Educational Leadership: K12	103
Educational Technology.....	105
Elementary Professional Education.....	106
Family and Consumer Sciences	108
Family and Consumer Sciences Teaching Programs.....	110
Family Studies	112
Health and Physical Education.....	114
Human Performance.....	116
Interior Design.....	118
Literacy Studies	119
Organizational Learning and Performance.....	120
Practice of Teaching.....	122
Secondary Education.....	124
Sociocultural Studies of Education.....	126
Special Education	127

Textile and Apparel Studies	129
College of Engineering and Applied Sciences.....	131
Aerospace Engineering	136
Chemical Engineering.....	138
Civil and Construction Engineering.....	140
Computer Science	142
Electrical and Computer Engineering.....	144
Engineering Design Technology	146
Engineering Management	148
Graphic and Printing Science	150
Industrial Engineering	152
Manufacturing Engineering.....	154
Mechanical Engineering	156
Paper Engineering.....	158
College of Fine Arts	160
Art.....	165
Dance.....	167
Music	168
Theatre.....	170
Haworth College of Business.....	171
Accountancy.....	176
Advertising and Promotion.....	178
Business Administration (MBA)	180
Computer Information Systems.....	182
Electronic Business Marketing.....	184
Finance	185

Food and Consumer Package Goods Marketing	187
Human Resource Management.....	189
Integrated Supply Management.....	191
Management	193
Marketing.....	195
Sales and Business Marketing.....	197
Telecommunication and Information Management.....	199
College of Health and Human Services	201
Alcohol and Drug Abuse (Certificate).....	206
Blindness and Low Vision Studies	207
Interdisciplinary Health	209
Nursing	211
Occupational Therapy.....	213
Physician Assistant.....	215
Social Work	216
Speech Pathology and Audiology	218
Extended University Programs – University Studies	220

EXECUTIVE SUMMARY

Who, How, and When

Career and Student Employment Services surveyed all (N=5252) WMU students graduating with bachelor's, master's, and doctoral degrees and post-baccalaureate certificates between August 2013 and June 2014. Data was obtained for **68.35%** of the population (N=3590).*

Post-Graduation Active Engagement

89% (N=3159) of WMU graduates are **actively engaged** within three months of graduation.

"Active engagement" is defined as full-time employment (including self-employment and post-graduate internships/fellowships); part-time employment (including those who are seeking and those who are not seeking full-time employment); continuing education; and military service. Categories not included in active engagement are unemployed and seeking employment; not seeking employment; and volunteering.

Full-Time Employment

- **62.5%** (N=2217) of respondents are **employed full time** (including post-graduation internship/fellowship and self-employment).
- **81%** (N=1052) of respondents working full-time stated that their **job is related to their degree**.
- The most frequent **methods of finding full-time employment** included networking (30%; N=380), previous internship or work experience (20%; N=254), employer websites (16%; N=199), and the WMU career fair (13%; N=161).
- WMU graduates reported employment in 41 U.S. states. The most common state of employment was Michigan (74%; N=1403), followed by Illinois (7%; N=131), Indiana (2%; N=43), and California (1.5%; N=29). Almost three percent (2.62%; N=50) reported employment outside the United States.
- Based on 1211 salaries reported, the median salary range of recent graduates working full-time was **\$45,001–\$50,000**.

Continuing Education

14.6% (N=519) of respondents are continuing education after graduating from WMU.

- 65% (N=284) are pursuing master's degrees, 28% (N=121) doctoral degrees, 2% (N=10) bachelor's degrees, 2% (N=9) certificate programs, and 1.6% (N=7) specialist programs.
- 38% (N=197) of respondents are continuing education at WMU, while the remaining 62% are pursuing additional education at 100 different institutions.

Internship Completion

68.3% (N=1803) of respondents completed an internship or gained other experiential education related to their field of study.

*44 respondents declined to provide post-graduation activity, so that post-graduation activity data was obtained for 67.5% of the population (N=3546).

SURVEY METHODOLOGY

Career and Student Employment Services conducts the annual Post-Graduation Activity study on behalf of the University. The study is conducted according to the “Standards and Protocols for the Collection and Dissemination of Graduating Student Initial Career Outcomes Information” published by the National Association of Colleges and Employers.

Career outcome information was collected using an online questionnaire sent to all August 2013, December 2013, April 2014, and June 2014 graduates of bachelor’s, master’s, post-baccalaureate certificate, and doctoral programs at Western Michigan University. Respondents were asked to indicate their primary post-graduation activity, including full-time employment, post-graduate internship/fellowship, self-employment, military service, part-time employment, continuing education, volunteer activity, or seeking employment.

Three weeks before graduation, all graduating students received an email from their college dean, department chairperson, or program director with a personalized link to the Post-Graduation Activity Survey. Survey nonrespondents received at least three follow-up messages via email. Career and Student Employment Services staff also used LinkedIn to gather employment data for nonrespondents by reviewing public profiles of recent graduates. In addition, department chairpersons were asked to provide post-graduation activity information for nonrespondents. Overall, 82% of data was obtained through the online questionnaire and 18% of data was obtained through LinkedIn or by contacting department chairpersons.

Post-graduation activity data was also updated throughout the year by following up with respondents who had indicated that they were seeking employment at the time of completing the survey. The data collection cycle ended on September 30, 2014.

The report lists all the WMU majors for which sufficient data was collected. In the instances where data for a major was insufficient for reporting, similar majors were combined. The names of majors in the report align with those listed at wmich.edu/academics.

Fifty-five percent (55%, N=1211) of respondents working full time reported a salary range. The report includes median salary ranges for majors/programs with at least five reported salaries. All salary data is provided for informational purposes only and is not intended to be used for comparisons or predictions. Data from the September 2014 Salary Survey published by the National Association of Colleges and Employers (NACE) is provided when available. NACE surveys employers to collect salary information for graduates who are working full time.

NACE and Career and Student Employment Services acknowledge that the positive impact of a college education cannot be measured merely in terms of employment, earnings, or continued education, and the most significant and substantive outcomes of personal and professional growth occur over the lifetime of the individual graduate.

POST-GRADUATION ACTIVITY — ALL WMU

- **5252** students earned degrees from Western Michigan University.
Post-graduation activity data was obtained for **67.5%** of graduates (3546 students).

Post-Graduation Activity

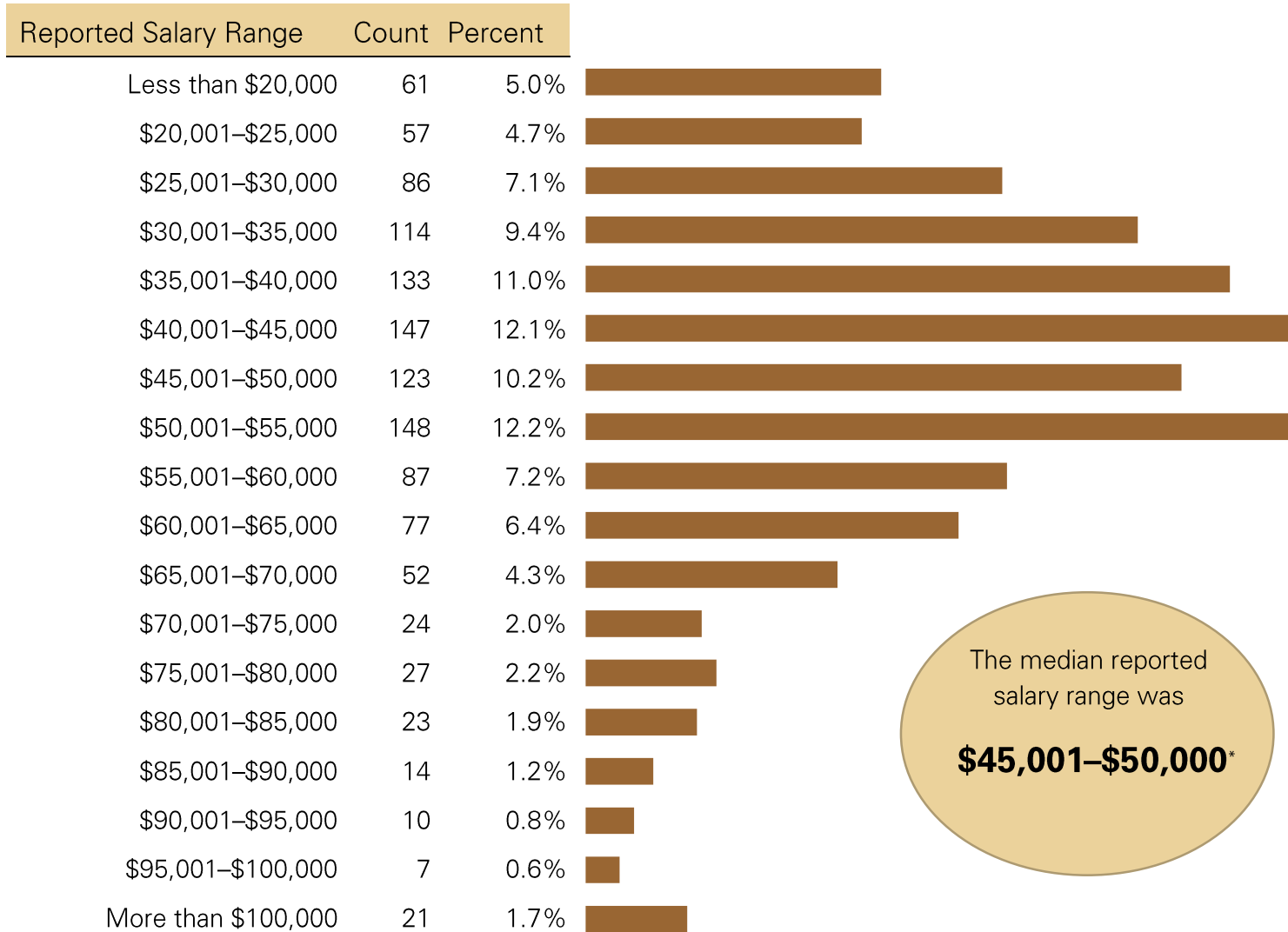
- **89.1%** of graduates were **actively engaged**.

Active engagement is defined as full-time employment (including self-employment and post-graduate internships/fellowships); part-time employment (including those who are seeking and those who are not seeking full-time employment); continuing education; and military service. Categories not included in active engagement are unemployed and seeking employment; not seeking employment; and volunteering.

	Percent	Count
Actively Engaged	89.1%	3159
Employed full time	62.5%	2216
Employed full time or have accepted full-time employment	58.4%	2072
Post-graduation internship/fellowship	2.7%	94
Self-employed	1.4%	50
Continuing education	14.6%	519
Military service	0.9%	31
Employed part time	11.1%	393
Employed part time, not seeking full time employment	1.2%	42
Employed part time and seeking full time employment	9.9%	351
Not Actively Engaged	10.9%	387
Volunteering	0.5%	17
Not immediately seeking employment	1.6%	58
Unemployed and seeking employment	8.8%	312

SALARIES — ALL WMU

Of the **2216** Western Michigan University graduates who reported full-time employment,
1211 graduates (54.6%) provided salary information.



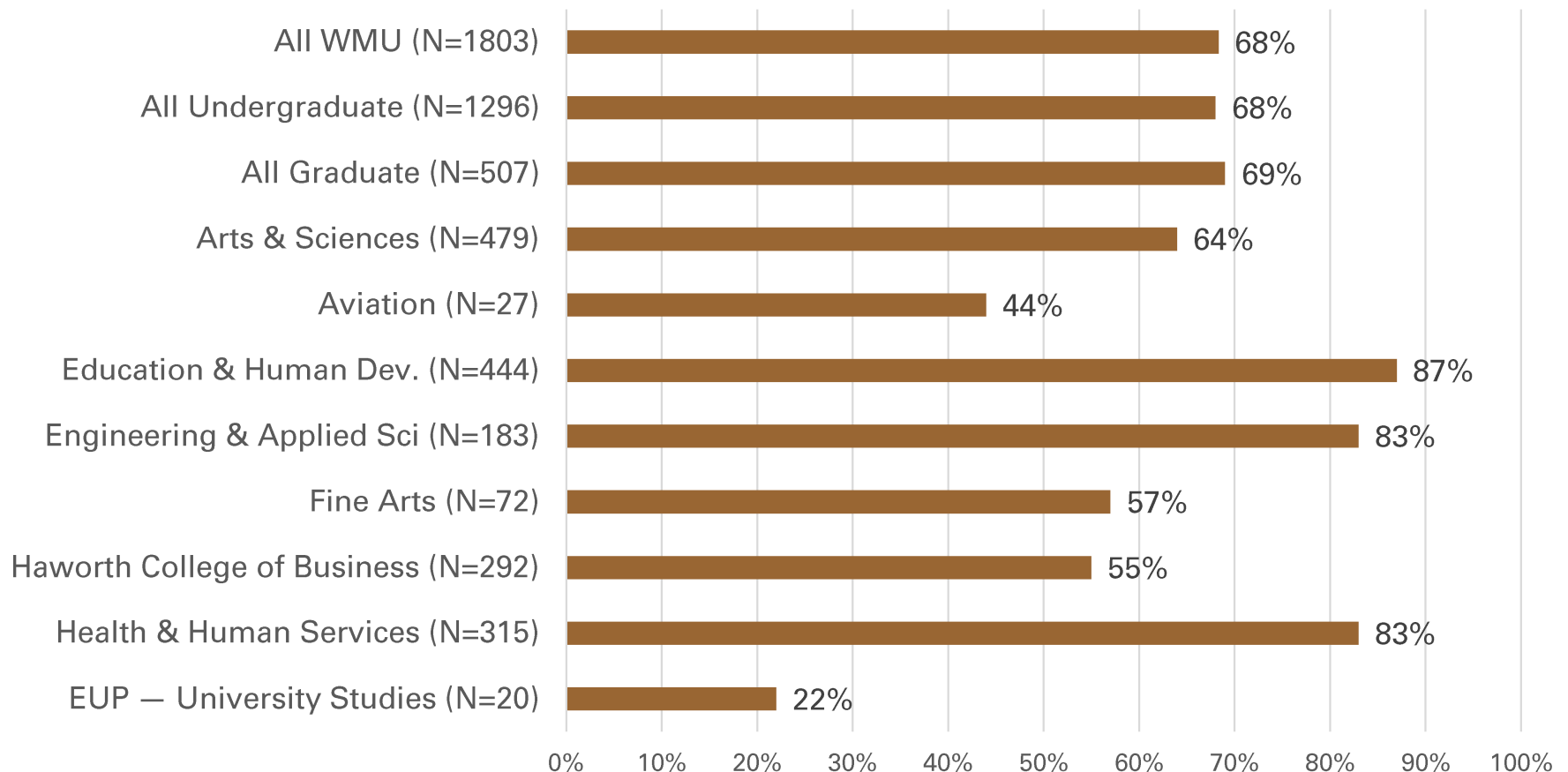
*Salary data is self-reported and is not fact-checked. Salary counts are provided for informational purposes only and are not intended to be used for comparisons or predictions.

EXPERIENTIAL EDUCATION — ALL WMU

Survey respondents were asked whether they participated in an experiential education activity, such as an internship, a co-op, a practicum, faculty-directed research, service learning, student teaching, a senior design project, a capstone, or other work experience related to their field of study.

Of the 2638 respondents to this question, **68.35%** (N=1803) **participated in an experiential activity** while at WMU.

- Of the 1904 **undergraduate** respondents to the question, **68.07%** (N=1296) participated in an experiential activity.
- Of the 734 **graduate** respondents, **69.07%** (N=507) participated in an experiential activity.



BRONCOS PURSUING FURTHER EDUCATION

14.6% (N=519) of respondents are pursuing further education after graduating from WMU.

- 65% (N=284) are pursuing masters degrees, 28% (N=121) doctoral degrees, 2% (N=10) bachelor's degrees, 2% (N=9) certificate programs, and 1.6% (N=7) specialist programs.
- 38% (N=197) of respondents are continuing education at WMU, while the remaining 62% are pursuing additional education at 100 different institutions.
 - The institutions at which WMU graduates most frequently are continuing education include Wayne State University (N=15), Michigan State University (N=13), University of Michigan (N=13), Eastern Michigan University (N=7), University of Detroit Mercy School of Law (N=6), Ball State University (N=5), Indiana University (N=5), and Grand Valley State University (N=4).

Institutions Where 2013-14 Broncos are Continuing Education

ACC
American Flyers
American University
Arizona State University
Arkansas State University
Ball State University
Boston Conservatory
Bowling Green State University
California Health Sciences University
Capella University
Carnegie Mellon University
Catholic University of America
Central Michigan University
Chamberlain College of Nursing
Chicago School of Professional Psychology
Columbia University
Concordia University
Delft University of Technology
Eastern Illinois University
Eastern Michigan University
Empire
Ferris State University
Florida Institute of Technology
Florida State University
George Mason University
Georgia Southern University
Grand Valley State University
Harvard
Indiana University
ISPP at Argosy University
Kalamazoo Valley Community College
Kent State University
Lansing Community College

Logan College of Chiropractic
Louisiana State University
Loyola University Chicago
Michigan College of Optometry
Michigan State University
Michigan Technological University
National University of Health Sciences
Northern Michigan University
Northwestern University
Oakland University
Palmer College of Chiropractic
Peabody Institute
QUT Australia
Rush University
Rutgers
Saginaw Valley State University
Sherman Chiropractic College
Southern New Hampshire University
Spring Arbor University
Stetson Law in Tampa, FL
SUNY Stony Brook
Temple University
Tennessee State University
Texas Tech University
The Art Institutes
Trine University
UCSD
UIC
Universidad Autonoma de Santo Domingo
Université Laval
University College London
University of Australia, Melbourne
University of California
University of Chicago

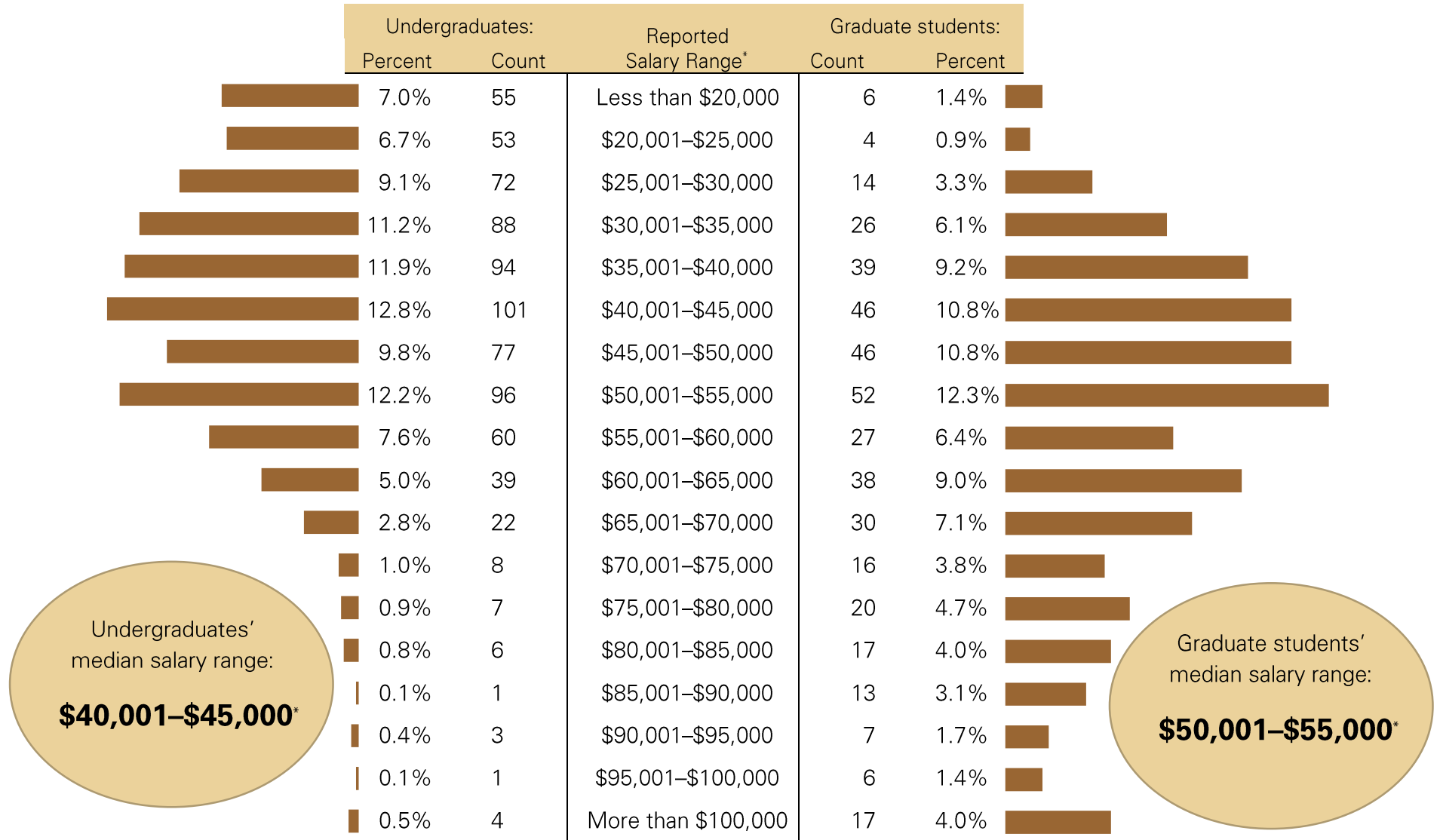
University of Cincinnati
University of Colorado
University of Connecticut
University of Detroit Mercy School of Law
University of Houston
University of Illinois
University of Iowa
University of Kansas
University of Kentucky
University of Louisville
University of Maryland
University of Massachusetts
University of Miami
University of Michigan
University of Minnesota
University of Missouri
University of Nebraska
University of North Texas
University of Notre Dame
University of Pennsylvania
University of Pittsburgh
University of Portsmouth, London
University of South Florida
University of Toledo
University of Utah
University of Washington
University of Wisconsin
Valparaiso University School of Law
Vanderbilt University
Walden University
Wayne State University
West Virginia University
Wichita State
WMU

POST-GRADUATION ACTIVITY BY DEGREE TYPE

- **2538** students earned undergraduate degrees and **1009** students earned graduate degrees.
- **88.5%** of undergraduates and **90.5%** of graduate students were **actively engaged**.

Undergraduates			Graduate students	
Count	Percent		Percent	Count
2247	88.5%	Actively Engaged	90.5%	913
1454	57.3%	Employed full time	75.5%	762
1358	53.5%	Employed full time or have accepted full-time employment	70.9%	715
67	2.6%	Post-graduation internship/fellowship	2.7%	27
30	1.2%	Self-employed	2.0%	20
432	17.0%	Continuing education	8.7%	88
29	1.1%	Military service	0.2%	2
332	13.1%	Employed part time	6.0%	61
31	1.2%	Employed part time, not seeking full time employment	1.1%	11
301	11.9%	Employed part time and seeking full time employment	5.0%	50
291	11.5%	Not Actively Engaged	9.5%	96
15	0.6%	Volunteering	0.2%	2
41	1.6%	Not immediately seeking employment	1.7%	17
235	9.3%	Unemployed and seeking employment	7.6%	77

SALARIES BY DEGREE TYPE



*Salary data is self-reported and is not fact-checked. Salary counts are provided for informational purposes only and are not intended to be used for comparisons or predictions.

Additional Employment Information

Graduates who reported full-time employment were also asked to provide the location of their employment and to say to what extent their work was related to the degree they earned at WMU.

	Number of students reporting full-time employment	Location data was obtained for:		Reported location of employment (percent)		
		Count	Percent	In Michigan	Elsewhere in the US	Outside the United States
All WMU	2216	1905	86.0%	73.6%	23.8%	2.6%
Undergraduate	1454	1253	86.2%	74.0%	24.3%	1.7%
Graduate	762	652	85.6%	72.9%	22.7%	4.4%

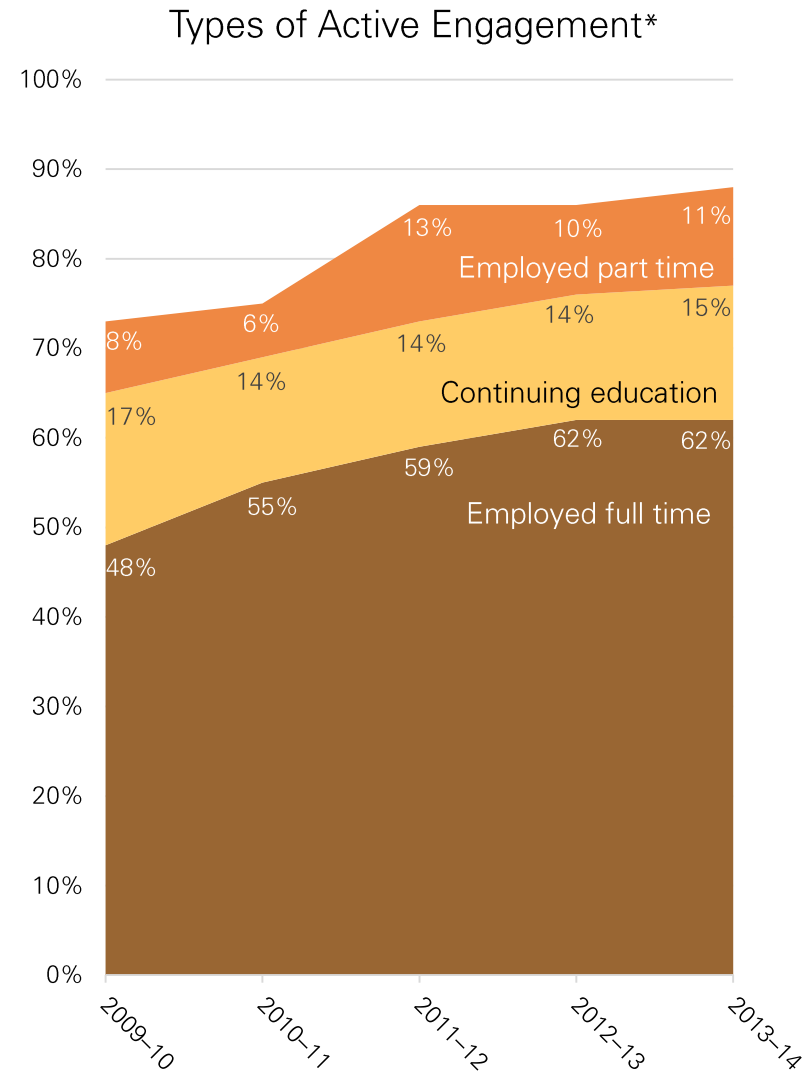
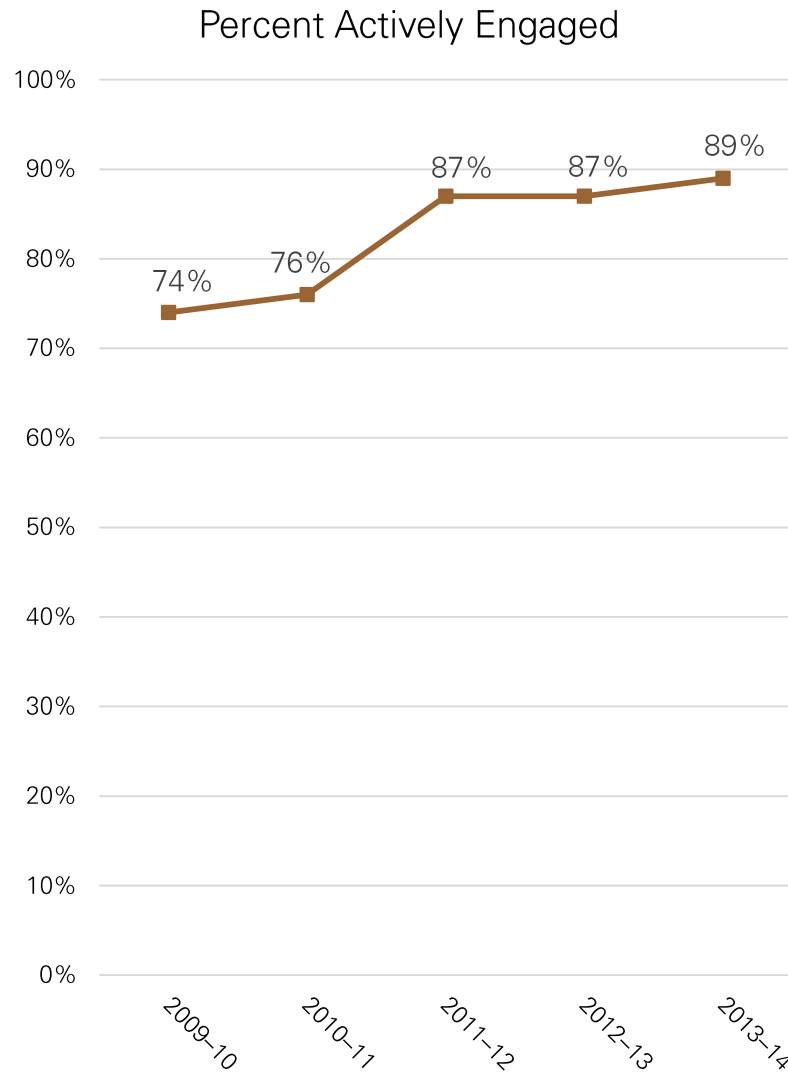
	Number of students reporting full-time employment	Students who reported to what extent their job was related to their degree:		Percent of respondents who said their job was related:
		Count	Percent	
All WMU	2216	1301	58.7%	80.9%
Undergraduate	1454	842	57.9%	76.6%
Graduate	762	459	60.2%	88.7%

Experiential Education

All graduates were asked whether they “participated in an experiential education activity” such as an internship or gained other work experience related to their field of study while enrolled at WMU.

	Total number of graduates	Students who responded to the internship question:		Respondents who reported completing an internship:	
		Count	Percent	Count	Percent
All WMU	5252	2638	50.2%	1803	68.3%
Undergraduate	3787	1904	50.3%	1296	68.1%
Graduate	1466	734	50.1%	507	69.1%

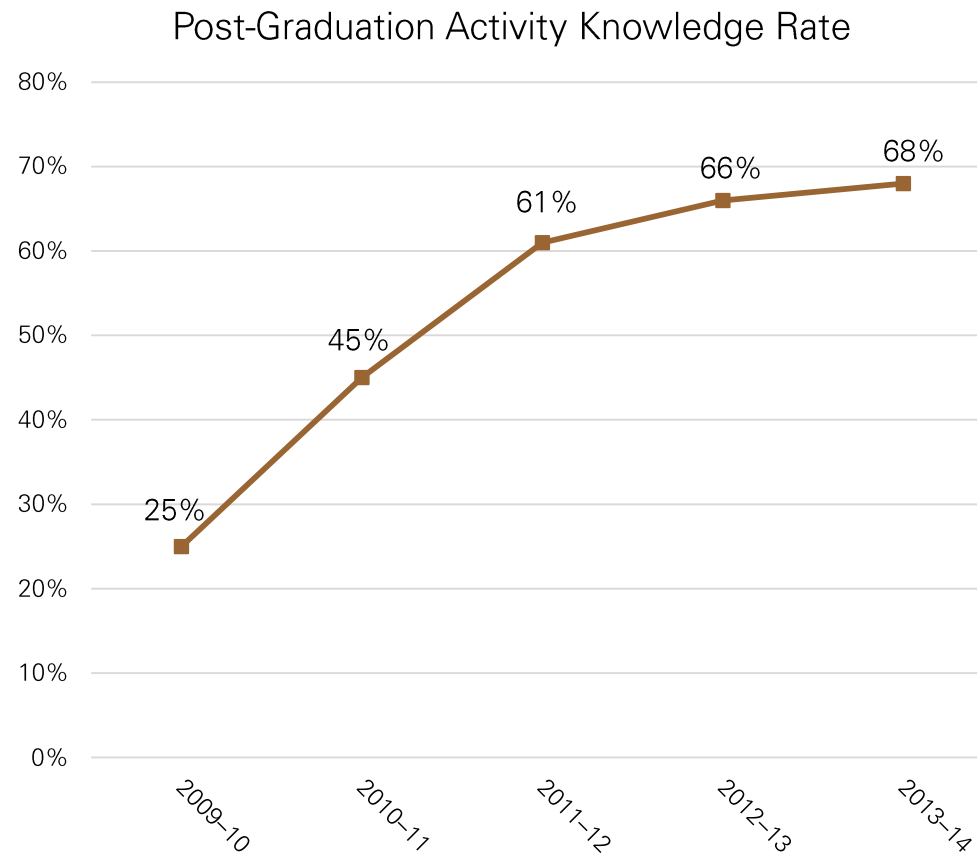
POST-GRADUATION ACTIVITY: FIVE-YEAR COMPARISON



*Not pictured: military service. Each year, between 0% and 1% of graduates reported military service as their primary post-graduation activity.

KNOWLEDGE RATES: FIVE-YEAR COMPARISON

The report knowledge rate is the percentage of graduates for which WMU has obtained reasonable and verifiable post-graduation activity data. Data was obtained through the Post-Graduation Activity Survey conducted online each year; starting in 2011–12 some additional data was obtained from public LinkedIn profiles or from the campus community.



Post-Graduation Activity Reports by College, Major and Program

18College of Arts and Sciences
80College of Aviation
87College of Education and Human Development
131College of Engineering and Applied Sciences
160College of Fine Arts
171Haworth College of Business
201College of Health and Human Services
220	Extended University Programs – University Studies

COLLEGE OF ARTS AND SCIENCES

Overview

- **1415** students earned degrees from the College of Arts and Sciences.
- Data was obtained for **68.3%** of graduates from the College of Arts and Sciences (967 graduates).

Post-Graduation Activity

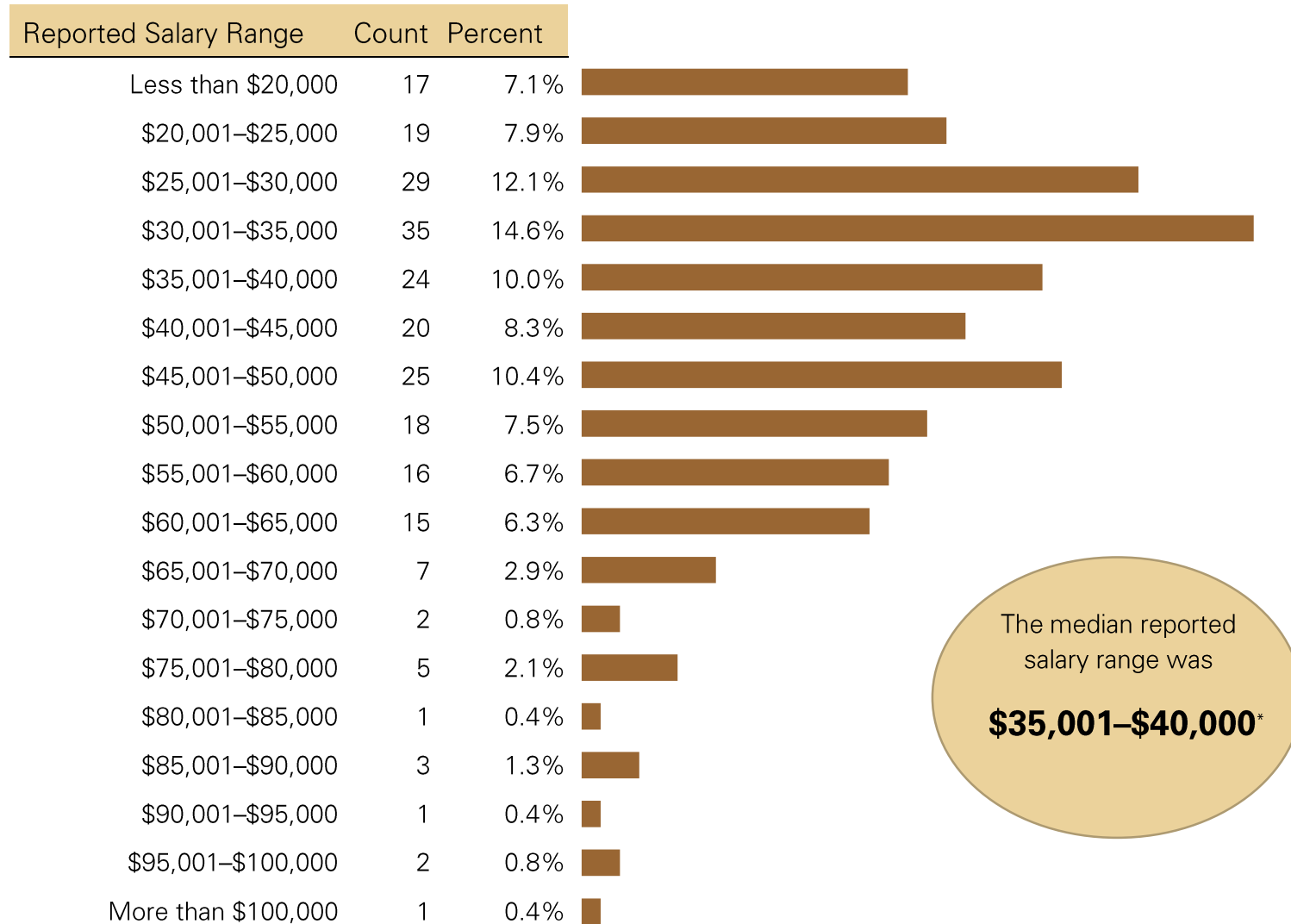
- **87.0%** of graduates were **actively engaged**.

	Percent	Count
Actively Engaged	87.0%	841
Employed full time*	50.1%	484
Continuing education	21.7%	210
Military service	1.3%	13
Employed part time, not seeking full time employment	1.3%	13
Employed part time and seeking full time employment	12.5%	121
Not Actively Engaged	13.0%	126
Volunteering	1.2%	12
Not immediately seeking employment	1.9%	18
Unemployed and seeking employment	9.9%	96

*Students who responded with the following primary activity categories were included in counts for *Employed full time*: "Employed full time or have accepted full-time employment" (430 graduates; 44.5% of total); "Post-graduation internship/fellowship" (43 graduates; 4.4% of total); and "Self-employed" (11 graduates; 1.1% of total).

Salaries (full-time employment)

Of the **484** College of Arts and Sciences graduates who reported full-time employment, **240** graduates (49.6%) provided salary information.



*Salary data is self-reported and is not fact-checked. Salary counts are provided for informational purposes only and are not intended to be used for comparisons or predictions.

Degree Types

Degree level	Total number of graduates	Post-graduation data was obtained for:	
		count	percent
Baccalaureate	1101	732	66.5%
Post-bacc certificate	8	4	50.0%
Masters	242	171	70.7%
Doctoral	68	63	92.6%

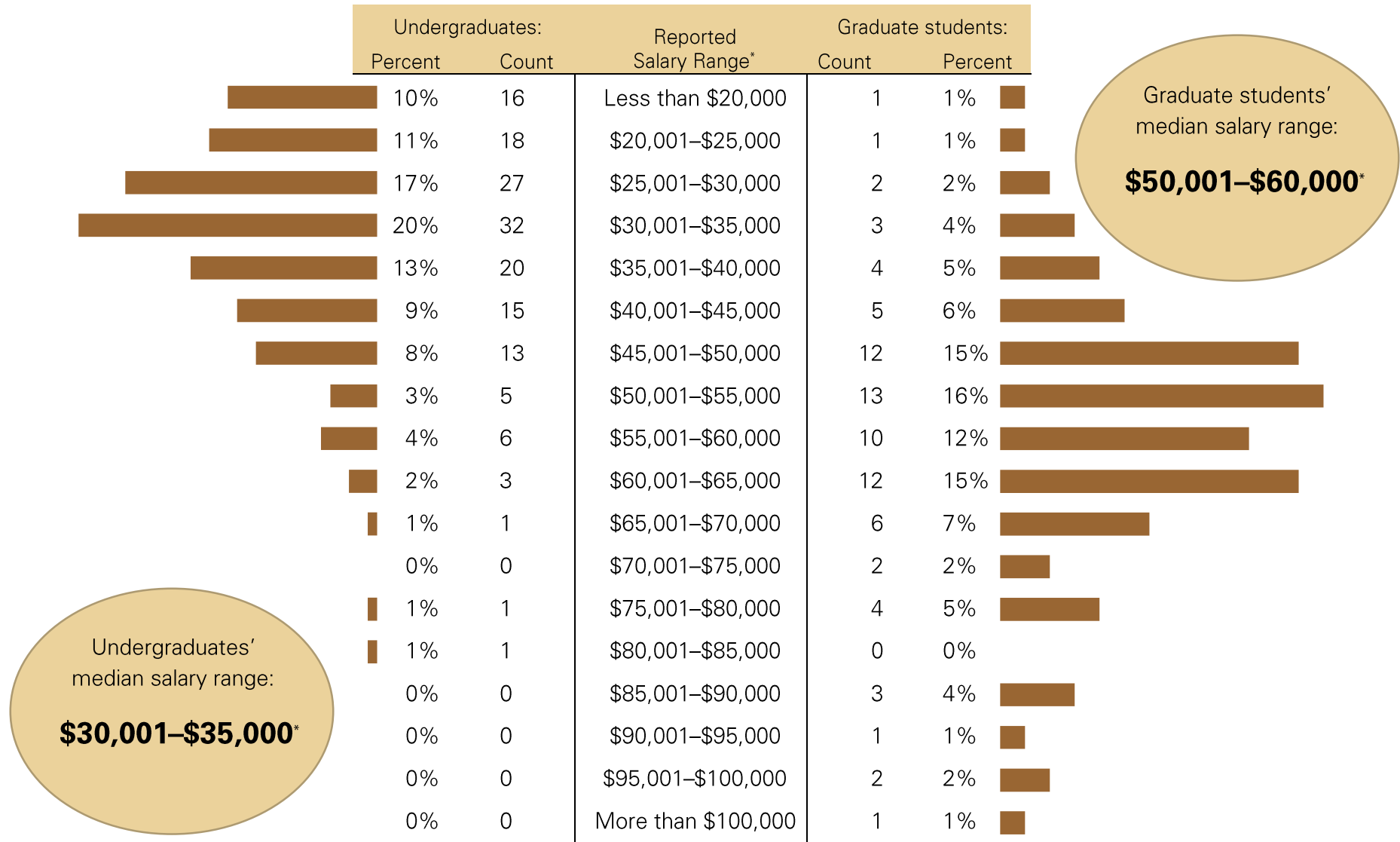
Post-Graduation Activity by Degree Type

- **85.5%** of undergraduates and **91.5%** of graduate students were **actively engaged**.

Undergraduates			Graduate students	
Count	Percent		Percent	Count
626	85.5%	Actively Engaged	91.5%	215
325	44.4%	Employed full time*	67.7%	159
169	23.1%	Continuing education	17.4%	41
13	1.8%	Military service	0.0%	0
9	1.2%	Employed part time, not seeking full time employment	1.7%	4
110	15.0%	Employed part time and seeking full time employment	4.7%	11
106	14.5%	Not Actively Engaged	8.5%	20
11	1.5%	Volunteering	0.4%	1
12	1.6%	Not immediately seeking employment	2.6%	6
83	11.3%	Unemployed and seeking employment	5.5%	13

*Students who responded with the following primary activity categories were included in counts for *Employed full time*: “Employed full time or have accepted full-time employment”; “Post-graduation internship/fellowship”; and “Self-employed”.

Salaries (full-time employment) by Degree Type



*Salary data is self-reported and is not fact-checked. Salary counts are provided for informational purposes only and are not intended to be used for comparisons or predictions.

Employment Information

Graduates who reported full-time employment were also asked to provide the location of their employment and to say to what extent their work was related to the degree they earned at WMU.

	Number of students reporting full-time employment	Location data was obtained for:		Reported location of employment (percent)		
		Count	Percent	In Michigan	Elsewhere in the US	Outside the United States
Whole College	484	390	81%	69%	26%	5%
Undergraduate	325	265	82%	74%	23%	4%
Graduate	159	125	79%	58%	34%	7%

	Number of students reporting full-time employment	Students who reported to what extent their job was related to their degree:		Percent of respondents who said their job was related:
		Count	Percent	
Whole College	484	268	55%	67%
Undergraduate	325	176	54%	59%
Graduate	159	92	58%	83%

Internship Completion

All graduates were asked whether they “participated in an experiential education activity” such as an internship or gained other work experience related to their field of study while enrolled at WMU.

	Total number of graduates	Students who responded to the internship question:		Respondents who reported completing an internship:	
		Count	Percent	Count	Percent
Whole College	1415	753	53%	479	64%
Undergraduate	1101	572	52%	367	64%
Graduate	314	181	58%	112	62%

ANTHROPOLOGY

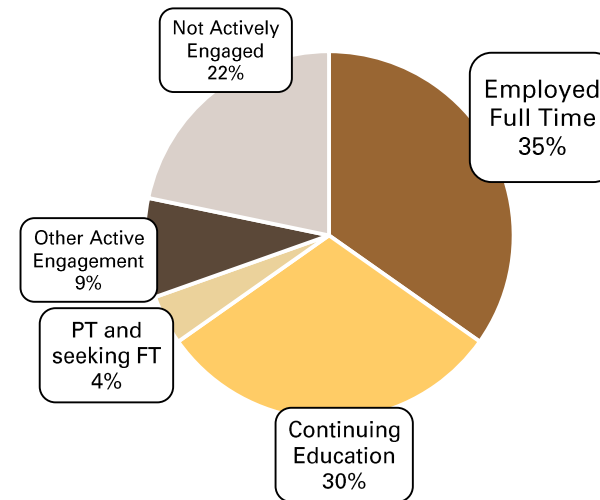
Overall

- **34** degrees were granted
- Data was obtained for **23** graduates (68%)

Of graduates for whom data was obtained:

- **78%** were actively engaged*
 - **35%** were employed full time
 - **30%** were continuing education
 - **4%** were employed part time and seeking FT
- **13%** were unemployed and seeking employment

39% (of 18 graduates who responded to the internship question) reported that they **completed an internship** or gained other work experience related to their field of study while enrolled at WMU.



Undergraduate

- **27** degrees were granted
- Data was obtained for **16** graduates (59%)

Of graduates for whom data was obtained:

- **69%** were actively engaged*
 - **13%** were employed full time
 - **38%** were continuing education
 - **6%** were employed part time and seeking FT
- **19%** were unemployed and seeking employment

Graduate

- **7** degrees were granted
- Data was obtained for **7** graduates (100%)

Of graduates for whom data was obtained:

- **100%** were actively engaged*
 - **86%** were employed full time
 - **14%** were continuing education

*"Active engagement" is defined as full-time employment (including self-employment and post-graduate internships/fellowships); part-time employment (including those who are seeking and those who are not seeking full-time employment); continuing education; or military service. Categories not included in active engagement are unemployed and seeking employment; not seeking employment; and volunteering.

Employment

Of the **8** Anthropology graduates who reported full-time employment:

2 graduates (25%) provided salary information.

WMU salary medians are not reported for groups of fewer than 5 graduates.

33% reported that their job was related to their degree
(of 3 graduates who answered this question)

33% reported that they were working in Michigan
(of 6 graduates who provided their employment location)

Sample Job Titles and Employers**

Adjunct Professor at Olivet College
Archaeology Lab Manager at James Madison's Montpelier
Associate Lecturer of ESL at University of Wisconsin Milwaukee

Executive Administrator at TentPole Technologies
Infantry at US Army
Sales Management Trainee at Enterprise Rent A Car

**Sample job titles and employer names may include responses to surveys conducted in 2012–13 and 2013–14.

BIOLOGY[†]

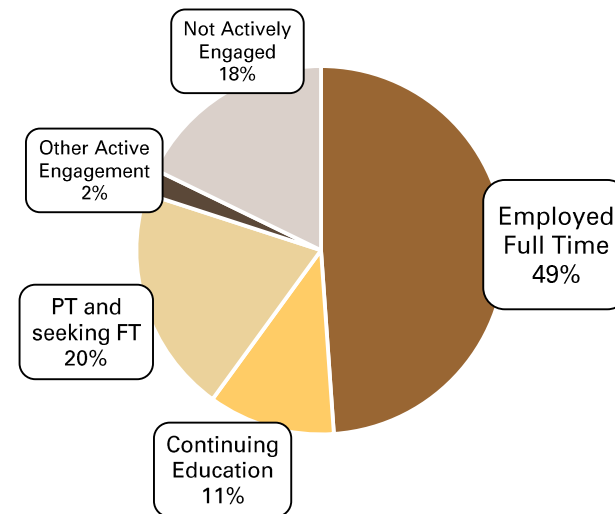
Overall

- **63** degrees were granted
- Data was obtained for **45** graduates (71 %)

Of graduates for whom data was obtained:

- **82%** were actively engaged*
 - **49%** were employed full time
 - **11%** were continuing education
 - **20%** were employed part time and seeking FT
- **13%** were unemployed and seeking employment

71% (of 34 graduates who responded to the internship question) reported that they **completed an internship** or gained other work experience related to their field of study while enrolled at WMU.



Undergraduate

- **48** degrees were granted
- Data was obtained for **35** graduates (73%)

Of graduates for whom data was obtained:

- **83%** were actively engaged*
 - **43%** were employed full time
 - **14%** were continuing education
 - **23%** were employed part time and seeking FT
- **14%** were unemployed and seeking employment

Graduate

- **15** degrees were granted
- Data was obtained for **10** graduates (67%)

Of graduates for whom data was obtained:

- **80%** were actively engaged*
 - **70%** were employed full time
 - **0%** were continuing education
 - **10%** were employed part time and seeking FT
- **10%** were unemployed and seeking employment

[†]Data includes graduates who earned degrees in Biological Sciences; Biology; and Biology: Secondary Education.

*"Active engagement" is defined as full-time employment (including self-employment and post-graduate internships/fellowships); part-time employment (including those who are seeking and those who are not seeking full-time employment); continuing education; or military service. Categories not included in active engagement are unemployed and seeking employment; not seeking employment; and volunteering.

Employment

Of the **22** Biology graduates who reported full-time employment:

9 graduates (41 %) provided salary information.

The median reported salary range was **\$30,001–\$35,000***

(NACE[†] reported national median salary, undergraduate level: \$40,000)

64% reported that their job was related to their degree
(of 11 graduates who answered this question)

82% reported that they were working in Michigan
(of 17 graduates who provided their employment location)

Sample Job Titles and Employers

Associate Lab Technician at NSF International
Educator at PESG
Environmental Science and Engineering Officer in US Military
Faculty at Western Michigan University
Farm Mechanic at Russell Costanza Farms
Forestry Technician at Department of the Interior
Laboratory Technician at Michigan State University
Lecturer at University of Michigan Dearborn

Production Activity Technician at Pfizer
QC Technician II at Kalsec
Quality Assurance Chemist at Aerotek/Pfizer
Research Associate at a pharmaceutical company
Research Associate at MPI Research
Scientist at a pharmaceutical company
Youth Coordinator at PETA

*Salary data is self-reported and is not fact-checked. Median salary ranges are provided for informational purposes only and are not intended to be used for comparisons or predictions.

†Data is from the September 2014 Salary Survey published by the National Association of Colleges and Employers. NACE surveys employers to collect salary information for bachelor's-level graduates who are working full time.

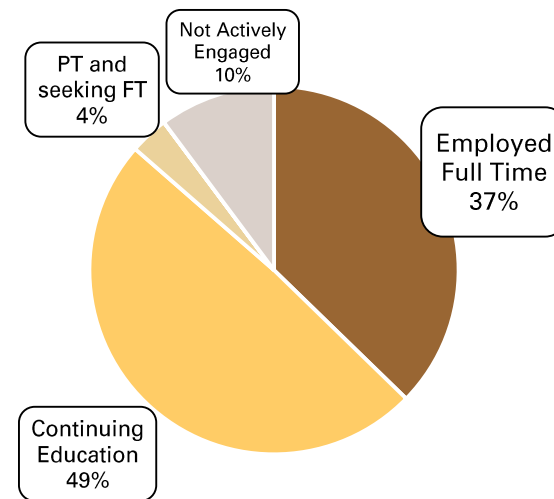
BIOMEDICAL SCIENCES

- **93** baccalaureate degrees were granted
- Data was obtained for **59** graduates (63%)

Of graduates for whom data was obtained:

- **90%** were actively engaged*
 - **37%** were employed full time
 - **49%** were continuing education
 - **4%** were employed part time and seeking FT
- **10%** were unemployed and seeking employment

51% (of 47 graduates who responded to the internship question) reported that they **completed an internship** or gained other work experience related to their field of study while enrolled at WMU.



* "Active engagement" is defined as full-time employment (including self-employment and post-graduate internships/fellowships); part-time employment (including those who are seeking and those who are not seeking full-time employment); continuing education; or military service. Categories not included in active engagement are unemployed and seeking employment; not seeking employment; and volunteering.

Employment

Of the **22** Biomedical Sciences graduates who reported full-time employment:

7 graduates (32%) provided salary information.

The median reported salary range was **\$20,000–\$25,000***

(NACE[†] reported national median salary: \$40,000)

40% reported that their job was related to their degree
(of 10 graduates who answered this question)

88% reported that they were working in Michigan
(of 17 graduates who provided their employment location)

Sample Job Titles and Employers

API Production at a pharmaceutical company
Emergency Room Nursing Technician at Spectrum Health
Greenhouse Assistant at Kalamazoo Specialty Plants
Home Health Aide at CDS
In-home Caregiver at Kalamazoo Community Mental Health
In-home Health Aid at New Friends Memory Care
Laboratory Technician at Intertek
Laboratory Technician at Yulex

Laser Welder at JCI of Battle Creek
Medical Interpreter at Languageline Solutions
Pharmaceutical Technician at Watkins Pharmacy & Surgical Supply
Physical Therapy Technician at Family Health Center
Research Associate at a pharmaceutical company
Research Technician at MPI Research
Scientist at Pfizer
Telemarketing Coordinator at Western Michigan University

*Salary data is self-reported and is not fact-checked. Median salary ranges are provided for informational purposes only and are not intended to be used for comparisons or predictions.

†Data is from the September 2014 Salary Survey published by the National Association of Colleges and Employers. NACE surveys employers to collect salary information for bachelor's-level graduates who are working full time.

CHEMISTRY[†]

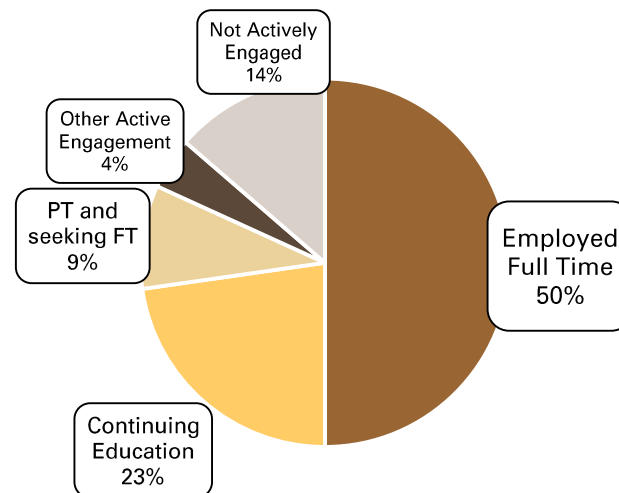
Overall

- **26** degrees were granted
- Data was obtained for **22** graduates (85%)

Of graduates for whom data was obtained:

- **86%** were actively engaged*
 - **50%** were employed full time
 - **23%** were continuing education
 - **9%** were employed part time and seeking FT
- **14%** were unemployed and seeking employment

87% (of 15 graduates who responded to the internship question) reported that they **completed an internship** or gained other work experience related to their field of study while enrolled at WMU.



Undergraduate

- **19** degrees were granted
- Data was obtained for **15** graduates (79%)

Of graduates for whom data was obtained:

- **87%** were actively engaged*
 - **40%** were employed full time
 - **27%** were continuing education
 - **13%** were employed part time and seeking FT
- **13%** were unemployed and seeking employment

Graduate

- **7** degrees were granted
- Data was obtained for **7** graduates (100%)

Of graduates for whom data was obtained:

- **86%** were actively engaged*
 - **71%** were employed full time
 - **14%** were continuing education
- **14%** were unemployed and seeking employment

[†]Data includes graduates who earned degrees in Chemistry and Chemistry: Secondary Education.

*"Active engagement" is defined as full-time employment (including self-employment and post-graduate internships/fellowships); part-time employment (including those who are seeking and those who are not seeking full-time employment); continuing education; or military service. Categories not included in active engagement are unemployed and seeking employment; not seeking employment; and volunteering.

Employment

Of the **11** Chemistry graduates who reported full-time employment:

4 graduates (36%) provided salary information.

WMU salary medians are not reported for groups of fewer than 5 graduates.

(NACE[†] reported national median salary, undergraduate level: \$43,900)

75% reported that their job was related to their degree
(of 4 graduates who answered this question)

43% reported that they were working in Michigan
(of 7 graduates who provided their employment location)

Sample Job Titles and Employers

2d Lt./Space Operations Officer at USAF
Associate Scientist at MPI Research
Chief Operating Officer at The Technology Pool
Laboratory Technician at Universal Laboratory Services

Peptide Chemist at Huntingdon Life Sciences
Research Associate at Pfizer
Research Scientist/Analytical Lead at Phycal
Scientist at a pharmaceutical company

[†]Data is from the September 2014 Salary Survey published by the National Association of Colleges and Employers. NACE surveys employers to collect salary information for bachelor's-level graduates who are working full time.

COMMUNICATION[†]

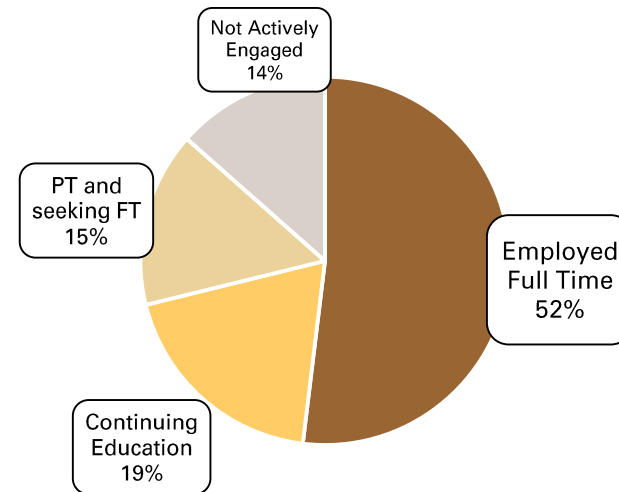
Overall

- **71** degrees were granted
- Data was obtained for **52** graduates (73%)

Of graduates for whom data was obtained:

- **86%** were actively engaged*
 - **52%** were employed full time
 - **19%** were continuing education
 - **15%** were employed part time and seeking FT
- **10%** were unemployed and seeking employment

55% (of 33 graduates who responded to the internship question) reported that they **completed an internship** or gained other work experience related to their field of study while enrolled at WMU.



Undergraduate

- **61** degrees were granted
- Data was obtained for **42** graduates (69%)

Of graduates for whom data was obtained:

- **83%** were actively engaged*
 - **55%** were employed full time
 - **12%** were continuing education
 - **17%** were employed part time and seeking FT
- **12%** were unemployed and seeking employment

Graduate

- **10** degrees were granted
- Data was obtained for **10** graduates (100%)

Of graduates for whom data was obtained:

- **100%** were actively engaged*
 - **40%** were employed full time
 - **50%** were continuing education
 - **10%** were employed part time and seeking FT

[†]Data includes graduates who earned degrees in Communication; Communication Studies; and Interpersonal Communication.

*"Active engagement" is defined as full-time employment (including self-employment and post-graduate internships/fellowships); part-time employment (including those who are seeking and those who are not seeking full-time employment); continuing education; or military service. Categories not included in active engagement are unemployed and seeking employment; not seeking employment; and volunteering.

Employment

Of the **27** Communication graduates who reported full-time employment:

10 graduates (37%) provided salary information.

The median reported salary range was **\$30,001–\$40,000***

(NACE[†] reported national median salary, undergraduate level: \$49,800)

42% reported that their job was related to their degree
(of 12 graduates who answered this question)

75% reported that they were working in Michigan
(of 20 graduates who provided their employment location)

Sample Job Titles and Employers

Account Executive at Command Transportation	Human Resources at Gallagher-Kaiser Corporation
Account Executive at Fox 28-WSJV	Manager at Chipotle
Account Executive at Total Quality Logistics	National Customer Service Manager at Healthcare
Administrative Assistant at KAMSC	Online Marketing Manager at TAW Global
Administrative Assistant at PM Environmental	Sales Associate at American Express
Admissions and Social Media Coordinator at WMU School of Medicine	Sales Consultant at Jonathan Stevens
Contact Center Agent at YMCA	Sales Representative at Heavy Equipment Sales
Corporate Human Resources at Meijer	Teacher at The Giving Tree School
Data Entry/Payroll/Communications Specialist at Coastal Concierge	Traffic Coordinator at Comcast Spotlight
Fulfillment Coordinator at Prizelogic	

*Salary data is self-reported and is not fact-checked. Median salary ranges are provided for informational purposes only and are not intended to be used for comparisons or predictions.

†Data is from the September 2014 Salary Survey published by the National Association of Colleges and Employers. NACE surveys employers to collect salary information for bachelor's-level graduates who are working full time.

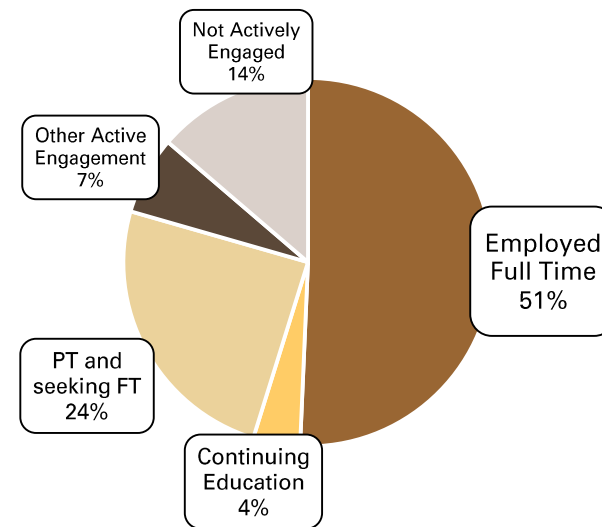
CRIMINAL JUSTICE

- **127** baccalaureate degrees were granted
- Data was obtained for **73** graduates (57%)

Of graduates for whom data was obtained:

- **86%** were actively engaged*
 - **51%** were employed full time
 - **4%** were continuing education
 - **24%** were employed part time and seeking FT
- **14%** were unemployed and seeking employment

53% (of 55 graduates who responded to the internship question) reported that they **completed an internship** or gained other work experience related to their field of study while enrolled at WMU.



* "Active engagement" is defined as full-time employment (including self-employment and post-graduate internships/fellowships); part-time employment (including those who are seeking and those who are not seeking full-time employment); continuing education; or military service. Categories not included in active engagement are unemployed and seeking employment; not seeking employment; and volunteering.

Employment

Of the **37** Criminal Justice graduates who reported full-time employment:

24 graduates (65%) provided salary information.
The median reported salary range was **\$35,001–\$40,000***
(NACE[†] reported national median salary: \$37,400)

68% reported that their job was related to their degree
(of 22 graduates who answered this question)

87% reported that they were working in Michigan
(of 31 graduates who provided their employment location)

Sample Job Titles and Employers

Assets Protection at Meijer
Assistant Golf Professional at Grand Traverse Resort and Spa
Bail Bondsman/Bounty Hunter in Training at Dog and Beth on the Hunt
Child Care Worker at Allegan Youth and Detention Center
Customer Service Manager at Thibault Enterprises
Customer Service Support at Summit Pointe
Deputy at a law enforcement agency
Engineering Recruiter at Aerotek
Home Distribution Manager at The Progressive Group
Human Service Worker at a human services organization
Infantry Lieutenant in the US Army
IT and Engineering Recruiter at EPITEC, Inc.
Laboratory Technician at Yulex
Lead Home Energy Advisor at Next Step Living
Loss Prevention Management at Macy's

Management Trainee at Enterprise Rent A Car
Manager at Vitamin Shoppe
Mortgage Banker at Quicken Loans
O1 Rank/ 2d Lieutenant in the US Military
Patrolman at Police
Police Officer at Cass County Sheriff's Office
Program Support Staff at Community Living Options
Public Safety Officer at Kalamazoo Public Safety
Range Safety Officer/Sales at Barracks 616
Resident Coordinator at KPEP
Security at DK Security
Service Specialist/Juvenile Caseworker at a human services org.
Sheriff's Deputy at Jackson County Office of the Sheriff
Shift Supervisor at Homelife Inc.
Treatment Coordinator at a social services organization
Youth Specialist at Kalamazoo County

*Salary data is self-reported and is not fact-checked. Median salary ranges are provided for informational purposes only and are not intended to be used for comparisons or predictions.

†Data is from the September 2014 Salary Survey published by the National Association of Colleges and Employers. NACE surveys employers to collect salary information for bachelor's-level graduates who are working full time.

ECONOMICS[†]

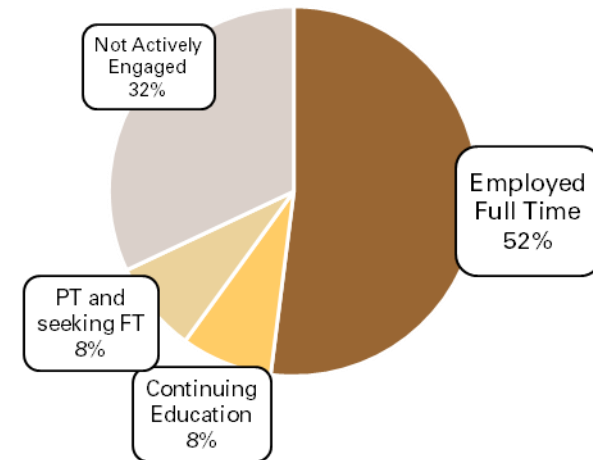
Overall

- **38** degrees were granted
- Data was obtained for **25** graduates (66%)

Of graduates for whom data was obtained:

- **68%** were actively engaged*
 - **52%** were employed full time
 - **8%** were continuing education
 - **8%** were employed part time and seeking FT
- **16%** were unemployed and seeking employment

31% (of 16 graduates who responded to the internship question) reported that they **completed an internship** or gained other work experience related to their field of study while enrolled at WMU.



Undergraduate

- **16** degrees were granted
- Data was obtained for **12** graduates (75%)

Of graduates for whom data was obtained:

- **75%** were actively engaged*
 - **58%** were employed full time
 - **17%** were employed part time and seeking FT
- **25%** were unemployed and seeking employment

Graduate

- **22** degrees were granted
- Data was obtained for **13** graduates (59%)

Of graduates for whom data was obtained:

- **62%** were actively engaged*
 - **46%** were employed full time
 - **15%** were continuing education
- **8%** were unemployed and seeking employment

[†]Data includes graduates who earned degrees in Economics and Economics: Business.

*"Active engagement" is defined as full-time employment (including self-employment and post-graduate internships/fellowships); part-time employment (including those who are seeking and those who are not seeking full-time employment); continuing education; or military service. Categories not included in active engagement are unemployed and seeking employment; not seeking employment; and volunteering.

Employment

Of the **13** Economics graduates who reported full-time employment:

6 graduates (46%) provided salary information.

The median reported salary range was **\$60,001–\$70,000***

(NACE[†] reported national median salary, undergraduate level: \$56,000)

71% reported that their job was related to their degree
(of 7 graduates who answered this question)

33% reported that they were working in Michigan
(of 9 graduates who provided their employment location)

Sample Job Titles and Employers

Account Executive at PLS Logistics Services
Assistant Professor of Economics at Maryville College
Associate Actuary at Swiss Reinsurance America
Computer Programmer in the Federal Government
Credit Loss Specialist at PNC

Pricing Analyst at US Signal
Sales Associate at a furniture sales company
Senior Technical Advisor at Apple
Small Business Manager at Pedal LC
Vice President of Operations at Bud & Elsie's

*Salary data is self-reported and is not fact-checked. Median salary ranges are provided for informational purposes only and are not intended to be used for comparisons or predictions.

†Data is from the September 2014 Salary Survey published by the National Association of Colleges and Employers. NACE surveys employers to collect salary information for bachelor's-level graduates who are working full time.

ENGLISH[†]

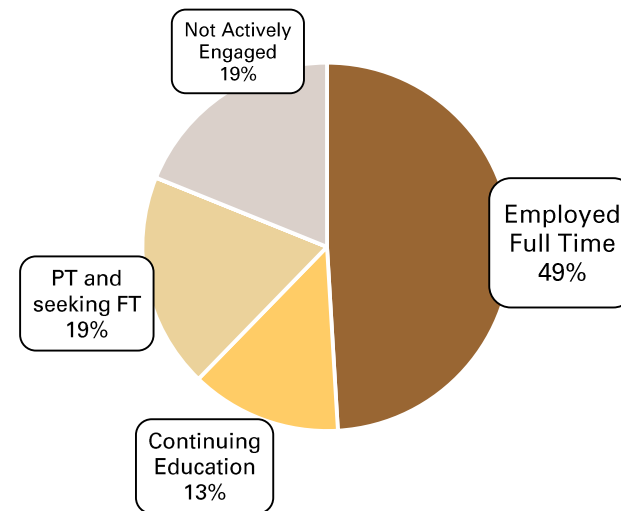
Overall

- **89** degrees were granted
- Data was obtained for **53** graduates (60%)

Of graduates for whom data was obtained:

- **81%** were actively engaged*
 - **49%** were employed full time
 - **13%** were continuing education
 - **19%** were employed part time and seeking FT
- **17%** were unemployed and seeking employment

70% (of 43 graduates who responded to the internship question) reported that they **completed an internship** or gained other work experience related to their field of study while enrolled at WMU.



Undergraduate

- **74** degrees were granted
- Data was obtained for **41** graduates (55%)

Of graduates for whom data was obtained:

- **76%** were actively engaged*
 - **44%** were employed full time
 - **12%** were continuing education
 - **20%** were employed part time and seeking FT
- **22%** were unemployed and seeking employment

Graduate

- **15** degrees were granted
- Data was obtained for **12** graduates (80%)

Of graduates for whom data was obtained:

- **100%** were actively engaged*
 - **67%** were employed full time
 - **17%** were continuing education
 - **17%** were employed part time and seeking FT

[†]Data includes graduates who earned degrees in English and English: Secondary Education.

*"Active engagement" is defined as full-time employment (including self-employment and post-graduate internships/fellowships); part-time employment (including those who are seeking and those who are not seeking full-time employment); continuing education; or military service. Categories not included in active engagement are unemployed and seeking employment; not seeking employment; and volunteering.

Employment

Of the **26** English graduates who reported full-time employment:

13 graduates (50%) provided salary information.

The median reported salary range was **\$35,001–\$40,000***

(NACE[†] reported national median salary, undergraduate level: \$38,300)

80% reported that their job was related to their degree
(of 15 graduates who answered this question)

61% reported that they were working in Michigan
(of 23 graduates who provided their employment location)

Sample Job Titles and Employers

Adjunct Instructor at Western Michigan University	Legal Assistant at The Law Office of William J. Factor, Ltd.
Administrative Support Specialist at Pine Lake Fund	Librarian at University of Notre Dame
Assistant Manager at Silver Beach Center/Shadowland	Medical Media and Public Affairs at US Department of Veterans Affairs
Assistant Manager/Server at EDR	Battle Creek Medical Center
Assistant Professor at Northwest Missouri State University	Membership Services and Administrative Assistant at Greater
Campus Coach, Seita Scholars Program at Western Michigan University	Kalamazoo Association of Realtors
Customer Service at a retail company	Professor of English at Chippewa Valley Technical College
Editorial Assistant at Publishing Company	Social Studies Teacher/Language Arts Teacher at O&M Hostos School
Educational Specialist at Let's Talk About It CMH	Teacher at a Paw Paw school
Employer Relations Associate at Western Michigan University	Teacher at Grand Haven Public Schools
English Language Arts Teacher at Gull Lake High School	Teacher at The Giving Tree School
Executive Assistant at RR Donnelley	WMU Dining Services Student Supervisor at WMU Dining Services

*Salary data is self-reported and is not fact-checked. Median salary ranges are provided for informational purposes only and are not intended to be used for comparisons or predictions.

†Data is from the September 2014 Salary Survey published by the National Association of Colleges and Employers. NACE surveys employers to collect salary information for bachelor's-level graduates who are working full time.

ENGLISH: CREATIVE WRITING

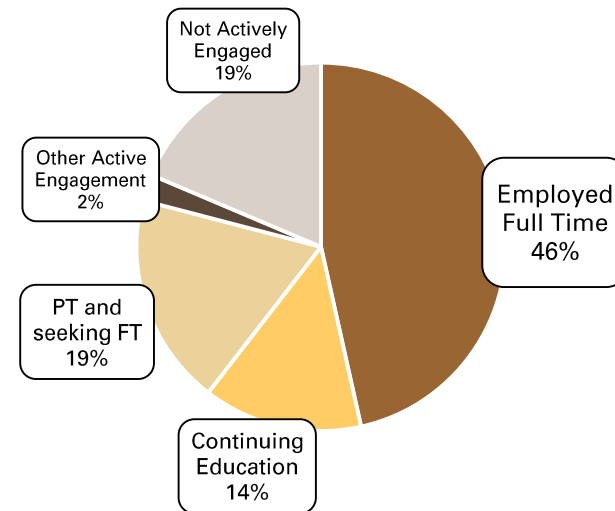
Overall

- **57** degrees were granted
- Data was obtained for **43** graduates (75%)

Of graduates for whom data was obtained:

- **81%** were actively engaged*
 - **46%** were employed full time
 - **14%** were continuing education
 - **19%** were employed part time and seeking FT
- **14%** were unemployed and seeking employment

44% (of 36 graduates who responded to the internship question) reported that they **completed an internship** or gained other work experience related to their field of study while enrolled at WMU.



Undergraduate

- **47** degrees were granted
- Data was obtained for **34** graduates (72%)

Of graduates for whom data was obtained:

- **79%** were actively engaged*
 - **44%** were employed full time
 - **15%** were continuing education
 - **21%** were employed part time and seeking FT
- **15%** were unemployed and seeking employment

Graduate

- **10** degrees were granted
- Data was obtained for **9** graduates (90%)

Of graduates for whom data was obtained:

- **89%** were actively engaged*
 - **56%** were employed full time
 - **11%** were continuing education
 - **11%** were employed part time and seeking FT
- **11%** were unemployed and seeking employment

*"Active engagement" is defined as full-time employment (including self-employment and post-graduate internships/fellowships); part-time employment (including those who are seeking and those who are not seeking full-time employment); continuing education; or military service. Categories not included in active engagement are unemployed and seeking employment; not seeking employment; and volunteering.

Employment

Of the **20** English: Creative Writing graduates who reported full-time employment:

7 graduates (35%) provided salary information.

The median reported salary range was **\$30,001–\$35,000***

(NACE[†] reported national median salary, undergraduate level: \$38,300)

36% reported that their job was related to their degree
(of 11 graduates who answered this question)

60% reported that they were working in Michigan
(of 15 graduates who provided their employment location)

Sample Job Titles and Employers

Agent at New York Life Insurance Company
Application Processor at Western Michigan University
Assistant Professor at a university
Assistant Professor at Kansas State University
Attraction Attendant at Disney World
English Teacher at Education First
Manager at Tech Company

Marketing Assistant at Jack's Wholesale Windows
Medical Receptionist at Michigan Spine and Brain Surgeons
Receptionist at Kalamazoo Institute of Arts
Reviewer at Foreword Reviews
Senior Editor at Autostraddle.com
Technical Writing and Creative Writing at ELC Pharmaceuticals
Video Editor at Rhino Media Productions

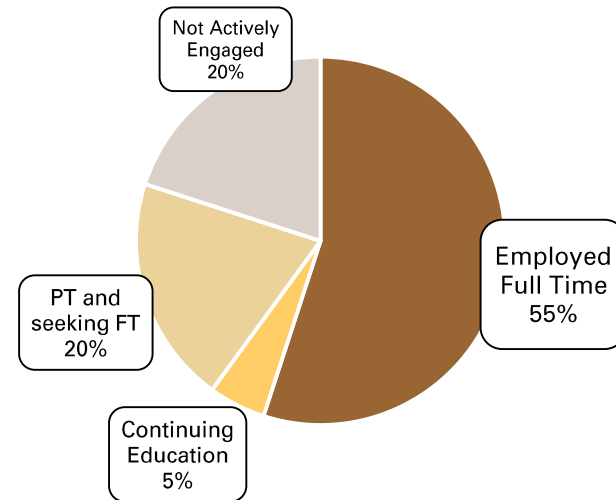
*Salary data is self-reported and is not fact-checked. Median salary ranges are provided for informational purposes only and are not intended to be used for comparisons or predictions.

†Data is from the September 2014 Salary Survey published by the National Association of Colleges and Employers. NACE surveys employers to collect salary information for bachelor's-level graduates who are working full time.

ENVIRONMENTAL STUDIES

- **25** baccalaureate degrees were granted
- Data was obtained for **20** graduates (80%)
 - Of graduates for whom data was obtained:
 - **80%** were actively engaged*
 - **55%** were employed full time
 - **5%** were continuing education
 - **20%** were employed part time and seeking FT
 - **15%** were unemployed and seeking employment

67% (of 15 graduates who responded to the internship question) reported that they **completed an internship** or gained other work experience related to their field of study while enrolled at WMU.



Employment

Of the **11** Environmental Studies graduates who reported full-time employment, **4** graduates (36%) provided salary information.

WMU salary medians are not reported for groups of fewer than 5 graduates.

50% reported that their job was related to their degree
(of 4 graduates who answered this question)

57% reported that they were working in Michigan
(of 7 graduates who provided their employment location)

Sample Job Titles and Employers

Administrative Assistant at PM Environmental
Lead Teller at Kellogg Community Credit Union
Service Coordinator at Kelly Services

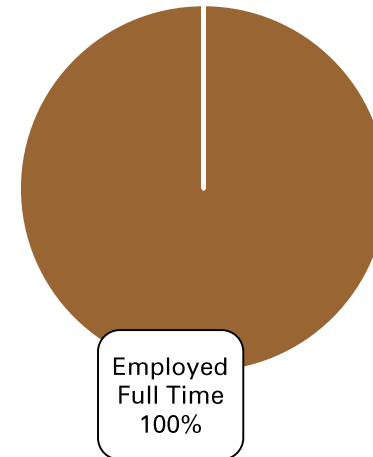
Production Activity Technician at Pfizer
Sales Transportation Representative at C.H. Robinson
Digital Project Manager

*"Active engagement" is defined as full-time employment (including self-employment and post-graduate internships/fellowships); part-time employment (including those who are seeking and those who are not seeking full-time employment); continuing education; or military service. Categories not included in active engagement are unemployed and seeking employment; not seeking employment; and volunteering.

EVALUATION

- **6** graduate degrees were granted
- Data was obtained for **6** graduates (100%)
 - Of graduates for whom data was obtained:
 - **100%** were actively engaged*
 - **100%** were employed full time

100% (of 4 graduates who responded to the internship question) reported that they **completed an internship** or gained other work experience related to their field of study while enrolled at WMU.



Employment

Of the **6** Evaluation graduates who reported full-time employment, **2** graduates (33%) provided salary information.

*WMU salary medians are not reported for groups of fewer than 5 graduates.**

100% reported that their job was related to their degree
(of 2 graduates who answered this question)

67% reported that they were working in Michigan
(of 3 graduates who provided their employment location)

Sample Job Titles and Employers**

Assistant Professor of Educational Research at University of West Georgia
Coordinator of Teaching and Learning Services at Kalamazoo Public Schools

Evaluation and Standards Center outside the U.S.
Math Consultant at KRESA

* "Active engagement" is defined as full-time employment (including self-employment and post-graduate internships/fellowships); part-time employment (including those who are seeking and those who are not seeking full-time employment); continuing education; or military service. Categories not included in active engagement are unemployed and seeking employment; not seeking employment; and volunteering.

**Sample job titles and employer names may include responses to surveys conducted in 2012–13 and 2013–14.

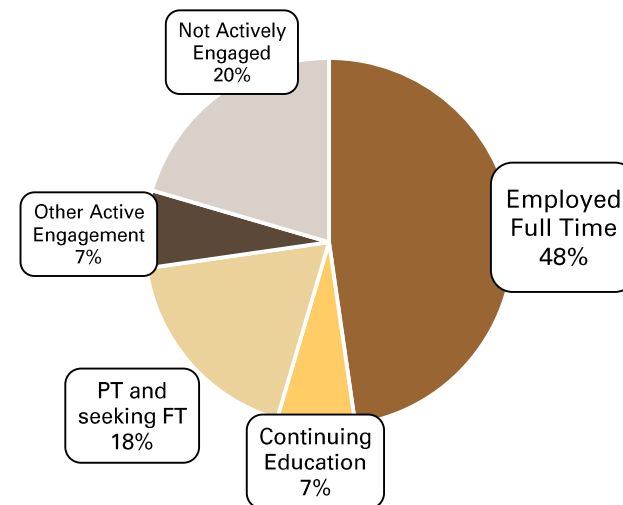
FILM, VIDEO, AND MEDIA STUDIES

- **62** baccalaureate degrees were granted
- Data was obtained for **44** graduates (71 %)

Of graduates for whom data was obtained:

- **80%** were actively engaged*
 - **48%** were employed full time
 - **7%** were continuing education
 - **18%** were employed part time and seeking FT
- **18%** were unemployed and seeking employment

73% (of 33 graduates who responded to the internship question) reported that they **completed an internship** or gained other work experience related to their field of study while enrolled at WMU.



* "Active engagement" is defined as full-time employment (including self-employment and post-graduate internships/fellowships); part-time employment (including those who are seeking and those who are not seeking full-time employment); continuing education; or military service. Categories not included in active engagement are unemployed and seeking employment; not seeking employment; and volunteering.

Employment

Of the **21** Film, Video, and Media Studies graduates who reported full-time employment:

10 graduates (48%) provided salary information.

The median reported salary range was **\$20,000–\$30,000***

82% reported that their job was related to their degree
(of 11 graduates who answered this question)

76% reported that they were working in Michigan
(of 17 graduates who provided their employment location)

Sample Job Titles and Employers

Assistant Manager at Hollister Co.
Associate Integrated Producer at Real Integrated
Associate News Producer at Fox 17
Attraction Attendant at Disney World
Board Operator at Clear Channel Communications
Chief Photographer at Rose City Motors
Client Services at Beast Productions
Film Consultant

Master Control Operator at Sinclair Broadcast Group: WWMT-TV
Media Editor at THE8990.COM
Medical Media and Public Affairs at US Department of Veterans Affairs
Battle Creek Medical Center
Merchandise Associate at Meijer
Motion Graphics Editor at CrossFit Media Headquarters
On Air Announcer at WLEN Radio
Production Crew at Syfy Network
Video Editor at Rhino Media Productions

*Salary data is self-reported and is not fact-checked. Median salary ranges are provided for informational purposes only and are not intended to be used for comparisons or predictions.

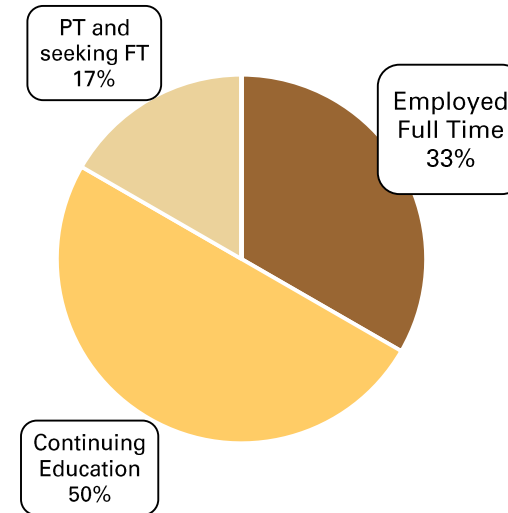
GENDER AND WOMEN'S STUDIES

- **8** baccalaureate degrees were granted
- Data was obtained for **6** graduates (75%)

Of graduates for whom data was obtained:

- **100%** were actively engaged*
 - **33%** were employed full time
 - **50%** were continuing education
 - **17%** were employed part time and seeking FT

60% (of 5 graduates who responded to the internship question) reported that they **completed an internship** or gained other work experience related to their field of study while enrolled at WMU.



Employment

Of the **2** Gender and Women's Studies graduates who reported full-time employment, **1** graduate (50%) provided salary information.

100% reported that their job was related to their degree
(of 1 graduate who answered this question)

0% reported that they were working in Michigan
(of 1 graduate who provided their employment location)

Sample Job Title and Employer

Regulatory Affairs Assistant at University of Colorado

*"Active engagement" is defined as full-time employment (including self-employment and post-graduate internships/fellowships); part-time employment (including those who are seeking and those who are not seeking full-time employment); continuing education; or military service. Categories not included in active engagement are unemployed and seeking employment; not seeking employment; and volunteering.

GEOGRAPHY[†]

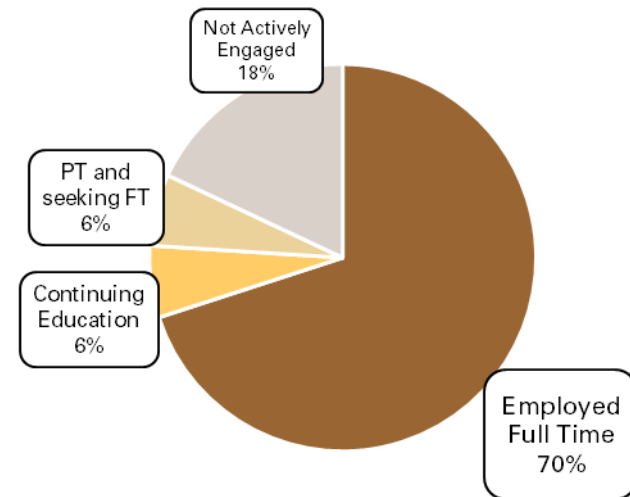
Overall

- **45** degrees were granted
- Data was obtained for **33** graduates (73%)

Of graduates for whom data was obtained:

- **82%** were actively engaged*
 - **70%** were employed full time
 - **6%** were continuing education
 - **6%** were employed part time and seeking FT
- **18%** were unemployed and seeking employment

65% (of 26 graduates who responded to the internship question) reported that they **completed an internship** or gained other work experience related to their field of study while enrolled at WMU.



Undergraduate

- **37** degrees were granted
- Data was obtained for **27** graduates (73%)

Of graduates for whom data was obtained:

- **81%** were actively engaged*
 - **70%** were employed full time
 - **4%** were continuing education
 - **7%** were employed part time and seeking FT
- **19%** were unemployed and seeking employment

Graduate

- **8** degrees were granted
- Data was obtained for **6** graduates (75%)

Of graduates for whom data was obtained:

- **83%** were actively engaged*
 - **67%** were employed full time
 - **17%** were continuing education
- **17%** were unemployed and seeking employment

[†]Data includes graduates who earned degrees in Geography and Geography: Secondary Education.

*"Active engagement" is defined as full-time employment (including self-employment and post-graduate internships/fellowships); part-time employment (including those who are seeking and those who are not seeking full-time employment); continuing education; or military service. Categories not included in active engagement are unemployed and seeking employment; not seeking employment; and volunteering.

Employment

Of the **23** Geography graduates who reported full-time employment:

10 graduates (43%) provided salary information.

The median reported salary range was **\$30,001–\$40,000***

67% reported that their job was related to their degree
(of 12 graduates who answered this question)

60% reported that they were working in Michigan
(of 15 graduates who provided their employment location)

Sample Job Titles and Employers

Environmental Analyst at Consulting
Environmental Specialist at CB&I
Farm Manager Agriculture at Hop Head Farms
GIS Field Technician at Davey Resource Group
Guest Service Agent at Cedar Fair
IOC Analyst at Secure-24
Law Enforcement at State of Arizona
Leisure Travel Agent at Passageways Travel

Park Ranger at Department of Natural Resources
Property Loss Estimator at Property Loss Services
Retail Supervisor at Sonesta
Sales at American Express
Service Coordinator at Kelly Services
State Worker at State of Michigan Department of Natural Resources
Stewardship Crew Leader at Southwest Michigan Land Conservancy

*Salary data is self-reported and is not fact-checked. Median salary ranges are provided for informational purposes only and are not intended to be used for comparisons or predictions.

GEOSCIENCES[†]

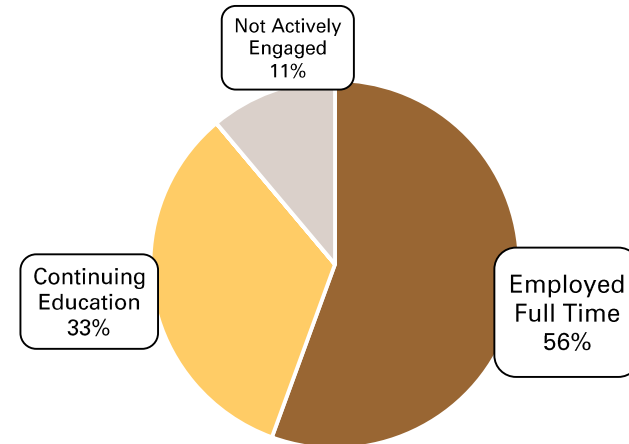
Overall

- **26** degrees were granted
- Data was obtained for **9** graduates (35%)

Of graduates for whom data was obtained:

- **89%** were actively engaged*
 - **56%** were employed full time
 - **33%** were continuing education
- **11%** were unemployed and seeking employment

57% (of 7 graduates who responded to the internship question) reported that they **completed an internship** or gained other work experience related to their field of study while enrolled at WMU.



Undergraduate

- **18** degrees were granted
- Data was obtained for **4** graduates (22%)

Of graduates for whom data was obtained:

- **75%** were actively engaged*
 - **50%** were employed full time
 - **25%** were continuing education
- **25%** were unemployed and seeking employment

Graduate

- **8** degrees were granted
- Data was obtained for **5** graduates (63%)

Of graduates for whom data was obtained:

- **100%** were actively engaged*
 - **60%** were employed full time
 - **40%** were continuing education

[†]Data includes graduates who earned degrees in Earth Science; Earth Science: Secondary Education; Geology; and Geosciences.

*"Active engagement" is defined as full-time employment (including self-employment and post-graduate internships/fellowships); part-time employment (including those who are seeking and those who are not seeking full-time employment); continuing education; or military service. Categories not included in active engagement are unemployed and seeking employment; not seeking employment; and volunteering.

Employment

Of the **5** Geosciences graduates who reported full-time employment:

2 graduates (40%) provided salary information.

WMU salary medians are not reported for groups of fewer than 5 graduates.

100% reported that their job was related to their degree
(of 3 graduates who answered this question)

75% reported that they were working in Michigan
(of 4 graduates who provided their employment location)

Sample Job Titles and Employers**

Environmental Compliance Manager at Kent county DPW
Geologist at EOG Resources
Geologist at Occidental Oil and Gas
Geologist at Riverside Operating Co., LLC

Hydrogeologist at Environmental Consulting
Logging Geologist at Horizon Well Logging, LLC
Quality Engineer at Estrella Engineering

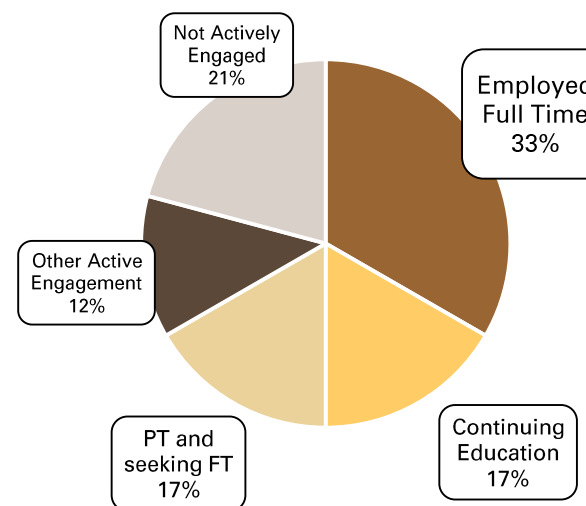
**Sample job titles and employer names may include responses to surveys conducted in 2012–13 and 2013–14.

GLOBAL AND INTERNATIONAL STUDIES

- **34** baccalaureate degrees were granted
- Data was obtained for **24** graduates (71 %)

Of graduates for whom data was obtained:

- **79%** were actively engaged*
 - **33%** were employed full time
 - **17%** were continuing education
 - **17%** were employed part time and seeking FT
- **17%** were unemployed and seeking employment



50% (of 18 graduates who responded to the internship question) reported that they **completed an internship** or gained other work experience related to their field of study while enrolled at WMU.

Employment

Of the **8** Global and International Studies graduates who reported full-time employment, **5** graduates (62%) provided salary information.

The median reported salary range was **\$35,001–\$40,000****

50% reported that their job was related to their degree
(of 4 graduates who answered this question)

60% reported that they were working in Michigan
(of 5 graduates who provided their employment location)

Sample Job Titles and Employers

2d Lt/Pilot at USAF
Assistant for the Development Consultant at IDCJ
Assistant Manager at Circle K Convenience Stores

Manager at Comic and Games Shop
Sales Associate at Follett Higher Education Group
Second Lieutenant in the US Military

*"Active engagement" is defined as full-time employment (including self-employment and post-graduate internships/fellowships); part-time employment (including those who are seeking and those who are not seeking full-time employment); continuing education; or military service. Categories not included in active engagement are unemployed and seeking employment; not seeking employment; and volunteering.

**Salary data is self-reported and is not fact-checked. Median salary ranges are provided for informational purposes only and are not intended to be used for comparisons or predictions.

HISTORY[†]

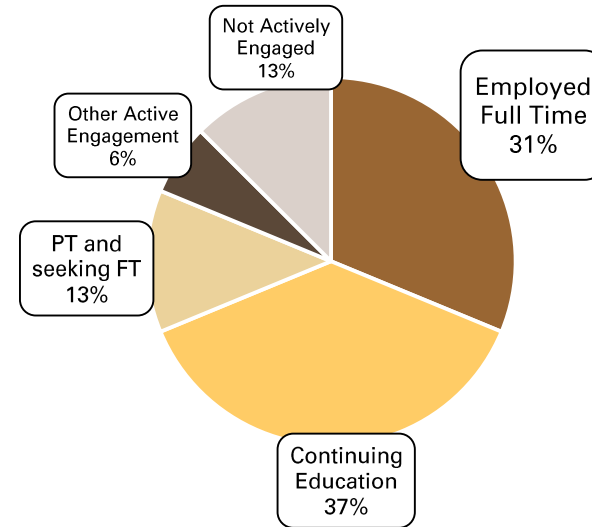
Overall

- **53** degrees were granted
- Data was obtained for **32** graduates (60%)

Of graduates for whom data was obtained:

- **87%** were actively engaged*
 - **31%** were employed full time
 - **37%** were continuing education
 - **13%** were employed part time and seeking FT
- **6%** were unemployed and seeking employment

79% (of 28 graduates who responded to the internship question) reported that they **completed an internship** or gained other work experience related to their field of study while enrolled at WMU.



Undergraduate

- **43** degrees were granted
- Data was obtained for **27** graduates (63%)

Of graduates for whom data was obtained:

- **85%** were actively engaged*
 - **33%** were employed full time
 - **33%** were continuing education
 - **11%** were employed part time and seeking FT
- **7%** were unemployed and seeking employment

Graduate

- **10** degrees were granted
- Data was obtained for **5** graduates (50%)

Of graduates for whom data was obtained:

- **100%** were actively engaged*
 - **20%** were employed full time
 - **60%** were continuing education
 - **20%** were employed part time and seeking FT

[†]Data includes graduates who earned degrees in History; History: Secondary Education, and Ethnohistory.

*"Active engagement" is defined as full-time employment (including self-employment and post-graduate internships/fellowships); part-time employment (including those who are seeking and those who are not seeking full-time employment); continuing education; or military service. Categories not included in active engagement are unemployed and seeking employment; not seeking employment; and volunteering.

Employment

Of the **10** History graduates who reported full-time employment:

6 graduates (60%) provided salary information.

The median reported salary range was **\$25,001–\$35,000***

(NACE[†] reported national median salary, undergraduate level: \$37,900)

29% reported that their job was related to their degree
(of 7 graduates who answered this question)

100% reported that they were working in Michigan
(of 9 graduates who provided their employment location)

Sample Job Titles and Employers

Archives Technician at WMU Archives
CNC Machinist at Bowers Manufacturing
Coordinator/Room Scheduling at Western Michigan University
Curator at The Heritage Museum and Cultural Center

General Merchandise Manager at D&W Food Centers
Library Technician at a pharmaceutical company
Social Media Coordinator at Gilmore Car Museum

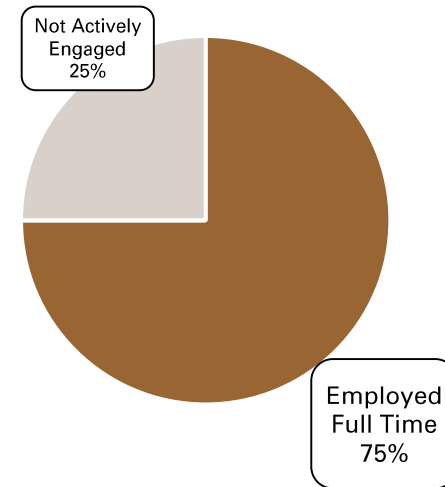
*Salary data is self-reported and is not fact-checked. Median salary ranges are provided for informational purposes only and are not intended to be used for comparisons or predictions.

†Data is from the September 2014 Salary Survey published by the National Association of Colleges and Employers. NACE surveys employers to collect salary information for bachelor's-level graduates who are working full time.

INTERNATIONAL DEVELOPMENT ADMINISTRATION

- **11** graduate degrees were granted
- Data was obtained for **8** graduates (73%)
 - Of graduates for whom data was obtained:
 - **75%** were actively engaged*
 - **75%** were employed full time
 - **25%** were unemployed and seeking employment

67% (of 6 graduates who responded to the internship question) reported that they **completed an internship** or gained other work experience related to their field of study while enrolled at WMU.



Employment

Of the **6** International Development Administration graduates who reported full-time employment:

2 graduates (33%) provided salary information.

WMU salary medians are not reported for groups of fewer than 5 graduates.

100% reported that their job was related to their degree
(of 4 graduates who answered this question)

40% reported that they were working in Michigan
(of 5 graduates who provided their employment location)

Sample Job Titles and Employers

Development Specialist at NGO
International Development at Multinational Banks
Planning/Programming at NGO/Development

Research and Grant Coordinator at Meaningful World
Research Manager at Afghan Ministry of Rural Rehabilitation and Development
Supply Chain Planner at HARMAN International

*"Active engagement" is defined as full-time employment (including self-employment and post-graduate internships/fellowships); part-time employment (including those who are seeking and those who are not seeking full-time employment); continuing education; or military service. Categories not included in active engagement are unemployed and seeking employment; not seeking employment; and volunteering.

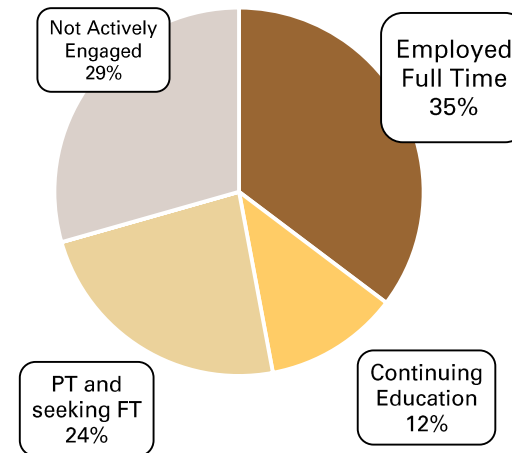
JOURNALISM

- **22** baccalaureate degrees were granted
- Data was obtained for **17** graduates (77%)

Of graduates for whom data was obtained:

- **71%** were actively engaged*
 - **35%** were employed full time
 - **12%** were continuing education
 - **24%** were employed part time and seeking FT
- **24%** were unemployed and seeking employment

100% (of 10 graduates who responded to the internship question) reported that they **completed an internship** or gained other work experience related to their field of study while enrolled at WMU.



Employment

Of the **6** Journalism graduates who reported full-time employment, **1** graduate (17%) provided salary information.

100% reported that their job was related to their degree
(of 1 graduate who answered this question)

80% reported that they were working in Michigan
(of 5 graduates who provided their employment location)

Sample Job Titles and Employers

AmeriCorps VISTA at MI GEAR UP-Western Michigan University
Newspaper Page Designer at Herald-Palladium
Photo Desk Assistant at New York Post

Reporter at MLive Media Group
Teacher at Branch Gymnastics

* "Active engagement" is defined as full-time employment (including self-employment and post-graduate internships/fellowships); part-time employment (including those who are seeking and those who are not seeking full-time employment); continuing education; or military service. Categories not included in active engagement are unemployed and seeking employment; not seeking employment; and volunteering.

MATHEMATICS[†]

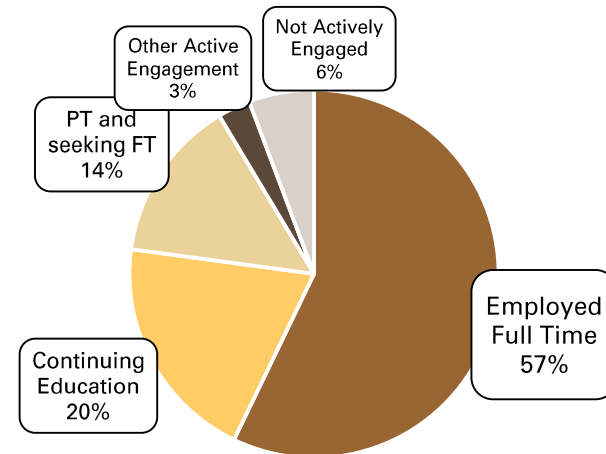
Overall

- **41** degrees were granted
- Data was obtained for **35** graduates (85%)

Of graduates for whom data was obtained:

- **94%** were actively engaged*
 - **57%** were employed full time
 - **20%** were continuing education
 - **14%** were employed part time and seeking FT
- **6%** were unemployed and seeking employment

68% (of 31 graduates who responded to the internship question) reported that they **completed an internship** or gained other work experience related to their field of study while enrolled at WMU.



Undergraduate

- **26** degrees were granted
- Data was obtained for **23** graduates (88%)

Of graduates for whom data was obtained:

- **96%** were actively engaged*
 - **43%** were employed full time
 - **30%** were continuing education
 - **17%** were employed part time and seeking FT
- **4%** were unemployed and seeking employment

Graduate

- **15** degrees were granted
- Data was obtained for **12** graduates (80%)

Of graduates for whom data was obtained:

- **92%** were actively engaged*
 - **83%** were employed full time
 - **8%** were employed part time and seeking FT
- **8%** were unemployed and seeking employment

[†]Data includes graduates who earned degrees in Mathematics; Mathematics Education; and Mathematics: Secondary Education

*"Active engagement" is defined as full-time employment (including self-employment and post-graduate internships/fellowships); part-time employment (including those who are seeking and those who are not seeking full-time employment); continuing education; or military service. Categories not included in active engagement are unemployed and seeking employment; not seeking employment; and volunteering.

Employment

Of the **20** Mathematics graduates who reported full-time employment:

15 graduates (75%) provided salary information.

The median reported salary range was **\$45,001–\$50,000***

(NACE[†] reported national median salary, undergraduate level: \$48,600)

87% reported that their job was related to their degree
(of 15 graduates who answered this question)

50% reported that they were working in Michigan
(of 18 graduates who provided their employment location)

Sample Job Titles and Employers

Assistant Manager at F.Y.E.
Assistant Professor at University of Alaska Anchorage
Assistant Professor at University of New Haven
Associate Data Scientist at Calabrio
Computer Programmer
Engineer at Summit Polymers
High School Algebra Teacher at Ridgeview High School

Long-Term Substitute Teacher at Utica Community Schools
Management at Facility Services
Middle School Math Teacher
Research Associate at Michigan State University
Software Developer at ICS, Inc.
Spanish Teacher
Teacher at Kalamazoo Public Schools
Visiting Scholar at Community College

*Salary data is self-reported and is not fact-checked. Median salary ranges are provided for informational purposes only and are not intended to be used for comparisons or predictions.

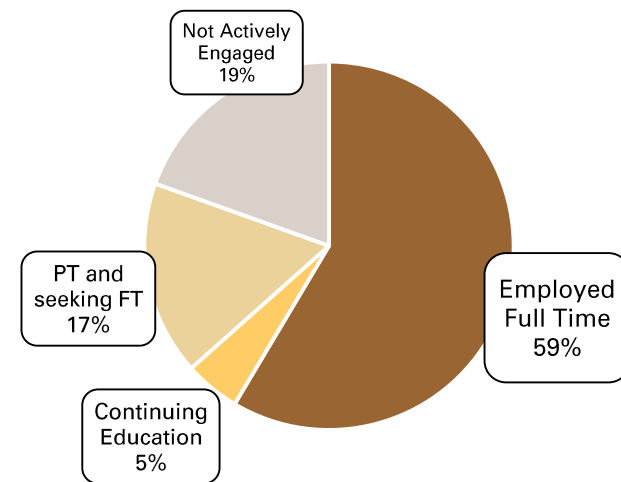
†Data is from the September 2014 Salary Survey published by the National Association of Colleges and Employers. NACE surveys employers to collect salary information for bachelor’s-level graduates who are working full time.

ORGANIZATIONAL COMMUNICATION

- **49** baccalaureate degrees were granted
- Data was obtained for **41** graduates (84%)

Of graduates for whom data was obtained:

- **81%** were actively engaged*
 - **59%** were employed full time
 - **5%** were continuing education
 - **17%** were employed part time and seeking FT
- **12%** were unemployed and seeking employment



65% (of 31 graduates who responded to the internship question) reported that they **completed an internship** or gained other work experience related to their field of study while enrolled at WMU.

*"Active engagement" is defined as full-time employment (including self-employment and post-graduate internships/fellowships); part-time employment (including those who are seeking and those who are not seeking full-time employment); continuing education; or military service. Categories not included in active engagement are unemployed and seeking employment; not seeking employment; and volunteering.

Employment

Of the **24** Organizational Communication graduates who reported full-time employment:

12 graduates (50%) provided salary information.

The median reported salary range was **\$35,001–\$40,000***

(NACE[†] reported national median salary: \$49,800)

69% reported that their job was related to their degree
(of 13 graduates who answered this question)

65% reported that they were working in Michigan
(of 20 graduates who provided their employment location)

Sample Job Titles and Employers

Account Executive at MSDSonline
Community Outreach Coordinator
CSA at Huntington National Bank
CSR/New Accounts at J&B Medical Supply
Customer Service Specialist at Employment Group
Customer Support Associate at Aerotek
Disability Examiner at State of Michigan
Fleet Manager for Logistics Business at Universal Trucking Service
Higher Education Account Representative at CORT
Management at Jewel-Osco

Manager Trainee at Enterprise Rent A Car
Marketing Representative at Comcast
Marketing/Administrative Assistant at South Haven Center for the Arts
Metrology Coordinator at KIK Custom Products
Outside Sales at OMG Inc.
Recruiter at Aerotek
Regulatory Affairs Assistant at University of Colorado
Research Specialist at Starcom MediaVest Group
Sales at Kendall Electric
Special Events Assistant at Ford Global Action Team

*Salary data is self-reported and is not fact-checked. Median salary ranges are provided for informational purposes only and are not intended to be used for comparisons or predictions.

†Data is from the September 2014 Salary Survey published by the National Association of Colleges and Employers. NACE surveys employers to collect salary information for bachelor's-level graduates who are working full time.

PHILOSOPHY

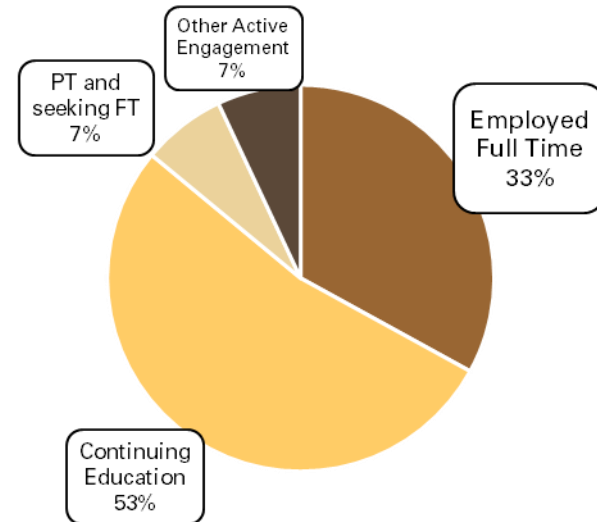
Overall

- **24** degrees were granted
- Data was obtained for **15** graduates (63%)

Of graduates for whom data was obtained:

- **100%** were actively engaged*
 - **33%** were employed full time
 - **53%** were continuing education
 - **7%** were employed part time and seeking FT

55% (of 11 graduates who responded to the internship question) reported that they **completed an internship** or gained other work experience related to their field of study while enrolled at WMU.



Undergraduate

- **13** degrees were granted
- Data was obtained for **10** graduates (77%)

Of graduates for whom data was obtained:

- **100%** were actively engaged*
 - **40%** were employed full time
 - **60%** were continuing education

Graduate

- **11** degrees were granted
- Data was obtained for **5** graduates (45%)

Of graduates for whom data was obtained:

- **100%** were actively engaged*
 - **20%** were employed full time
 - **40%** were continuing education
 - **20%** were employed part time and seeking FT

* "Active engagement" is defined as full-time employment (including self-employment and post-graduate internships/fellowships); part-time employment (including those who are seeking and those who are not seeking full-time employment); continuing education; or military service. Categories not included in active engagement are unemployed and seeking employment; not seeking employment; and volunteering.

Employment

Of the **5** Philosophy graduates who reported full-time employment, **0** graduates (0%) provided salary information.

0% reported that their job was related to their degree
(of 2 graduates who answered this question)

60% reported that they were working in Michigan
(of 5 graduates who provided their employment location)

Sample Job Titles and Employers**

Deputy Supervisor at Alamo Township
Head of Quality Control and Process Engineer at Metric Tool
Medical Receptionist at Michigan Spine and Brain Surgeons

Native English Tutor at American English Workshop
Tool Restorer at J. Willard Heritage Tools

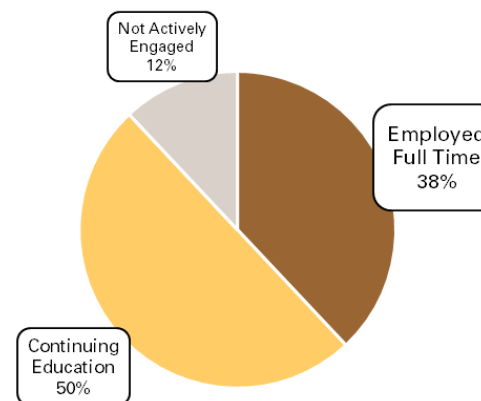
**Sample job titles and employer names may include responses to surveys conducted in 2012–13 and 2013–14.

PHYSICS[†]

Overall

- **18** degrees were granted
- Data was obtained for **8** graduates (44%)
 - Of graduates for whom data was obtained:
 - **88%** were actively engaged*
 - **38%** were employed full time
 - **50%** were continuing education
 - **0%** were unemployed and seeking employment

67% (of 6 graduates who responded to the internship question) reported that they **completed an internship** or gained other work experience related to their field of study while enrolled at WMU.



Undergraduate

- **8** degrees were granted
- Data was obtained for **3** graduates (38%)
 - Of graduates for whom data was obtained:
 - **100%** were actively engaged*
 - **33%** were employed full time
 - **67%** were continuing education

Graduate

- **10** degrees were granted
- Data was obtained for **5** graduates (50%)
 - Of graduates for whom data was obtained:
 - **80%** were actively engaged*
 - **40%** were employed full time
 - **40%** were continuing education

Employment

Of the **3** Physics graduates who reported full-time employment, **1** graduate (33%) provided salary information.

100% reported that their job was related to their degree
(of 1 graduate who answered this question)

50% reported that they were working in Michigan
(of 2 graduates who provided their employment location)

Sample Job Titles and Employers

Physics Teacher at Kalamazoo Public Schools
Post-Doc Research Associate at Sandia National Labs

Post-Masters Research at Los Alamos National Laboratory
Substitute Teacher at Professional Education Services Group

[†]Data includes graduates who earned degrees in Physics and Physics: Secondary Education.

*"Active engagement" is defined as full-time employment (including self-employment and post-graduate internships/fellowships); part-time employment (including those who are seeking and those who are not seeking full-time employment); continuing education; or military service. Categories not included in active engagement are unemployed and seeking employment; not seeking employment; and volunteering.

POLITICAL SCIENCE

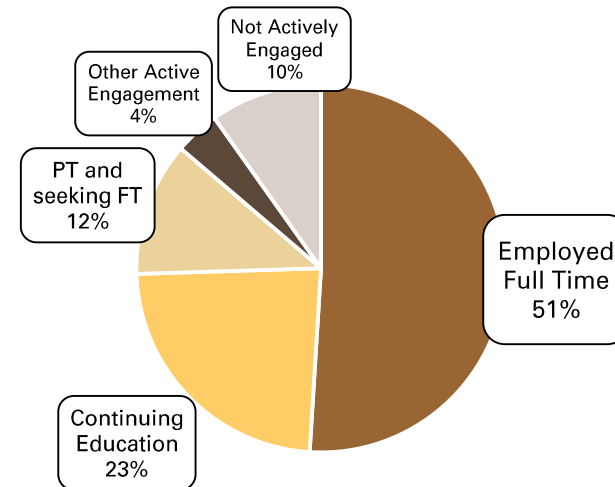
Overall

- **72** degrees were granted
- Data was obtained for **51** graduates (71 %)

Of graduates for whom data was obtained:

- **90%** were actively engaged*
 - **51%** were employed full time
 - **23%** were continuing education
 - **12%** were employed part time and seeking FT
- **8%** were unemployed and seeking employment

54% (of 39 graduates who responded to the internship question) reported that they **completed an internship** or gained other work experience related to their field of study while enrolled at WMU.



Undergraduate

- **65** degrees were granted
- Data was obtained for **46** graduates (71 %)

Of graduates for whom data was obtained:

- **89%** were actively engaged*
 - **48%** were employed full time
 - **26%** were continuing education
 - **11%** were employed part time and seeking FT
- **9%** were unemployed and seeking employment

Graduate

- **7** degrees were granted
- Data was obtained for **5** graduates (71 %)

Of graduates for whom data was obtained:

- **100%** were actively engaged*
 - **80%** were employed full time
 - **20%** were employed part time and seeking FT

* "Active engagement" is defined as full-time employment (including self-employment and post-graduate internships/fellowships); part-time employment (including those who are seeking and those who are not seeking full-time employment); continuing education; or military service. Categories not included in active engagement are unemployed and seeking employment; not seeking employment; and volunteering.

Employment

Of the **26** Political Science graduates who reported full-time employment:

15 graduates (58%) provided salary information.

The median reported salary range was **\$40,001–\$45,000***

(NACE[†] reported national median salary, undergraduate level: \$41,600)

60% reported that their job was related to their degree
(of 15 graduates who answered this question)

86% reported that they were working in Michigan
(of 22 graduates who provided their employment location)

Sample Job Titles and Employers

Abuse/Neglect Specialist at 45th Circuit Court St. Joseph County	Instructor at Lake Superior State University
Assistant Manager at First Community Federal Credit Union	IT Coordinator at Terra Contracting
Assistant Professor at College of Charleston	IT Support Specialist at Bell's Brewery
Assistant Professor in higher education	Keg & Can Line Manager at Bell's Brewery
Business Agent at UFCW Local 951	Lead Teller at Kellogg Community Credit Union
Business Development Associate at Michigan Israel Business Bridge	Legal Assistant at The Law Office of William J. Factor, Ltd.
Commodity Buyer at Ford Motor Company	Manager in Training at The Buckle
Deputy Supervisor at Alamo Township	Program Coordinator at Western Michigan University
Electrician's Mate at Military	Regional Field Director
Field Director at Upton For All of US	Sales Associate at a furniture sales company
Hazardous Waste Technician at SpecPro Asset Management	Substitute Teacher at PESG
Help Desk Coordinator at Western Michigan University	

*Salary data is self-reported and is not fact-checked. Median salary ranges are provided for informational purposes only and are not intended to be used for comparisons or predictions.

†Data is from the September 2014 Salary Survey published by the National Association of Colleges and Employers. NACE surveys employers to collect salary information for bachelor's-level graduates who are working full time.

PSYCHOLOGY

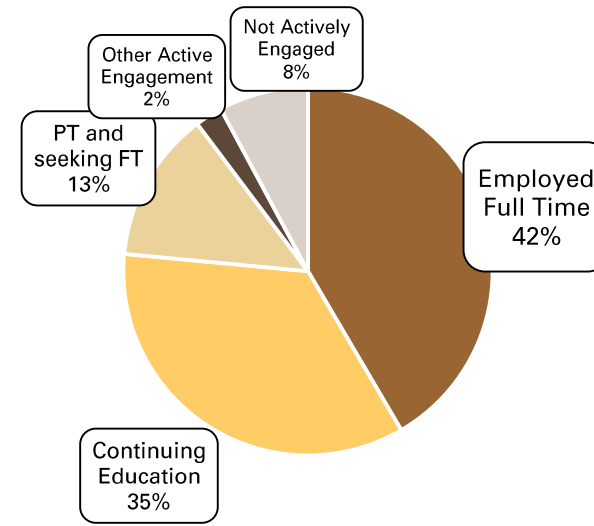
Overall

- **257** degrees were granted
- Data was obtained for **166** graduates (65%)

Of graduates for whom data was obtained:

- **92%** were actively engaged*
 - **42%** were employed full time
 - **35%** were continuing education
 - **13%** were employed part time and seeking FT
- **5%** were unemployed and seeking employment

94% (of 147 graduates who responded to the internship question) reported that they **completed an internship** or gained other work experience related to their field of study while enrolled at WMU.



Undergraduate

- **218** degrees were granted
- Data was obtained for **133** graduates (61%)

Of graduates for whom data was obtained:

- **91%** were actively engaged*
 - **35%** were employed full time
 - **37%** were continuing education
 - **17%** were employed part time and seeking FT
- **5%** were unemployed and seeking employment

Graduate

- **39** degrees were granted
- Data was obtained for **33** graduates (85%)

Of graduates for whom data was obtained:

- **97%** were actively engaged*
 - **70%** were employed full time
 - **27%** were continuing education
- **3%** were unemployed and seeking employment

*"Active engagement" is defined as full-time employment (including self-employment and post-graduate internships/fellowships); part-time employment (including those who are seeking and those who are not seeking full-time employment); continuing education; or military service. Categories not included in active engagement are unemployed and seeking employment; not seeking employment; and volunteering.

Employment

Of the **69** Psychology graduates who reported full-time employment:

45 graduates (65%) provided salary information.

The median reported salary range was **\$30,001–\$35,000***

(NACE[†] reported national median salary, undergraduate level: \$35,300)

80% reported that their job was related to their degree
(of 46 graduates who answered this question)

52% reported that they were working in Michigan
(of 54 graduates who provided their employment location)

Sample Job Titles and Employers

ABA Therapist at SLC Therapy	Direct Care Worker at Judge Rotenberg Center
Account Coordinator at Kirvin Doak Communications	Direct Support Professional at Residential Opportunities Inc.
Anodizing Hoist Operation at Aluminum Finishing Company	Early Intervention Specialist at Kaufman Children's Center
Applied Behavior Analysis Tutor at Hope Network	Financial Clearance Center at Accretive Health
Assistant Professor at Eastern University	Foster Care Specialist at Michigan Department of Human Services
Assistant Professor at University of Pittsburgh	Front Desk Receptionist at Embassy Suites
Behavior Analyst at Behavioral Application for Autism	Head of Training and Behavioral Research at APOPO
Behavior Consultant at Applied Behavior Consultants	Human Resources Coordinator
Behavior Technician at ROI	Infantry Officer in US Army
Behavioral Health Clinician at Behavioral Health	Instructional Designer at Online Education
Behavioral Technician at Autism Center	Law Enforcement Agent at Homeland Security
Behavioral Technician at Residential Opportunities Inc.	Mortgage Banker at Quicken Loans
Behavioral Therapist at Educational Services	Paraprofessional at Autism Center
Board Certified Behavior Analyst at ABA Autism Service Provider	Paraprofessional at Macomb Intermediate School District
Board Certified Behavior Analyst at BGF Performance Systems	Paraprofessional at Woodsedge
Caregiver at Friendship Village	Police Officer at City of Raleigh
Child Protective Service Specialist at Arizona Dept of Economic Security	Program Manager at Lighthouse Autism Center
Clinician at Trumpet Behavioral Health	Program Manager at Little Star Center
Clinician/Board Certified Behavior Analyst at Behavioral Health	Project Perk Coordinator at Boys and Girls Club of Greater Kalamazoo
CNA at Extendicare	Sales Associate at an IT company
Community Support Instructor at MRC Industries Inc.	Ski Instructor at Deer Valley
Continuous Improvement Analyst at a technology company	Social Worker at Martha T. Berry Medical Care Facility
Customer Care Advocate at Volkswagen of America	Staff Psychologist at Battle Creek VAMC
Customer Service at an insurance company	Strategist, Global Sourcing and Social Media at Kellogg
Customer Service/Receptionist at Seelye Ford	Supports Coordinator Assistant at KCMHSAS

*Salary data is self-reported and is not fact-checked. Median salary ranges are provided for informational purposes only and are not intended to be used for comparisons or predictions.

†Data is from the September 2014 Salary Survey published by the National Association of Colleges and Employers. NACE surveys employers to collect salary information for bachelor's-level graduates who are working full time.

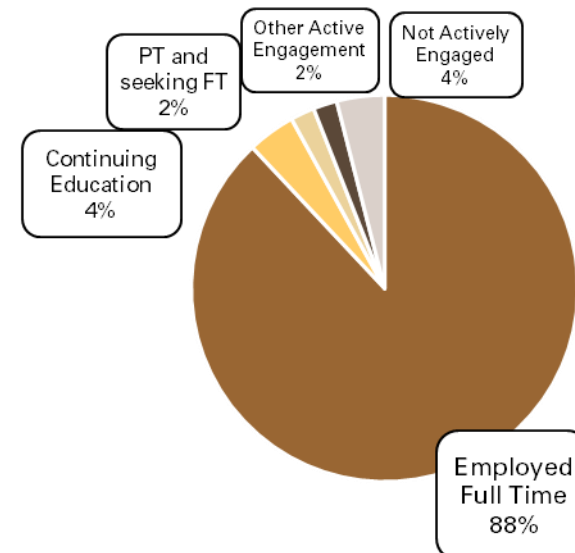
PUBLIC ADMINISTRATION

- **59** graduate degrees were granted
- Data was obtained for **50** graduates (85%)

Of graduates for whom data was obtained:

- **96%** were actively engaged*
 - **88%** were employed full time
 - **4%** were continuing education
 - **2%** were employed part time and seeking FT
- **2%** were unemployed and seeking employment

34% (of 35 graduates who responded to the internship question) reported that they **completed an internship** or gained other work experience related to their field of study while enrolled at WMU.



* "Active engagement" is defined as full-time employment (including self-employment and post-graduate internships/fellowships); part-time employment (including those who are seeking and those who are not seeking full-time employment); continuing education; or military service. Categories not included in active engagement are unemployed and seeking employment; not seeking employment; and volunteering.

Employment

Of the **44** Public Administration graduates who reported full-time employment:

24 graduates (55%) provided salary information.

The median reported salary range was **\$55,001–\$60,000***

64% reported that their job was related to their degree
(of 25 graduates who answered this question)

92% reported that they were working in Michigan
(of 39 graduates who provided their employment location)

Sample Job Titles and Employers

Academic Research at Medical Education
Academic Specialist at Michigan State University
Administrative Assistant at Bronson
Administrative Assistant to the Chair at Western Michigan University
Administrative Services Specialist at Western Michigan University
Administrator at West Michigan Fed. of College Educators
Analyst at Blue Cross Blue Shield
Benefits Manager at Kalamazoo College
Campaign Manager at Committee to Elect Annie Brown
Capital Campaign Assistant at Cassopolis Family Clinic
Clinical Research Specialist at Lakeland Regional Health System
Communications Specialist at Bronson
Community Health Programs Director at Spectrum Health
Dental Services Coordinator at a university
Department Technical Analyst at Spectrum Health
Director of Development in healthcare
Director of Facilitation and Corporate Learning at Davenport University
Director of Grant Management at Starr Commonwealth
Financial Analyst at Michigan Department of Education
Global Sales at China National Scientific Instruments & Materials Corporation

HR Manager at Multi Packaging Solutions
In-House Counsel at Brookwood Florida
Law Enforcement at Township of Kalamazoo Police Department
Legislative Aide at State of Michigan
Management Analyst at Michigan Supreme Court, State Court Administrative Office
Manager at State of Michigan
Manager, Clinical Documents and Core Curriculum at The Society for Cardiovascular Angiography and Interventions
Manager, Public Affairs and Strategic Partnerships at Michigan Economic Development Corporation
Police Captain at Lansing Police Department
Police Officer at Kalamazoo Township Police Department
Police Sergeant at Western Michigan University
President and CEO at Mno Bmadson
Program Analyst at Department of Defense
Senior Campus Recruiter Associate at EY
Taxpayer Advocate at Michigan Department of Treasury
Technician at State of Michigan
Volunteer Coordinator at Kalamazoo Loaves and Fishes

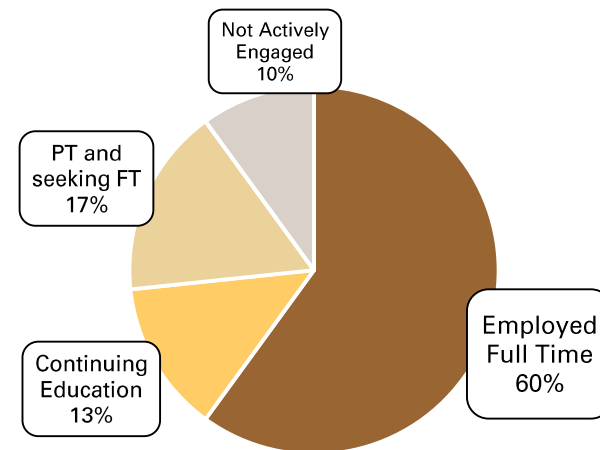
*Salary data is self-reported and is not fact-checked. Median salary ranges are provided for informational purposes only and are not intended to be used for comparisons or predictions.

PUBLIC RELATIONS

- **40** baccalaureate degrees were granted
- Data was obtained for **30** graduates (75%)

Of graduates for whom data was obtained:

- **90%** were actively engaged*
 - **60%** were employed full time
 - **13%** were continuing education
 - **17%** were employed part time and seeking FT
- **7%** were unemployed and seeking employment



95% (of 21 graduates who responded to the internship question) reported that they **completed an internship** or gained other work experience related to their field of study while enrolled at WMU.

* "Active engagement" is defined as full-time employment (including self-employment and post-graduate internships/fellowships); part-time employment (including those who are seeking and those who are not seeking full-time employment); continuing education; or military service. Categories not included in active engagement are unemployed and seeking employment; not seeking employment; and volunteering.

Employment

Of the **18** Public Relations graduates who reported full-time employment:

6 graduates (33%) provided salary information.

The median reported salary range was **\$30,001–\$40,000***

73% reported that their job was related to their degree
(of 11 graduates who answered this question)

62% reported that they were working in Michigan
(of 16 graduates who provided their employment location)

Sample Job Titles and Employers

Account Coordinator at Kirvin Doak Communications
Administrative Assistant at OtterBase
Crew Member at DeLano Farms
Direct Care Professional at Residential Opportunities Inc.
Director of PR and Social Media at Bid Network Online
Executive Team Leader at Target
International Staff at Cru (International Missions)
Logistic Sales Support Representative at Schneider National

Media Assistant at Serino/Coyne of NYC
PR Trainee at Innogames
Product Management Support at Consumers Energy
Public Relations at a marketing firm
Social Media Manager at WMU Office of Development and Alumni
Relations
Social Media Manager/Publicist
Student Recruitment Specialist at National Heritage Academies

*Salary data is self-reported and is not fact-checked. Median salary ranges are provided for informational purposes only and are not intended to be used for comparisons or predictions.

RELIGION

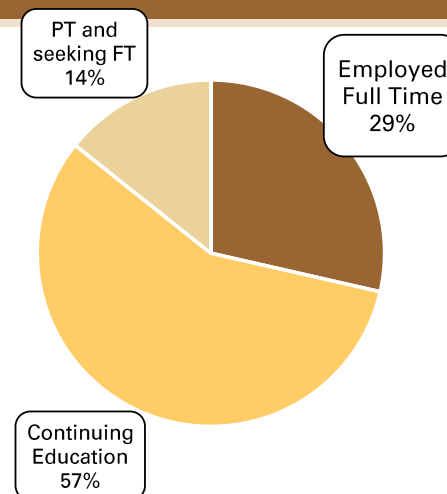
Overall

- **10** degrees were granted
- Data was obtained for **7** graduates (70%)

Of graduates for whom data was obtained:

- **100%** were actively engaged*
 - **29%** were employed full time
 - **57%** were continuing education
 - **14%** were employed part time and seeking FT

50% (of 4 graduates who responded to the internship question) reported that they **completed an internship** or gained other work experience related to their field of study while enrolled at WMU.



Undergraduate

- **8** degrees were granted
- Data was obtained for **5** graduates (63%)

Of graduates for whom data was obtained:

- **100%** were actively engaged*
 - **20%** were employed full time
 - **60%** were continuing education
 - **20%** were employed part time and seeking FT

Graduate

- **2** degrees were granted
- Data was obtained for **2** graduates (100%)

Of graduates for whom data was obtained:

- **100%** were actively engaged*
 - **50%** were employed full time
 - **50%** were continuing education

Employment

Of the **2** Religion graduates who reported full-time employment, **1** graduate (50%) provided salary information.

0% reported that their job was related to their degree
(of 1 graduate who answered this question)

100% reported that they were working in Michigan
(of 2 graduates who provided their employment location)

Sample Job Titles and Employers

Customer Service

Travel Consultant at MTS Travel

*"Active engagement" is defined as full-time employment (including self-employment and post-graduate internships/fellowships); part-time employment (including those who are seeking and those who are not seeking full-time employment); continuing education; or military service. Categories not included in active engagement are unemployed and seeking employment; not seeking employment; and volunteering.

SCIENCE EDUCATION

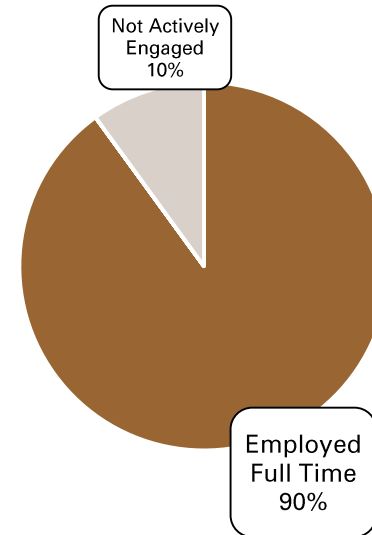
Overall

- **10** degrees were granted
- Data was obtained for **10** graduates (100%)

Of graduates for whom data was obtained:

- **90%** were actively engaged*
 - **90%** were employed full time
- **10%** were unemployed and seeking employment

33% (of 6 graduates who responded to the internship question) reported that they **completed an internship** or gained other work experience related to their field of study while enrolled at WMU.



Masters

- **4** degrees were granted
- Data was obtained for **4** graduates (100%)

Of graduates for whom data was obtained:

- **75%** were actively engaged*
 - **75%** were employed full time
- **25%** were unemployed and seeking employment

Doctoral

- **6** degrees were granted
- Data was obtained for **6** graduates (100%)

Of graduates for whom data was obtained:

- **100%** were actively engaged*
 - **100%** were employed full time

*"Active engagement" is defined as full-time employment (including self-employment and post-graduate internships/fellowships); part-time employment (including those who are seeking and those who are not seeking full-time employment); continuing education; or military service. Categories not included in active engagement are unemployed and seeking employment; not seeking employment; and volunteering.

Employment

Of the **9** Science Education graduates who reported full-time employment:

3 graduates (33%) provided salary information.

*WMU salary medians are not reported for groups of fewer than 5 graduates. **

100% reported that their job was related to their degree
(of 5 graduates who answered this question)

62% reported that they were working in Michigan
(of 8 graduates who provided their employment location)

Sample Job Titles and Employers

Assistant Professor of Teacher Education at University of Southern
Indiana
Faculty at Michigan State University
Faculty at Washington University
Faculty Specialist at Western Michigan University

Middle School Science Teacher at West Michigan Academy of Arts and
Academics
Research Associate at Michigan State University
Teacher/Educator at Concord Community Schools

*Salary data is self-reported and is not fact-checked. Median salary ranges are provided for informational purposes only and are not intended to be used for comparisons or predictions.

SOCIOLOGY

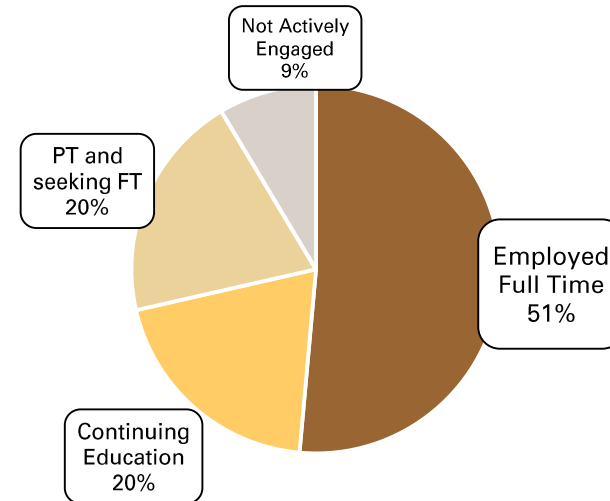
Overall

- **52** degrees were granted
- Data was obtained for **35** graduates (67%)

Of graduates for whom data was obtained:

- **91%** were actively engaged*
 - **51%** were employed full time
 - **20%** were continuing education
 - **20%** were employed part time and seeking FT
- **3%** were unemployed and seeking employment

50% (of 26 graduates who responded to the internship question) reported that they **completed an internship** or gained other work experience related to their field of study while enrolled at WMU.



Undergraduate

- **46** degrees were granted
- Data was obtained for **31** graduates (67%)

Of graduates for whom data was obtained:

- **90%** were actively engaged*
 - **48%** were employed full time
 - **19%** were continuing education
 - **23%** were employed part time and seeking FT
- **3%** were unemployed and seeking employment

Graduate

- **6** degrees were granted
- Data was obtained for **4** graduates (67%)

Of graduates for whom data was obtained:

- **100%** were actively engaged*
 - **75%** were employed full time
 - **25%** were continuing education

* "Active engagement" is defined as full-time employment (including self-employment and post-graduate internships/fellowships); part-time employment (including those who are seeking and those who are not seeking full-time employment); continuing education; or military service. Categories not included in active engagement are unemployed and seeking employment; not seeking employment; and volunteering.

Employment

Of the **18** Sociology graduates who reported full-time employment:

8 graduates (44%) provided salary information.

The median reported salary range was **\$30,001–\$40,000***

(NACE[†] reported national median salary, undergraduate level: \$35,400)

33% reported that their job was related to their degree
(of 9 graduates who answered this question)

94% reported that they were working in Michigan
(of 16 graduates who provided their employment location)

Sample Job Titles and Employers

Activities Specialist at Park Village Pines
Assistant Professor at University of Wisconsin La Crosse
Back Room Team Member at Target
Customer Service Manager at Thibault Enterprises
Customer Service Support at Summit Pointe
Deputy at Sheriff
Engineering Recruiter at Aerotek
Juvenile Justice Specialist at State of Michigan

Manager at Vitamin Shoppe
Product Transparency Coordinator at Landscape Forms
Project Engineer at Roncelli, Inc.
Project Perk Coordinator at Boys and Girls Club of Greater Kalamazoo
Resident Coordinator at KPEP
Sales at Meijer
Service Representative at Social Security Administration

*Salary data is self-reported and is not fact-checked. Median salary ranges are provided for informational purposes only and are not intended to be used for comparisons or predictions.

†Data is from the September 2014 Salary Survey published by the National Association of Colleges and Employers. NACE surveys employers to collect salary information for bachelor's-level graduates who are working full time.

SPANISH[†]

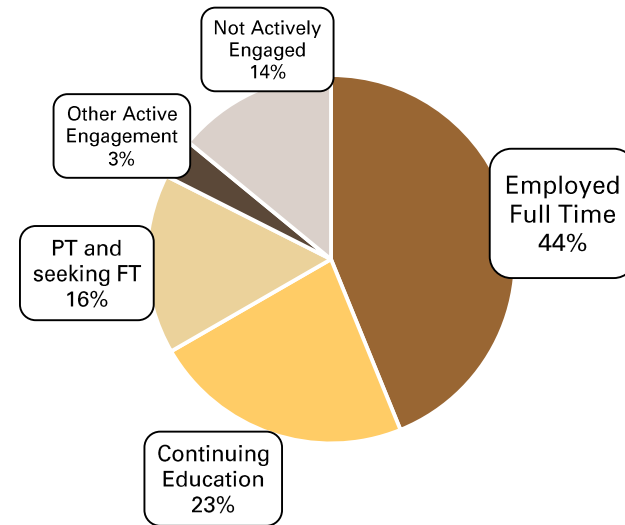
Overall

- **86** degrees were granted
- Data was obtained for **57** graduates (66%)

Of graduates for whom data was obtained:

- **86%** were actively engaged*
 - **44%** were employed full time
 - **23%** were continuing education
 - **16%** were employed part time and seeking FT
- **9%** were unemployed and seeking employment

83% (of 46 graduates who responded to the internship question) reported that they **completed an internship** or gained other work experience related to their field of study while enrolled at WMU.



Undergraduate

- **75** degrees were granted
- Data was obtained for **53** graduates (71%)

Of graduates for whom data was obtained:

- **85%** were actively engaged*
 - **43%** were employed full time
 - **23%** were continuing education
 - **15%** were employed part time and seeking FT
- **9%** were unemployed and seeking employment

Graduate

- **11** degrees were granted
- Data was obtained for **4** graduates (36%)

Of graduates for whom data was obtained:

- **100%** were actively engaged*
 - **50%** were employed full time
 - **25%** were continuing education
 - **25%** were employed part time and seeking FT

[†]Data includes graduates who earned degrees in Spanish and Spanish: Secondary Education.

*"Active engagement" is defined as full-time employment (including self-employment and post-graduate internships/fellowships); part-time employment (including those who are seeking and those who are not seeking full-time employment); continuing education; or military service. Categories not included in active engagement are unemployed and seeking employment; not seeking employment; and volunteering.

Employment

Of the **25** Spanish graduates who reported full-time employment:

16 graduates (64%) provided salary information.

The median reported salary range was **\$35,001–\$40,000***

(NACE[†] reported national median salary, undergraduate level: \$45,000)

76% reported that their job was related to their degree
(of 17 graduates who answered this question)

80% reported that they were working in Michigan
(of 25 graduates who provided their employment location)

Sample Job Titles and Employers

Account Manager at Rockwell Automation
AmeriCorps VISTA at MI GEAR UP-Western Michigan University
Assistant Professor of Spanish at Concordia University Wisconsin
Digital Advertising Sales Specialist at Traverse City Record-Eagle
Educational Specialist at Let's Talk About It CMH
Employer Relations Associate at Western Michigan University
English Teacher
Executive Team Leader at Target
General Music Teacher at Lawton Elementary School
Infantry at US Army
Insurance Sales at Bankers Life and Casualty
International Account Executive at Mediabrand Publishing

Manufacturing Engineer at Ventura Manufacturing
Marketing Assistant at Jack's Wholesale Windows
Paraprofessional at Autism Center
Sales Associate at Follett Higher Education Group
Sales at Paychex
Sales at Quicken Loans
Sheriff's Deputy at Jackson County Office of the Sheriff
Spanish Teacher
Spanish Teacher at Grand River Preparatory High School
Supply Chain Analyst at General Motors
Visiting Instructor at Grand Valley State University

*Salary data is self-reported and is not fact-checked. Median salary ranges are provided for informational purposes only and are not intended to be used for comparisons or predictions.

†Data is from the September 2014 Salary Survey published by the National Association of Colleges and Employers. NACE surveys employers to collect salary information for bachelor's-level graduates who are working full time.

STATISTICS

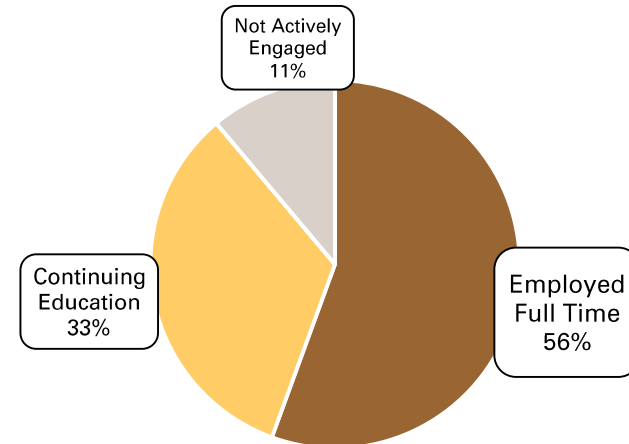
Overall

- **16** degrees were granted
- Data was obtained for **9** graduates (56%)

Of graduates for whom data was obtained:

- **89%** were actively engaged*
 - **56%** were employed full time
 - **33%** were continuing education
- **11%** were unemployed and seeking employment

50% (of 6 graduates who responded to the internship question) reported that they **completed an internship** or gained other work experience related to their field of study while enrolled at WMU.



Undergraduate

- **2** degrees were granted
- Data was obtained for **2** graduates (100%)

Of graduates for whom data was obtained:

- **100%** were actively engaged*
 - **100%** were employed full time

Graduate

- **14** degrees were granted
- Data was obtained for **7** graduates (50%)

Of graduates for whom data was obtained:

- **86%** were actively engaged*
 - **43%** were employed full time
 - **43%** were continuing education
- **14%** were unemployed and seeking employment

*"Active engagement" is defined as full-time employment (including self-employment and post-graduate internships/fellowships); part-time employment (including those who are seeking and those who are not seeking full-time employment); continuing education; or military service. Categories not included in active engagement are unemployed and seeking employment; not seeking employment; and volunteering.

Employment

Of the **5** Statistics graduates who reported full-time employment:

3 graduates (60%) provided salary information.

*WMU salary medians are not reported for groups of fewer than 5 graduates. **

(NACE[†] reported national median salary, undergraduate level: \$48,600)

67% reported that their job was related to their degree
(of 3 graduates who answered this question)

Sample Job Titles and Employers^{**}

Computer Programmer in Federal Government
Data Scientist at Booz Allen Hamilton
Software Developer at Sg2

Statistical Analyst at Convergys
Test Engineer at a manufacturing company

[†]Data is from the September 2014 Salary Survey published by the National Association of Colleges and Employers. NACE surveys employers to collect salary information for bachelor's-level graduates who are working full time.

^{**}Sample job titles and employer names may include responses to surveys conducted in 2012–13 and 2013–14.

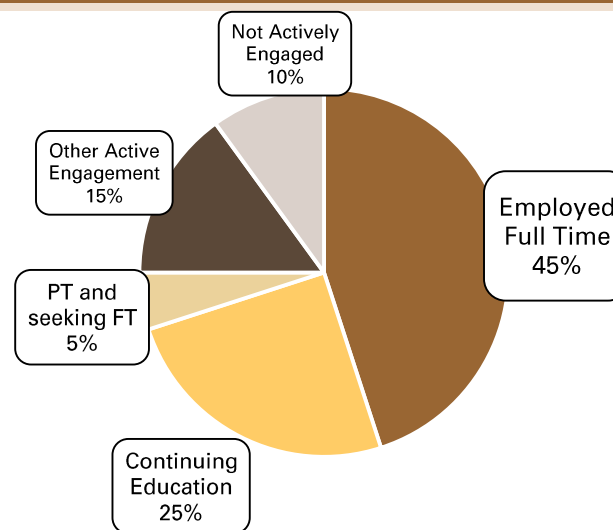
WORLD LANGUAGES AND LITERATURES[†]

- **31** baccalaureate degrees were granted
- Data was obtained for **20** graduates (65%)

Of graduates for whom data was obtained:

- **90%** were actively engaged*
 - **45%** were employed full time
 - **25%** were continuing education
 - **5%** were employed part time and seeking FT
- **10%** were unemployed and seeking employment

45% (of 20 graduates who responded to the internship question) reported that they **completed an internship** or gained other work experience related to their field of study while enrolled at WMU.



Employment

Of the **9** World Languages and Literatures graduates who reported full-time employment:

3 graduates (33%) provided salary information.

*WMU salary medians are not reported for groups of fewer than 5 graduates.**

(NACE^{††} reported national median salary: \$45,000)

25% reported that their job was related to their degree
(of 4 graduates who answered this question)

40% reported that they were working in Michigan
(of 5 graduates who provided their employment location)

Sample Job Titles and Employers^{**}

2d Lt/Personnel at USAF
CNC Machinist at Bowers Manufacturing
Legal Assistant at Ward Law PC

Native English Tutor at American English Workshop
Supply Chain Leadership Associate at TE Connectivity
Teacher

[†]Data includes graduates who earned degrees in French; French: Secondary Education; German; German: Secondary Education; Japanese; Latin; and Latin: Secondary Education.

*"Active engagement" is defined as full-time employment (including self-employment and post-graduate internships/fellowships); part-time employment (including those who are seeking and those who are not seeking full-time employment); continuing education; or military service. Categories not included in active engagement are unemployed and seeking employment; not seeking employment; and volunteering.

^{††}Data is from the September 2014 Salary Survey published by the National Association of Colleges and Employers. NACE surveys employers to collect salary information for bachelor's-level graduates who are working full time.

^{**}Sample job titles and employer names may include responses to surveys conducted in 2012–13 and 2013–14.

COLLEGE OF AVIATION

Overview

- **126** students earned baccalaureate degrees from the College of Aviation.
- Data was obtained for **64.3%** of graduates from the College of Aviation (81 graduates).

Post-Graduation Activity

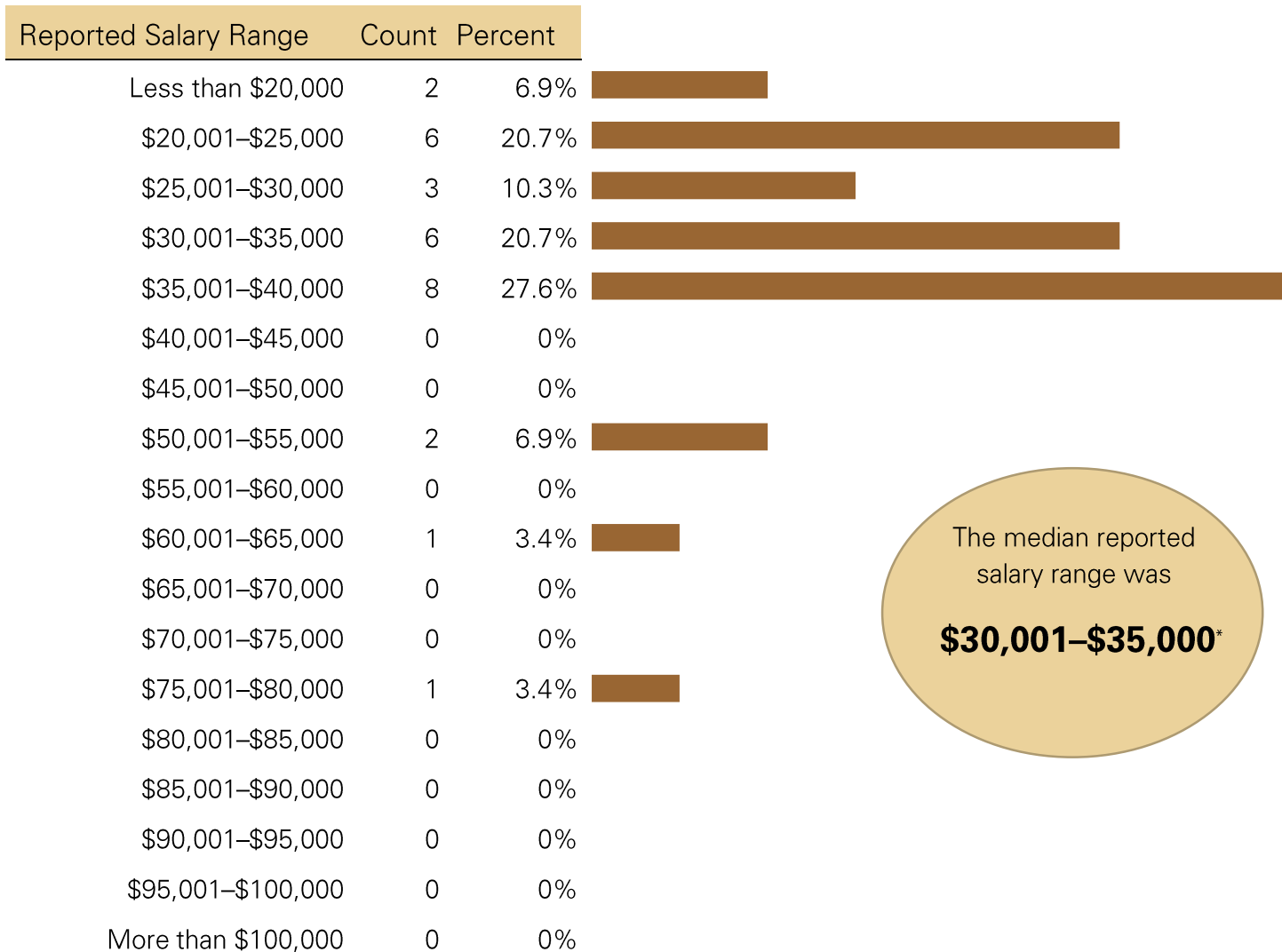
- **92.6%** of graduates were **actively engaged**.

	Percent	Count
Actively Engaged	92.6%	75
Employed full time*	53.1%	43
Continuing education	9.9%	8
Military service	11.1%	9
Employed part time, not seeking full time employment	2.5%	2
Employed part time and seeking full time employment	16.0%	13
Not Actively Engaged	7.4%	6
Volunteering	0.0%	0
Not immediately seeking employment	1.2%	1
Unemployed and seeking employment	6.2%	5

*Students who responded with the following primary activity categories were included in counts for *Employed full time*: “Employed full time or have accepted full-time employment” (42 graduates; 51.9% of total); “Post-graduation internship/fellowship” (0 graduates; 0% of total); and “Self-employed” (1 graduate; 1.2% of total).

Salaries (full-time employment)

Of the **43** College of Aviation graduates who reported full-time employment, **29** graduates (67.4%) provided salary information.



*Salary data is self-reported and is not fact-checked. Salary counts are provided for informational purposes only and are not intended to be used for comparisons or predictions.

Employment Information

Graduates who reported full-time employment were also asked to provide the location of their employment and to say to what extent their work was related to the degree they earned at WMU.

	Number of students reporting full-time employment	Location data was obtained for:		Reported location of employment (percent)		
		Count	Percent	In Michigan	Elsewhere in the US	Outside the United States
College of Aviation	43	36	84%	67%	31%	3%

	Number of students reporting full-time employment	Students who reported to what extent their job was related to their degree:		Percent of respondents who said their job was related:
		Count	Percent	
College of Aviation	43	22	51%	86%

Internship Completion

All graduates were asked whether they “participated in an experiential education activity” such as an internship or gained other work experience related to their field of study while enrolled at WMU.

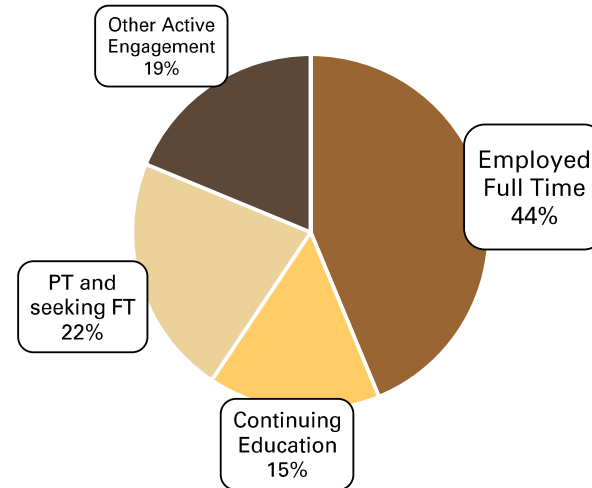
	Total number of graduates	Students who responded to the internship question:		Respondents who reported completing an internship:	
		Count	Percent	Count	Percent
College of Aviation	126	62	49%	27	44%

AVIATION FLIGHT SCIENCE

- **55** baccalaureate degrees were granted
- Data was obtained for **32** graduates (58%)

Of graduates for whom data was obtained:

- **100%** were actively engaged*
 - **44%** were employed full time
 - **15%** were continuing education
 - **22%** were employed part time and seeking FT
- **0%** were unemployed and seeking employment



32% (of 25 graduates who responded to the internship question) reported that they **completed an internship** or gained other work experience related to their field of study while enrolled at WMU.

Employment

Of the **14** Aviation Flight Science graduates who reported full-time employment, **13** graduates (93%) provided salary information.

The median reported salary range was **\$30,001–\$35,000****

88% reported that their job was related to their degree
(of 8 graduates who answered this question)

46% reported that they were working in Michigan
(of 13 graduates who provided their employment location)

Sample Job Titles and Employers

2d Lt/Fighter Pilot USAF ANG at USAF
 2d Lt/Pilot at USAF
 Army Officer at US Army
 Certified Flight Instructor at American Flyers International Flight Training Academy
 Certified Flight Instructor at Flight School
 Chief Pilot at Gravity Powered Sports
 Flight Instructor at The Flight School, Inc.

Flight Instructor at Western Michigan University
 Line Tech at AvFlight
 Pilot at Meisinger Aviation, LLC
 Pilot at Williams Aerial and Mapping
 Pilot Select at United States Air Force
 Second Lieutenant Pilot Trainee at USAF
 Security Officer at Amway

*"Active engagement" is defined as full-time employment (including self-employment and post-graduate internships/fellowships); part-time employment (including those who are seeking and those who are not seeking full-time employment); continuing education; or military service. Categories not included in active engagement are unemployed and seeking employment; not seeking employment; and volunteering.

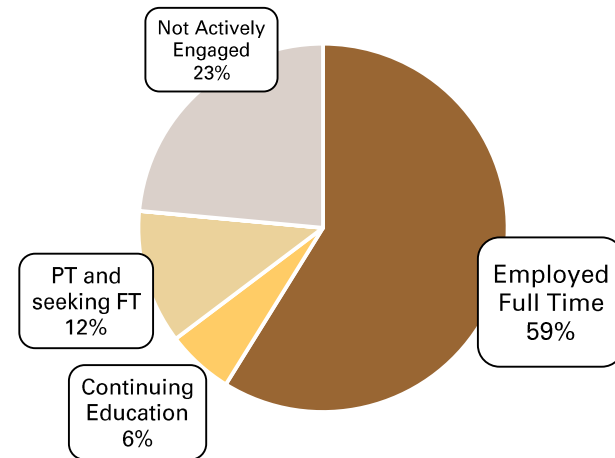
**Salary data is self-reported and is not fact-checked. Median salary ranges are provided for information and are not intended for comparisons or predictions.

AVIATION MAINTENANCE TECHNOLOGY

- **27** baccalaureate degrees were granted
- Data was obtained for **17** graduates (63%)

Of graduates for whom data was obtained:

- **77%** were actively engaged*
 - **59%** were employed full time
 - **6%** were continuing education
 - **12%** were employed part time and seeking FT
- **18%** were unemployed and seeking employment



67% (of 15 graduates who responded to the internship question) reported that they **completed an internship** or gained other work experience related to their field of study while enrolled at WMU.

Employment

Of the **10** Aviation Maintenance Technology graduates who reported full-time employment:

6 graduates (60%) provided salary information.

The median reported salary range was **\$25,001–\$35,000****

100% reported that their job was related to their degree
(of 7 graduates who answered this question)

57% reported that they were working in Michigan
(of 7 graduates who provided their employment location)

Sample Job Titles and Employers

A&P Mechanic
Airframe Technician at Duncan Aviation
Captain at Ameriflight
Certified Flight Instructor at Sierra Academy of Aeronautics

Engine Technician at Pratt & Whitney
Line Crew Technician/A&P Mechanic at The Hinman Company
Technical Writer at AAI Corporation

*"Active engagement" is defined as full-time employment (including self-employment and post-graduate internships/fellowships); part-time employment (including those who are seeking and those who are not seeking full-time employment); continuing education; or military service. Categories not included in active engagement are unemployed and seeking employment; not seeking employment; and volunteering.

**Salary data is self-reported and is not fact-checked. Median salary ranges are provided for informational purposes only and are not intended to be used for comparisons or predictions.

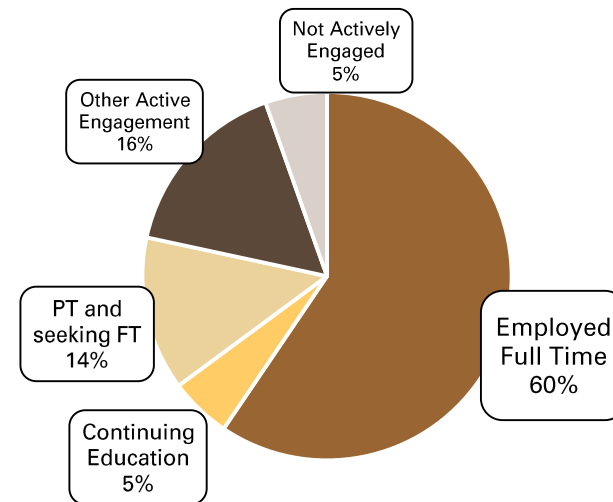
AVIATION MANAGEMENT AND OPERATIONS

- **49** baccalaureate degrees were granted
- Data was obtained for **37** graduates (76%)

Of graduates for whom data was obtained:

- **95%** were actively engaged*
 - **60%** were employed full time
 - **5%** were continuing education
 - **14%** were employed part time and seeking FT
- **5%** were unemployed and seeking employment

42% (of 26 graduates who responded to the internship question) reported that they **completed an internship** or gained other work experience related to their field of study while enrolled at WMU.



* "Active engagement" is defined as full-time employment (including self-employment and post-graduate internships/fellowships); part-time employment (including those who are seeking and those who are not seeking full-time employment); continuing education; or military service. Categories not included in active engagement are unemployed and seeking employment; not seeking employment; and volunteering.

Employment

Of the **22** Aviation Management and Operations graduates who reported full-time employment:

12 graduates (55%) provided salary information.

The median reported salary range was **\$30,001–\$35,000***

67% reported that their job was related to their degree
(of 9 graduates who answered this question)

89% reported that they were working in Michigan
(of 19 graduates who provided their employment location)

Sample Job Titles and Employers

2d Lt/Personnel at USAF
Account Manager at AirSure Limited
Assistant Manager at Discount Tire
Certified Flight Instructor at Sparrow Flying Club
Client Services at Northern Jet Management
Core Team Lead at PetSmart
Crew Scheduler at Kalitta Air
Customer Service Representative at Landmark Aviation
Facility Manager at DCT Aviation
Flight Instructor at Western Michigan University
Flight Officer at USAF

Line Tech at AvFlight
Logistics Sales at R2 Logistics
National Account Manager at Coyote Logistics
Pilot Trainee at USAF
Project Coordinator at George H. Pastor and Sons General Contracting
Second Lt. Pilot Trainee at USAF
Security Officer at Amway
Teller at Advia Credit Union
Teller at JPMorgan Chase
UAV Pilot at Navmar Applied Sciences Corporation
West Michigan Regional Manager at Immaculate Flight Aircraft
Detailing

*Salary data is self-reported and is not fact-checked. Median salary ranges are provided for informational purposes only and are not intended to be used for comparisons or predictions.

COLLEGE OF EDUCATION AND HUMAN DEVELOPMENT

Overview

- **1062** students earned degrees from the College of Education and Human Development.
- Data was obtained for **63.7%** of graduates from the College of Education and Human Development (676 graduates).

Post-Graduation Activity

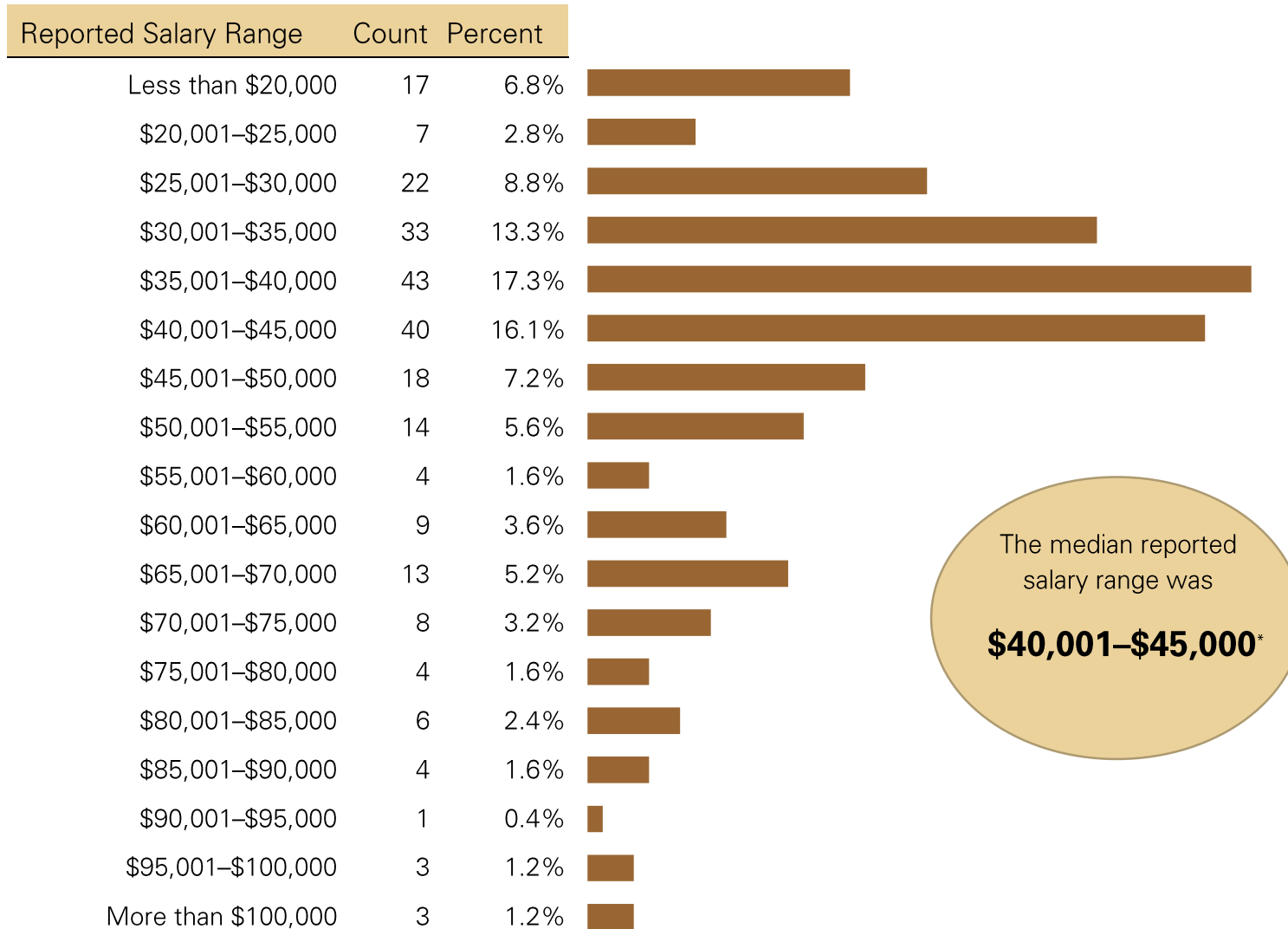
- **88.0%** of graduates were **actively engaged**.

	Percent	Count
Actively Engaged	88.0%	595
Employed full time*	64.5%	436
Continuing education	9.3%	63
Military service	0.3%	2
Employed part time, not seeking full time employment	2.5%	17
Employed part time and seeking full time employment	11.4%	77
Not Actively Engaged	12.0%	81
Volunteering	0.3%	2
Not immediately seeking employment	2.1%	14
Unemployed and seeking employment	9.6%	65

*Students who responded with the following primary activity categories were included in counts for *Employed full time*: “Employed full time or have accepted full-time employment” (421 graduates; 62.3% of total); “Post-graduation internship/fellowship” (9 graduates; 1.3% of total); and “Self-employed” (6 graduates; 0.9% of total).

Salaries (full-time employment)

Of the **436** College of Education and Human Development graduates who reported full-time employment, **249** graduates (57.1%) provided salary information.



*Salary data is self-reported and is not fact-checked. Salary counts are provided for informational purposes only and are not intended to be used for comparisons or predictions.

Degree Types

Degree level	Total number of graduates	Post-graduation data was obtained for:	
		Count	percent
Baccalaureate	587	347	59.1 %
Masters	433	288	66.5 %
Doctoral	42	41	97.6 %

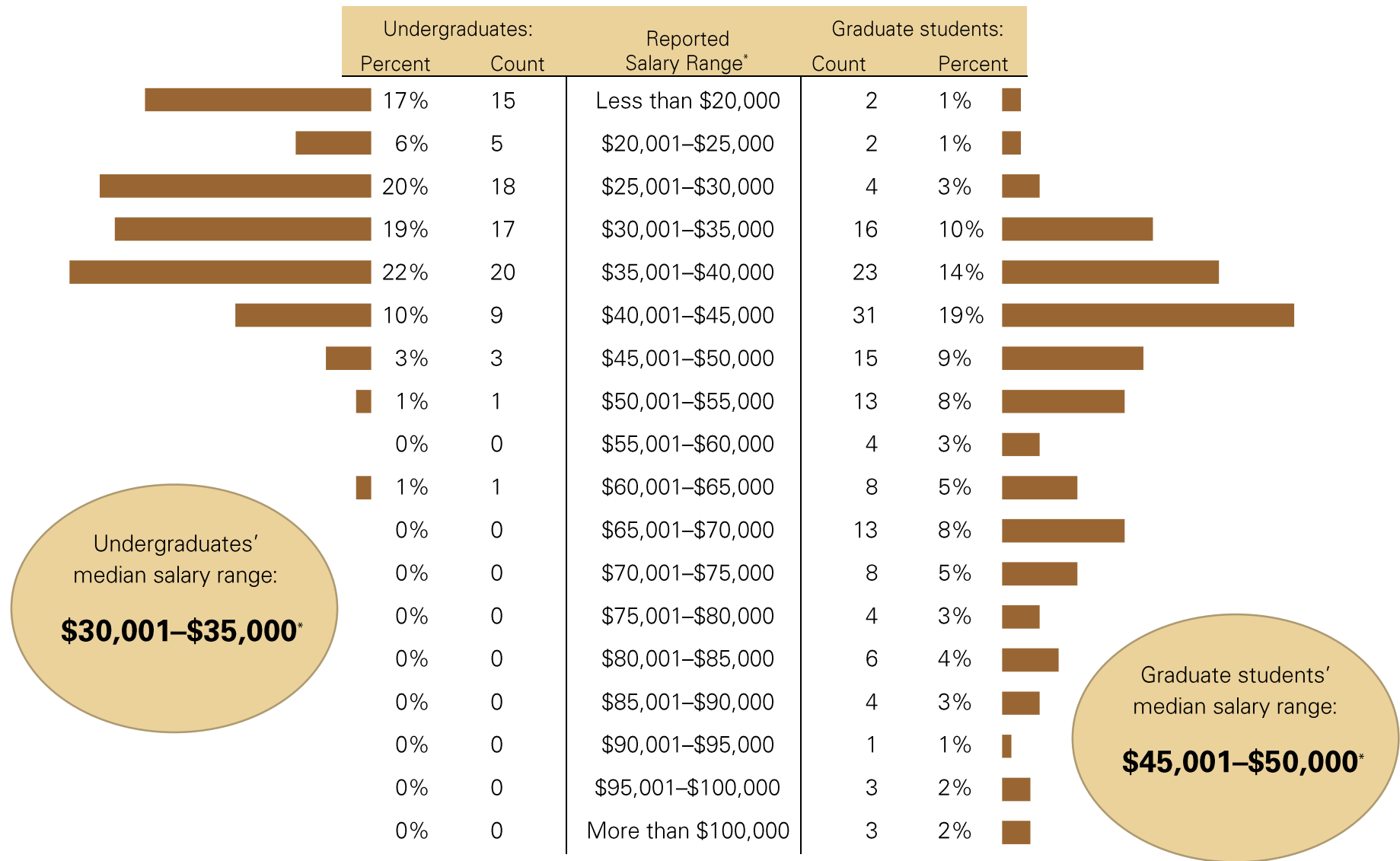
Post-Graduation Activity by Degree Type

- **85.0%** of undergraduates and **91.2%** of graduate students were **actively engaged**.

Undergraduates			Graduate students	
Count	Percent		Percent	Count
295	85.0%	Actively Engaged	91.2%	300
176	50.7%	Employed full time*	79.0%	260
46	13.3%	Continuing education	5.2%	17
1	0.3%	Military service	0.3%	1
11	3.2%	Employed part time, not seeking full time employment	1.8%	6
61	17.6%	Employed part time and seeking full time employment	4.9%	16
52	15.0%	Not Actively Engaged	8.8%	29
1	0.3%	Volunteering	0.3%	1
8	2.3%	Not immediately seeking employment	1.8%	6
43	12.4%	Unemployed and seeking employment	6.7%	22

*Students who responded with the following primary activity categories were included in counts for *Employed full time*: “Employed full time or have accepted full-time employment”; “Post-graduation internship/fellowship”; and “Self-employed”.

Salaries (full-time employment) by Degree Type



*Salary data is self-reported and is not fact-checked. Salary counts are provided for informational purposes only and are not intended to be used for comparisons or predictions.

Employment Information

Graduates who reported full-time employment were also asked to provide the location of their employment and to say to what extent their work was related to the degree they earned at WMU.

	Number of students reporting full-time employment	Location data was obtained for:		Reported location of employment (percent)		
		Count	Percent	In Michigan	Elsewhere in the US	Outside the United States
Whole College	436	384	88%	80%	17%	2%
Undergraduate	176	151	86%	76%	23%	1%
Graduate	260	233	90%	83%	14%	3%

	Number of students reporting full-time employment	Students who reported to what extent their job was related to their degree:		Percent of respondents who said their job was related:
		Count	Percent	
Whole College	436	267	61%	93%
Undergraduate	176	102	58%	93%
Graduate	260	165	63%	92%

Internship Completion

All graduates were asked whether they “participated in an experiential education activity” such as an internship or gained other work experience related to their field of study while enrolled at WMU.

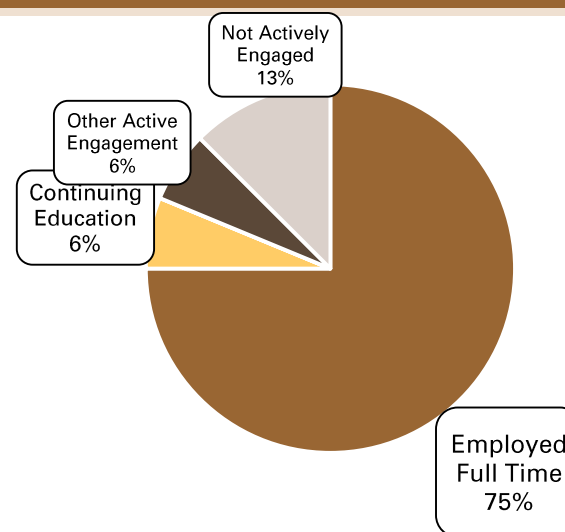
	Total number of graduates	Students who responded to the internship question:		Respondents who reported completing an internship:	
		Count	Percent	Count	Percent
Whole College	1062	510	48%	444	87%
Undergraduate	587	271	46%	260	96%
Graduate	475	239	50%	184	77%

CAREER AND TECHNICAL EDUCATION

- **20** graduate degrees were granted
- Data was obtained for **16** graduates (80%)

Of graduates for whom data was obtained:

- **87%** were actively engaged*
 - **75%** were employed full time
 - **6%** were continuing education
- **6%** were unemployed and seeking employment



23% (of 13 graduates who responded to the internship question) reported that they **completed an internship** or gained other work experience related to their field of study while enrolled at WMU.

Employment

Of the **12** Career and Technical Education graduates who reported full-time employment:

9 graduates (75%) provided salary information.

The median reported salary range was **\$45,001–\$50,000****

75% reported that their job was related to their degree
(of 8 graduates who answered this question)

90% reported that they were working in Michigan
(of 10 graduates who provided their employment location)

Sample Job Titles and Employers

Business Education Teacher at Mona Shores Public Schools
Business Technology Instructor at Lawrence Junior Senior High School
Captain/Air Force Pilot at USAF
Culinary Classroom Assistant Teacher at ISD
Dental Hygiene Educator at Smile Grand Haven

Early Childhood Education at Plainwell Community Schools
Faculty Specialist II Aviation Specialist at Western Michigan University
Postsecondary Automotive Instructor at Ivy Tech Community College
Professor Construction Trades at Grand Rapids Community College
Welding Instructor at Van Buren ISD

*"Active engagement" is defined as full-time employment (including self-employment and post-graduate internships/fellowships); part-time employment (including those who are seeking and those who are not seeking full-time employment); continuing education; or military service. Categories not included in active engagement are unemployed and seeking employment; not seeking employment; and volunteering.

**Salary data is self-reported and is not fact-checked. Median salary ranges are provided for informational purposes only and are not intended to be used for comparisons or predictions.

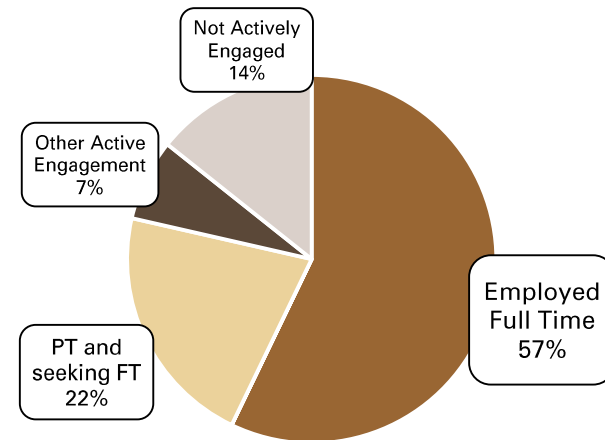
CHILD AND FAMILY DEVELOPMENT

- **25** baccalaureate degrees were granted
- Data was obtained for **14** graduates (56%)

Of graduates for whom data was obtained:

- **86%** were actively engaged*
 - **57%** were employed full time
 - **22%** were employed part time and seeking FT
- **7%** were unemployed and seeking employment

92% (of 13 graduates who responded to the internship question) reported that they **completed an internship** or gained other work experience related to their field of study while enrolled at WMU.



Employment

Of the **8** Child and Family Development graduates who reported full-time employment:

6 graduates (75%) provided salary information.

The median reported salary range was **\$25,001–\$30,000****

(NACE^{††} reported national median salary: \$35,300)

100% reported that their job was related to their degree
(of 6 graduates who answered this question)

100% reported that they were working in Michigan
(of 7 graduates who provided their employment location)

Sample Job Titles and Employers

Case Manager at Big Brothers Big Sisters
Head Start Teacher at Branch Intermediate School District
Healthcare at Meridian Health Plan
Lead Teacher at Lighthouse Early Learning Academy

Preschool Teacher at Discovery Center Preschool
Preschool Teacher at Tri-County Head Start
State Education Specialist at Telamon Corp

*"Active engagement" is defined as full-time employment (including self-employment and post-graduate internships/fellowships); part-time employment (including those who are seeking and those who are not seeking full-time employment); continuing education; or military service. Categories not included in active engagement are unemployed and seeking employment; not seeking employment; and volunteering.

**Salary data is self-reported and is not fact-checked. Median salary ranges are provided for informational purposes only and are not intended to be used for comparisons or predictions.

††Data is from the September 2014 Salary Survey published by the National Association of Colleges and Employers. NACE surveys employers to collect salary information for bachelor's-level graduates who are working full time.

COUNSELING PSYCHOLOGY

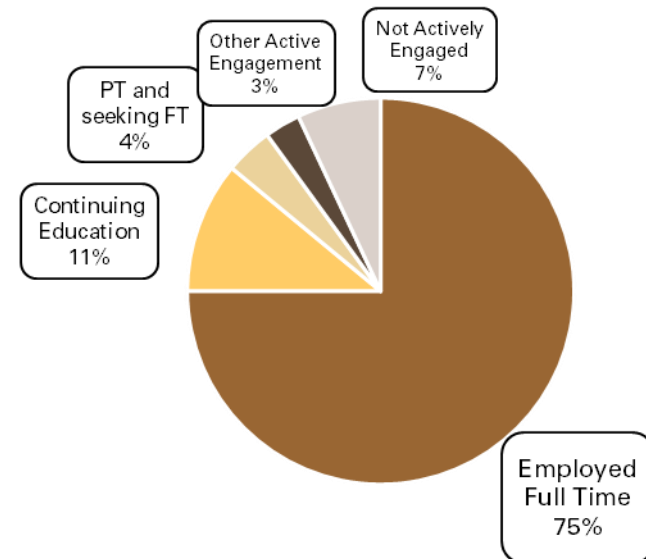
Overall

- **44** degrees were granted
- Data was obtained for **28** graduates (64%)

Of graduates for whom data was obtained:

- **93%** were actively engaged*
 - **75%** were employed full time
 - **11%** were continuing education
 - **4%** were employed part time and seeking FT
- **7%** were unemployed and seeking employment

100% (of 22 graduates who responded to the internship question) reported that they **completed an internship** or gained other work experience related to their field of study while enrolled at WMU.



Masters

- **41** degrees were granted
- Data was obtained for **25** graduates (61%)

Of graduates for whom data was obtained:

- **92%** were actively engaged*
 - **72%** were employed full time
 - **12%** were continuing education
 - **4%** were employed part time and seeking FT
- **8%** were unemployed and seeking employment

Doctoral

- **3** degrees were granted
- Data was obtained for **3** graduates (100%)

Of graduates for whom data was obtained:

- **100%** were actively engaged*
 - **100%** were employed full time

*"Active engagement" is defined as full-time employment (including self-employment and post-graduate internships/fellowships); part-time employment (including those who are seeking and those who are not seeking full-time employment); continuing education; or military service. Categories not included in active engagement are unemployed and seeking employment; not seeking employment; and volunteering.

Employment

Of the **21** Counseling Psychology graduates who reported full-time employment:

10 graduates (48%) provided salary information.

The median reported salary range was **\$40,001–\$45,000***

85% reported that their job was related to their degree
(of 13 graduates who answered this question)

95% reported that they were working in Michigan
(of 19 graduates who provided their employment location)

Sample Job Titles and Employers

Behavioral Health Consultant at Family Health Center of Battle Creek
Case Manager for SED Youth at Family and Children Services
Director at The Family Center
Executive Director at Harbortown Treatment Center, PLLC
Home-based Therapist at Arbor Circle
Mental Health Therapist and Chemical Dependency Therapist at
Psychological Consultants of Michigan
Psychologist at Department of Human Services, State of Michigan
Sexual Health Coordinator/Therapist in higher education

Social Worker at Lutheran Social Services of Michigan
Staff Psychologist at Pine Rest Christian Mental Health SW Clinic
Staff Therapist at University Counseling Center
Student Engagement Intervention Coordinator at Kalamazoo Center for
Youth and Community
Substance Abuse Counselor at Eastern Clinic
Temporary Limited License Psychologist
Therapist at Lakeside Academy
Therapist at Recovery Technology
Training and Development at Cherry Street Health Services

*Salary data is self-reported and is not fact-checked. Median salary ranges are provided for informational purposes only and are not intended to be used for comparisons or predictions.

COUNSELOR EDUCATION

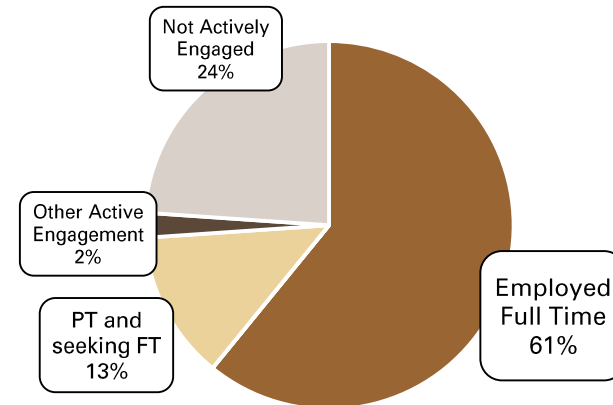
Overall

- **75** degrees were granted
- Data was obtained for **46** graduates (61 %)

Of graduates for whom data was obtained:

- **76%** were actively engaged*
 - **61%** were employed full time
 - **13%** were employed part time and seeking FT
- **20%** were unemployed and seeking employment

97% (of 37 graduates who responded to the internship question) reported that they **completed an internship** or gained other work experience related to their field of study while enrolled at WMU.



Masters

- **71** degrees were granted
- Data was obtained for **43** graduates (61 %)

Of graduates for whom data was obtained:

- **74%** were actively engaged*
 - **58%** were employed full time
 - **14%** were employed part time and seeking FT
- **21%** were unemployed and seeking employment

Doctoral

- **4** degrees were granted
- Data was obtained for **3** graduates (75%)

Of graduates for whom data was obtained:

- **100%** were actively engaged*
 - **100%** were employed full time

*"Active engagement" is defined as full-time employment (including self-employment and post-graduate internships/fellowships); part-time employment (including those who are seeking and those who are not seeking full-time employment); continuing education; or military service. Categories not included in active engagement are unemployed and seeking employment; not seeking employment; and volunteering.

Employment

Of the **28** Counselor Education graduates who reported full-time employment:

19 graduates (68%) provided salary information.

The median reported salary range was **\$35,001–\$40,000***

95% reported that their job was related to their degree
(of 19 graduates who answered this question)

83% reported that they were working in Michigan
(of 24 graduates who provided their employment location)

Sample Job Titles and Employers

Assistant Professor at Kenai Peninsula College
Career and Student Employment Advisor at KVCC
Clinical Specialist II at Protocall Services
Counselor at a community mental health organization
Director, HCoB Career Center at Western Michigan University
Home-based Clinician at Starr Commonwealth
Home-based Family Counselor at Catholic Charities
Human Resources at Kforce
Master Level Clinician at Muskegon Community Mental Health
OBRA Mental Health Worker at Barry County Community Mental Health

Outpatient Therapist at a group private practice
Physical Education Teacher at Parchment School District
Private Practice Therapist at Mental Wellness Counseling
Rehabilitation Counselor at MI Bureau of Services for Blind Persons
Residential Therapist at Addiction Treatment Services
School Counselor at K-12 School
Substance Abuse Counselor
Therapist and Case Manager at Detroit Central City Community Mental Health
Therapist at Catholic Charities
Therapist at Daybreak Mental Health
Vocational Specialist at Peckham, Inc.

*Salary data is self-reported and is not fact-checked. Median salary ranges are provided for informational purposes only and are not intended to be used for comparisons or predictions.

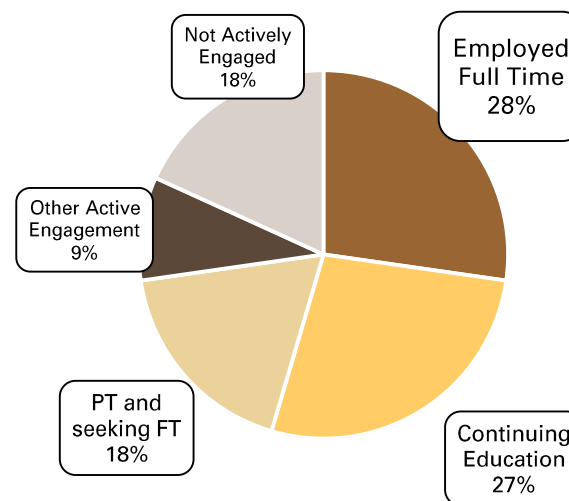
DIETETICS

- **18** baccalaureate degrees were granted
- Data was obtained for **11** graduates (61 %)

Of graduates for whom data was obtained:

- **82%** were actively engaged*
 - **28%** were employed full time
 - **27%** were continuing education
 - **18%** were employed part time and seeking FT
- **18%** were unemployed and seeking employment

70% (of 10 graduates who responded to the internship question) reported that they **completed an internship** or gained other work experience related to their field of study while enrolled at WMU.



Employment

Of the **3** Dietetics graduates who reported full-time employment, **1** graduate (33%) provided salary information.

Sample Job Titles and Employers**

Assistant Manager of Dining at WMU
Analytical Chemistry at Pfizer
Nutrition

*"Active engagement" is defined as full-time employment (including self-employment and post-graduate internships/fellowships); part-time employment (including those who are seeking and those who are not seeking full-time employment); continuing education; or military service. Categories not included in active engagement are unemployed and seeking employment; not seeking employment; and volunteering.*Salary data is self-reported and is not fact-checked. Median salary ranges are provided for informational purposes only and are not intended to be used for comparisons or predictions.

**Sample job titles and employer names may include responses to surveys conducted in 2012–13 and 2013–14.

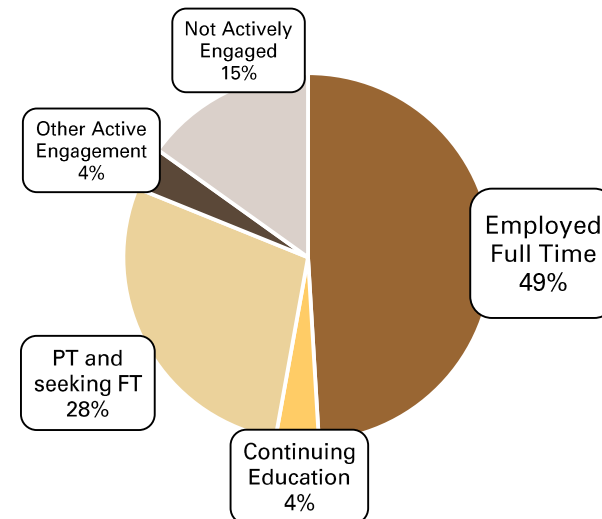
EARLY CHILDHOOD EDUCATION

- **92** baccalaureate degrees were granted
- Data was obtained for **53** graduates (58%)

Of graduates for whom data was obtained:

- **85%** were actively engaged*
 - **49%** were employed full time
 - **4%** were continuing education
 - **28%** were employed part time and seeking FT
- **13%** were unemployed and seeking employment

95% (of 40 graduates who responded to the internship question) reported that they **completed an internship** or gained other work experience related to their field of study while enrolled at WMU.



*"Active engagement" is defined as full-time employment (including self-employment and post-graduate internships/fellowships); part-time employment (including those who are seeking and those who are not seeking full-time employment); continuing education; or military service. Categories not included in active engagement are unemployed and seeking employment; not seeking employment; and volunteering.

Employment

Of the **26** Early Childhood Education graduates who reported full-time employment:

12 graduates (46%) provided salary information.

The median reported salary range was **\$30,001–\$40,000***

(NACE[†] reported national median salary, undergraduate level: \$34,800)

100% reported that their job was related to their degree
(of 15 graduates who answered this question)

70% reported that they were working in Michigan
(of 20 graduates who provided their employment location)

Sample Job Titles and Employers

1st Grade Teacher at Imagine Coolidge
1st Grade Teacher at St. Joseph Elementary School
3rd Grade Teacher at Kingman Unified School District #20
4th Grade Teacher at Estrella Vista Elementary School
6th Grade Teacher
Early Childhood Education Teacher
Intervention Specialist
Junior Kindergarten Teacher at Everest Academy
Lead PEEP Teacher at Kalamazoo Public Schools

Long-term Substitute Teacher at Paw Paw Later Elementary
Para-Educator at Birmingham Public Schools
Paraprofessional
Preschool Teacher
Reading Interventionist at Kalamazoo Public Schools
Substitute Teacher at Professional Education Services Group
Teacher at Robles Elementary
Toddler Teacher at All Saints Academy

*Salary data is self-reported and is not fact-checked. Median salary ranges are provided for informational purposes only and are not intended to be used for comparisons or predictions.

†Data is from the September 2014 Salary Survey published by the National Association of Colleges and Employers. NACE surveys employers to collect salary information for bachelor's-level graduates who are working full time.

EDUCATIONAL LEADERSHIP[†]

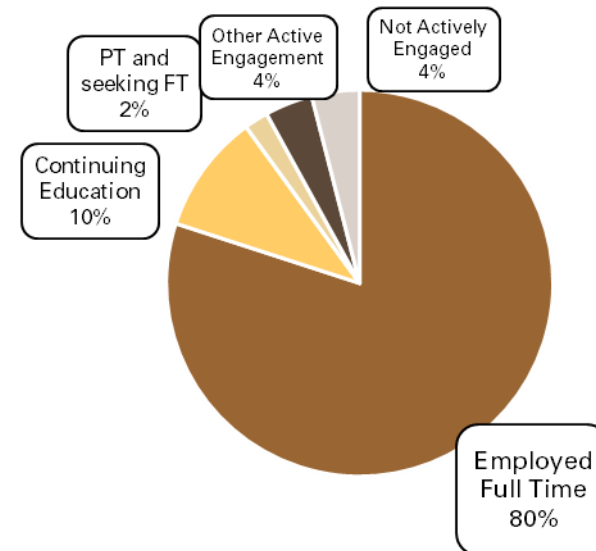
Overall

- **57** degrees were granted
- Data was obtained for **51** graduates (89%)

Of graduates for whom data was obtained:

- **96%** were actively engaged*
 - **80%** were employed full time
 - **10%** were continuing education
 - **2%** were employed part time and seeking FT
- **2%** were unemployed and seeking employment

81% (of 36 graduates who responded to the internship question) reported that they **completed an internship** or gained other work experience related to their field of study while enrolled at WMU.



Masters

- **36** degrees were granted
- Data was obtained for **31** graduates (86%)

Of graduates for whom data was obtained:

- **94%** were actively engaged*
 - **71%** were employed full time
 - **16%** were continuing education
 - **3%** were employed part time and seeking FT
- **3%** were unemployed and seeking employment

Doctoral

- **21** degrees were granted
- Data was obtained for **20** graduates (95%)

Of graduates for whom data was obtained:

- **100%** were actively engaged*
 - **95%** were employed full time

[†]Data includes graduates who earned degrees in Educational Leadership; Educational Leadership: Higher Education; Educational Leadership: HESA; Educational Leadership: Organizational Analysis; and Evaluation, Measurement, and Research.

*"Active engagement" is defined as full-time employment (including self-employment and post-graduate internships/fellowships); part-time employment (including those who are seeking and those who are not seeking full-time employment); continuing education; or military service. Categories not included in active engagement are unemployed and seeking employment; not seeking employment; and volunteering.

Employment

Of the **41** Educational Leadership graduates who reported full-time employment:

22 graduates (54%) provided salary information.

The median reported salary range was **\$60,001–\$70,000***

92% reported that their job was related to their degree
(of 24 graduates who answered this question)

72% reported that they were working in Michigan
(of 36 graduates who provided their employment location)

Sample Job Titles and Employers

Academic Advisor at Western Michigan University
 Administrator/Secondary Education at Kalamazoo Public Schools
 Assistant Dean of Students at Clarkson University
 Assistant Director of Admissions at Western Michigan University
 Assistant Director of Marketing at Western Michigan University
 Assistant Language Teacher at Shimizu Board of Education
 Assistant Professor at Lake Superior University
 Assistant to the President at Western Michigan University
 Assistant Vice President at Grand Valley State University
 Associate Dean of Student Success and Retention at Saint Norbert
 College
 Associate Director at Western Michigan University
 Associate Search Consultant at Advance Resources
 Chair of Communications and Media at Cornerstone University
 Coordinator of Student Life at Hope College
 Department Chair at a university

Director of Best Practices at Alolegiance, Inc.
 Director of Operations at a nonprofit organization
 Director of Undergraduate Diversity at Michigan State University
 Elementary Principal at Grandville Public Schools
 Faculty at Western Michigan University
 Housing and Residence Life in higher education
 Marketing at Western Michigan University
 Office Assistant at Western Michigan University
 Operations Manager at Ascension Health
 Project Data Coordinator at Western Michigan University
 Sales Analyst at Whirlpool
 Service Learning in higher education
 Teacher at Oak Park Schools
 Vice President for Development and Alumni Affairs at University of
 North Florida
 VP for Student Development and Learning at Spring Arbor University

*Salary data is self-reported and is not fact-checked. Median salary ranges are provided for informational purposes only and are not intended to be used for comparisons or predictions.

EDUCATIONAL LEADERSHIP: K12

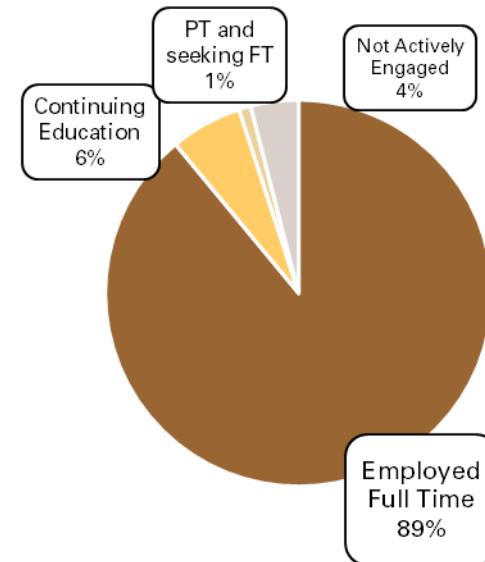
Overall

- **75** degrees were granted
- Data was obtained for **53** graduates (71 %)

Of graduates for whom data was obtained:

- **96%** were actively engaged*
 - **89%** were employed full time
 - **6%** were continuing education
 - **1%** were employed part time and seeking FT
- **4%** were unemployed and seeking employment

70% (of 37 graduates who responded to the internship question) reported that they **completed an internship** or gained other work experience related to their field of study while enrolled at WMU.



Masters

- **64** degrees were granted
- Data was obtained for **42** graduates (66%)

Of graduates for whom data was obtained:

- **95%** were actively engaged*
 - **86%** were employed full time
 - **7%** were continuing education
 - **2%** were employed part time and seeking FT
- **5%** were unemployed and seeking employment

Doctoral

- **11** degrees were granted
- Data was obtained for **11** graduates (100%)

Of graduates for whom data was obtained:

- **100%** were actively engaged*
 - **100%** were employed full time

*"Active engagement" is defined as full-time employment (including self-employment and post-graduate internships/fellowships); part-time employment (including those who are seeking and those who are not seeking full-time employment); continuing education; or military service. Categories not included in active engagement are unemployed and seeking employment; not seeking employment; and volunteering.

Of the **47** Educational Leadership: K12 graduates who reported full-time employment:

30 graduates (64%) provided salary information.

The median reported salary range was **\$60,001–\$65,000***

97% reported that their job was related to their degree
(of 31 graduates who answered this question)

93% reported that they were working in Michigan
(of 44 graduates who provided their employment location)

Sample Job Titles and Employers

6th Grade Teacher at Caledonia Community Schools
Assistant Principal at Kent City Community Schools
Assistant Principal at Orchard View Public Schools
Assistant Superintendent at Mattawan Consolidated School
Behavior Specialist at a school
Behavior Support/Basketball Coach at Kalamazoo Public Schools
Coordinator of District/School Improvement and Grants at Forest Hills Public Schools
Dean of Students at Muskegon Public Schools
Director of Student Teaching at Cornerstone University
Early Childhood Supervisor at Ingham Intermediate School District
Education K-12 at Godwin Heights Public Schools
Educational Supervisor at a school
Educator at Northview Public Schools
Educator at Battle Creek Public School
Educator at Rockford Public Schools
Elementary Technology Teacher at West Michigan Academy of Environmental Science
English and History Teacher at Belding Area Schools
Math Teacher at Olivet Community Schools
Parent Liaison Coordinator at Covert Public Schools

Principal at East Kentwood Freshman Campus
Principal at Forest Hills Public Schools
Principal at Gull Lake Middle School
Principal at Lansing School District
Principal at West Catholic High School
Principal at Western School District
Probation Officer
Regional Assessment Coordinator at Uplift Education
Response to Interventionalist at Orchard View Public Schools
School Superintendent at Harper Creek Community Schools
Spanish Teacher at Sturgis Public Schools
Special Education Teacher at Adams Township Schools
Special Education Teacher at Van Buren Intermediate School District
Supervisor of Social Studies and Career & Technical Education
Curriculum at Grand Rapids Public Schools
Teacher at Dowagiac Schools
Teacher at Kalamazoo Public Schools
Teacher at Olivet Community Schools
Teacher at Portage Public Schools
Teacher at Round Rock ISD
Worship Director at Cherry Creek Community Church

*Salary data is self-reported and is not fact-checked. Median salary ranges are provided for informational purposes only and are not intended to be used for comparisons or predictions.

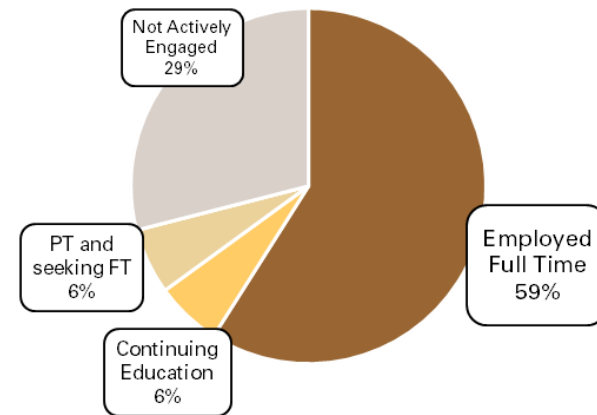
EDUCATIONAL TECHNOLOGY

- **25** graduate degrees/certificates were granted
- Data was obtained for **17** graduates (68%)

Of graduates for whom data was obtained:

- **71%** were actively engaged*
 - **59%** were employed full time
 - **6%** were continuing education
 - **6%** were employed part time and seeking FT
- **24%** were unemployed and seeking employment

54% (of 13 graduates who responded to the internship question) reported that they **completed an internship** or gained other work experience related to their field of study while enrolled at WMU.



Employment

Of the **10** Educational Technology graduates who reported full-time employment:

6 graduates (60%) provided salary information.

The median reported salary range was **\$55,001–\$60,000**

50% reported that their job was related to their degree
(of 6 graduates who answered this question)

90% reported that they were working in Michigan
(of 10 graduates who provided their employment location)

Sample Job Titles and Employers***

2nd Grade Teacher at Detroit Merit Charter Academy
4th Grade Teacher
Faculty Specialist at Western Michigan University
History and Language Teacher at Grand Haven High School
Instructional Technology Consultant and Teacher at Jenison Public Schools

Mathematics Teacher at New Buffalo Area Schools
Teacher at Athens Area Schools
Teacher at Juan Pablo Duarte School
Teacher at White Lake Area Community Education
Webmaster and Instructor at Western Michigan University

*"Active engagement" is defined as full-time employment (including self-employment and post-graduate internships/fellowships); part-time employment (including those who are seeking and those who are not seeking full-time employment); continuing education; or military service. Categories not included in active engagement are unemployed and seeking employment; not seeking employment; and volunteering.

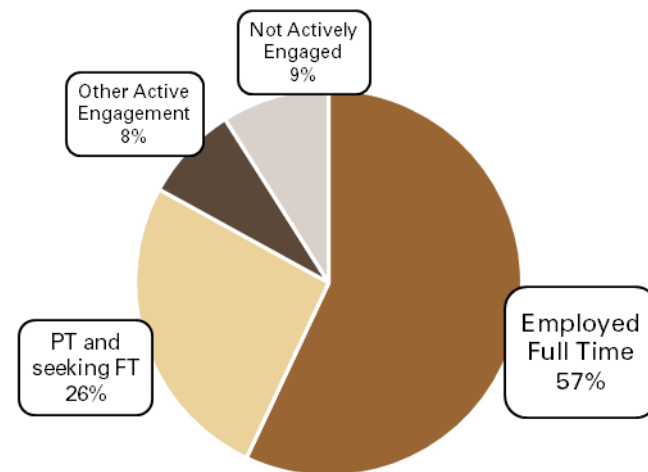
**Salary data is self-reported and is not fact-checked. Median salary ranges are provided for informational purposes only and are not intended to be used for comparisons or predictions.

ELEMENTARY PROFESSIONAL EDUCATION

- **40** baccalaureate degrees were granted
- Data was obtained for **23** graduates (58%)

Of graduates for whom data was obtained:

- **91%** were actively engaged*
 - **57%** were employed full time
 - **26%** were employed part time and seeking FT
- **4%** were unemployed and seeking employment



100% (of 22 graduates who responded to the internship question) reported that they **completed an internship** or gained other work experience related to their field of study while enrolled at WMU.

* "Active engagement" is defined as full-time employment (including self-employment and post-graduate internships/fellowships); part-time employment (including those who are seeking and those who are not seeking full-time employment); continuing education; or military service. Categories not included in active engagement are unemployed and seeking employment; not seeking employment; and volunteering.

Employment

Of the **13** Elementary Professional Education graduates who reported full-time employment:

9 graduates (69%) provided salary information.

The median reported salary range was **\$35,001–\$40,000***

(NACE[†] reported national median salary: \$38,400)

100% reported that their job was related to their degree
(of 11 graduates who answered this question)

67% reported that they were working in Michigan
(of 12 graduates who provided their employment location)

Sample Job Titles and Employers

2nd Grade Teacher at Grand Haven Area Public Schools
2nd Grade Teacher at Kalamazoo Public Schools
4th Grade Teacher at Countryside Academy
4th Grade Teacher at Littleton Elementary School District
Guest Teacher at EDUStaff, LLC

Long Term Substitute Teacher at Comstock Public Schools
Substitute Teacher at PESG
Teacher at Cartwright Elementary School District
Teacher/Paraprofessional at STEM Academy, Comstock Public Schools

*Salary data is self-reported and is not fact-checked. Median salary ranges are provided for informational purposes only and are not intended to be used for comparisons or predictions.

†Data is from the September 2014 Salary Survey published by the National Association of Colleges and Employers. NACE surveys employers to collect salary information for bachelor's-level graduates who are working full time.

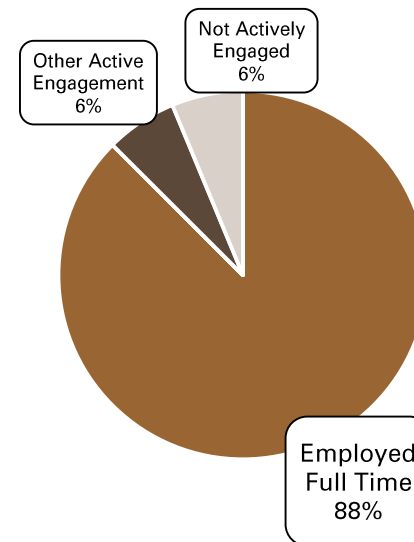
FAMILY AND CONSUMER SCIENCES

- **18** masters degrees were granted
- Data was obtained for **16** graduates (89%)

Of graduates for whom data was obtained:

- **94%** were actively engaged*
 - **88%** were employed full time
- **6%** were unemployed and seeking employment

83% (of 12 graduates who responded to the internship question) reported that they **completed an internship** or gained other work experience related to their field of study while enrolled at WMU.



*"Active engagement" is defined as full-time employment (including self-employment and post-graduate internships/fellowships); part-time employment (including those who are seeking and those who are not seeking full-time employment); continuing education; or military service. Categories not included in active engagement are unemployed and seeking employment; not seeking employment; and volunteering.

Employment

Of the **14** Family and Consumer Sciences graduates who reported full-time employment:

8 graduates (57%) provided salary information.

The median reported salary range was **\$50,001–\$60,000***

100% reported that their job was related to their degree
(of 8 graduates who answered this question)

83% reported that they were working in Michigan
(of 12 graduates who provided their employment location)

Sample Job Titles and Employers

Supervisor of Community Programs at Spectrum Health
Legislative Liaison at Michigan Department of Education
Community Health Educator at Spectrum Health
Registered Dietitian at Cherry Street Health Services
Registered Dietitian at Unidine
School Nurse at a Public School

Renal Dietitian at DaVita
Supervisor at Grand Rapids Public Schools
Evidence Based Product Development Consultant
Instructor for the Ready for Life Program
Services Supervisor at State of Michigan
Registered Nurse at Grand Rapids Public Schools

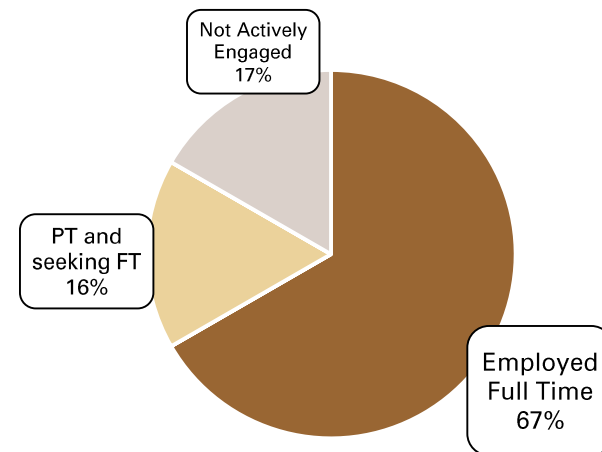
*Salary data is self-reported and is not fact-checked. Median salary ranges are provided for informational purposes only and are not intended to be used for comparisons or predictions.

FAMILY AND CONSUMER SCIENCES TEACHING PROGRAMS

- **13** baccalaureate degrees were granted
- Data was obtained for **12** graduates (92%)

Of graduates for whom data was obtained:

- **83%** were actively engaged*
 - **67%** were employed full time
 - **17%** were employed part time and seeking FT
- **17%** were unemployed and seeking employment



100% (of 9 graduates who responded to the internship question) reported that they **completed an internship** or gained other work experience related to their field of study while enrolled at WMU.

* "Active engagement" is defined as full-time employment (including self-employment and post-graduate internships/fellowships); part-time employment (including those who are seeking and those who are not seeking full-time employment); continuing education; or military service. Categories not included in active engagement are unemployed and seeking employment; not seeking employment; and volunteering.

Employment

Of the **8** Family and Consumer Sciences Teaching Programs graduates who reported full-time employment:

5 graduates (62%) provided salary information.

The median reported salary range was **\$40,000–\$45,000***

83% reported that their job was related to their degree
(of 6 graduates who answered this question)

67% reported that they were working in Michigan
(of 6 graduates who provided their employment location)

Sample Job Titles and Employers

CIS Instructor at Tech Center
Substitute Teacher at PESG
Applied Technology Teacher at James B. Conant High School
Teacher at School District in Southeast Michigan

Construction/Drafting Instructor at South Bend Community School Corp
Teacher at Chippewa Valley Public Schools
Instructor at Kellogg Community College

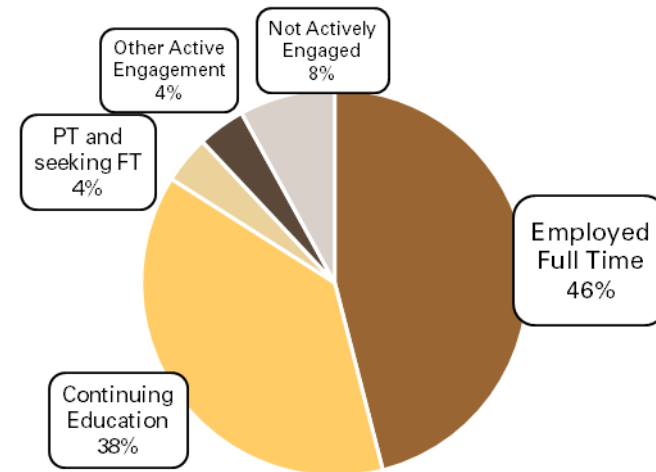
*Salary data is self-reported and is not fact-checked. Median salary ranges are provided for informational purposes only and are not intended to be used for comparisons or predictions.

FAMILY STUDIES

- **40** baccalaureate degrees were granted
- Data was obtained for **24** graduates (60%)

Of graduates for whom data was obtained:

- **92%** were actively engaged*
 - **46%** were employed full time
 - **38%** were continuing education
 - **4%** were employed part time and seeking FT
- **4%** were unemployed and seeking employment



100% (of 20 graduates who responded to the internship question) reported that they **completed an internship** or gained other work experience related to their field of study while enrolled at WMU.

* "Active engagement" is defined as full-time employment (including self-employment and post-graduate internships/fellowships); part-time employment (including those who are seeking and those who are not seeking full-time employment); continuing education; or military service. Categories not included in active engagement are unemployed and seeking employment; not seeking employment; and volunteering.

Employment

Of the **11** Family Studies graduates who reported full-time employment:

6 graduates (55%) provided salary information.

The median reported salary range was **\$25,001–\$30,000***

86% reported that their job was related to their degree
(of 7 graduates who answered this question)

100% reported that they were working in Michigan
(of 10 graduates who provided their employment location)

Sample Job Titles and Employers

Building Supervisor/Member Services at YMCA of Greater Kalamazoo
Infant Toddler Educator at EightCAP, Inc. Early Head Start
Lead Preschool Teacher at New Genesis Learning Center
Lead Teacher at Appletree Christian Learning Center
Lead Teacher at Kindercare Learning Center

Lead Teacher with Early Head Start at Head Start
Preschool Teacher at Appletree Christian Learning Center
Prevention Specialist at CARES of Southwest Michigan
Senior Executive Management Assistant at Department of Human
Services

*Salary data is self-reported and is not fact-checked. Median salary ranges are provided for informational purposes only and are not intended to be used for comparisons or predictions.

HEALTH AND PHYSICAL EDUCATION†

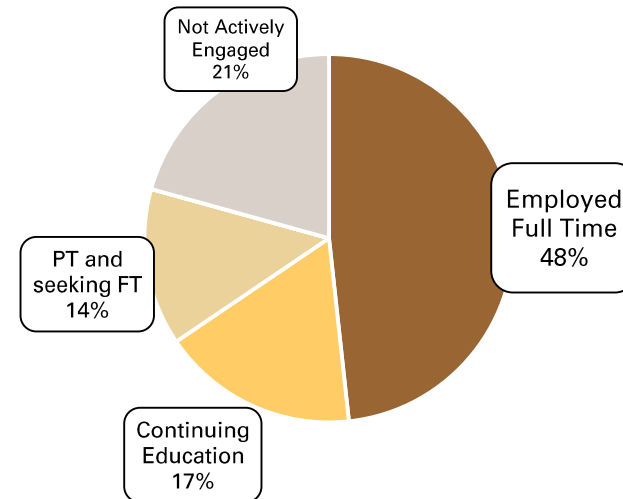
Overall

- **51** degrees were granted
- Data was obtained for **29** graduates (57%)

Of graduates for whom data was obtained:

- **79%** were actively engaged*
 - **48%** were employed full time
 - **17%** were continuing education
 - **14%** were employed part time and seeking FT
- **17%** were unemployed and seeking employment

95% (of 21 graduates who responded to the internship question) reported that they **completed an internship** or gained other work experience related to their field of study while enrolled at WMU.



Undergraduate

- **32** degrees were granted
- Data was obtained for **16** graduates (50%)

Of graduates for whom data was obtained:

- **69%** were actively engaged*
 - **31%** were employed full time
 - **19%** were continuing education
 - **19%** were employed part time and seeking FT
- **31%** were unemployed and seeking employment

Graduate

- **19** degrees were granted
- Data was obtained for **13** graduates (68%)

Of graduates for whom data was obtained:

- **92%** were actively engaged*
 - **69%** were employed full time
 - **15%** were continuing education
 - **8%** were employed part time and seeking FT

†Data includes graduates who earned degrees in Health Education and Physical Education.

*"Active engagement" is defined as full-time employment (including self-employment and post-graduate internships/fellowships); part-time employment (including those who are seeking and those who are not seeking full-time employment); continuing education; or military service. Categories not included in active engagement are unemployed and seeking employment; not seeking employment; and volunteering.

Employment

Of the **14** Health and Physical Education graduates who reported full-time employment:

6 graduates (43%) provided salary information.

The median reported salary range was **\$40,001–\$50,000***

(NACE[†] reported national median salary, undergraduate level: \$41,800)

100% reported that their job was related to their degree
(of 6 graduates who answered this question)

73% reported that they were working in Michigan
(of 11 graduates who provided their employment location)

Sample Job Titles and Employers

Football Coach at North Carolina Central University
Health and Physical Education Teacher/Athletic Director at Wellspring
Preparatory High School
Lacrosse Director at BJ Sports
Lead Teacher at Appletree Christian Learning Center
Paraprofessional at Portage Public Schools

Physical Education Teacher at Tippecanoe Valley School Corp
Substitute Teacher at Calhoun Community High School
Teacher at Fairfax County Public School
Teacher at Kalamazoo Public Schools
Teacher at Traverse Bay Area ISD

*Salary data is self-reported and is not fact-checked. Median salary ranges are provided for informational purposes only and are not intended to be used for comparisons or predictions.

†Data is from the September 2014 Salary Survey published by the National Association of Colleges and Employers. NACE surveys employers to collect salary information for bachelor's-level graduates who are working full time.

HUMAN PERFORMANCE[†]

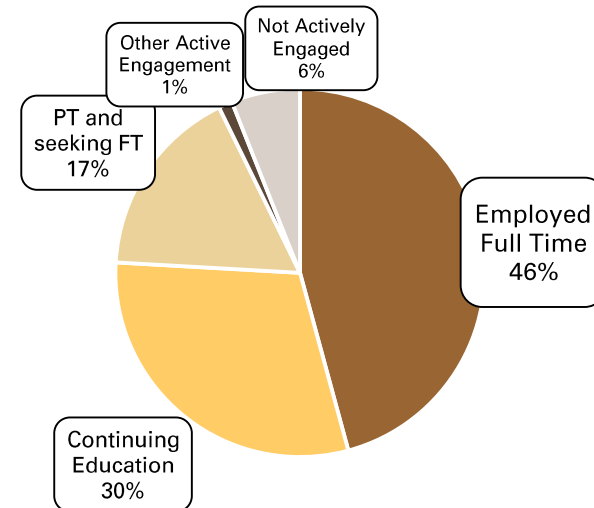
Overall

- **158** degrees were granted
- Data was obtained for **83** graduates (53%)

Of graduates for whom data was obtained:

- **94%** were actively engaged*
 - **46%** were employed full time
 - **30%** were continuing education
 - **17%** were employed part time and seeking FT
- **5%** were unemployed and seeking employment

95% (of 55 graduates who responded to the internship question) reported that they **completed an internship** or gained other work experience related to their field of study while enrolled at WMU.



Undergraduate

- **112** degrees were granted
- Data was obtained for **54** graduates (48%)

Of graduates for whom data was obtained:

- **91%** were actively engaged*
 - **30%** were employed full time
 - **43%** were continuing education
 - **17%** were employed part time and seeking FT
- **7%** were unemployed and seeking employment

Graduate

- **46** degrees were granted
- Data was obtained for **29** graduates (63%)

Of graduates for whom data was obtained:

- **100%** were actively engaged*
 - **76%** were employed full time
 - **7%** were continuing education
 - **17%** were employed part time and seeking FT

[†]Data includes graduates who earned degrees in Athletic Training; Coaching Sport Performance; Exercise Science; Recreation; and Sport Management.

*"Active engagement" is defined as full-time employment (including self-employment and post-graduate internships/fellowships); part-time employment (including those who are seeking and those who are not seeking full-time employment); continuing education; or military service. Categories not included in active engagement are unemployed and seeking employment; not seeking employment; and volunteering.

Employment

Of the **38** Human Performance graduates who reported full-time employment:

15 graduates (39%) provided salary information.

The median reported salary range was **\$35,001–\$40,000***

(NACE[†] reported national median salary, undergraduate level: \$33,600)

93% reported that their job was related to their degree
(of 15 graduates who answered this question)

53% reported that they were working in Michigan
(of 32 graduates who provided their employment location)

Sample Job Titles and Employers

Assistant Athletic Director at Oakland Christian School
Assistant Manager at The Vitamin Shoppe
Associate Services Sales Representative at Cicso
Assurance Associate at PwC
Athletic Trainer at St. Joseph Hospital
Athletic Trainer at Work-Fit, Inc.
Certified Athletic Trainer at Accelerated Rehabilitation Centers
Certified Athletic Trainer at Athletico
Certified Athletic Trainer at Kalamazoo Christian High School
Certified Personal Trainer at Allegro Coaching
Clinical Researcher at Epic Researcher and Diagnostics
Coach at Western Michigan University
Corporate Compliance and Outbound Program Manager at Foreign
Links Around the Globe
Corporate Wellness
Direct Care Staff at Family and Children Services

Head Athletic Trainer at Indiana University South Bend
Head Kettlebell Instructor at Pravda Kettlebell
Health and Fitness Specialist at Medifit
Healthy Living Coordinator at YMCA of Greater Houston
Instructor of Wellness Education and Assistant Athletic Trainer at
Culver Academies
Lecturer at a university
Operations Assistant at Human Movement Management
Outreach Athletic Trainer at Accelerated Rehabilitation Centers
Personal Trainer at Lifetime Fitness
Program Assistant at University of Michigan
Strength Coach at Sparta
Teacher at South Bend Community Schools Corporation
Technical Administrative Specialist
Youth Program Director at CrossFit AZO
Youth Program Director at Sherman Lake YMCA

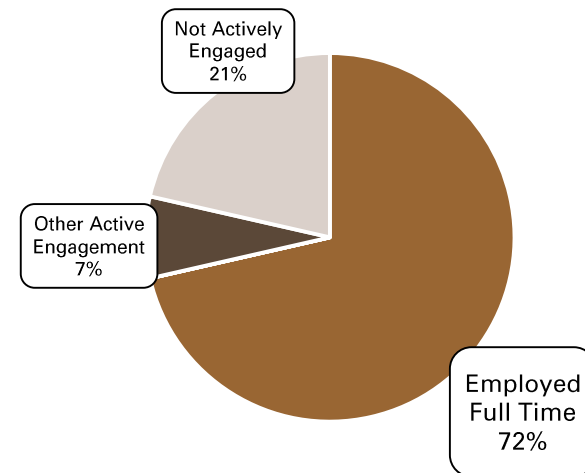
*Salary data is self-reported and is not fact-checked. Median salary ranges are provided for informational purposes only and are not intended to be used for comparisons or predictions.

†Data is from the September 2014 Salary Survey published by the National Association of Colleges and Employers. NACE surveys employers to collect salary information for bachelor's-level graduates who are working full time.

INTERIOR DESIGN

- **15** baccalaureate degrees were granted
- Data was obtained for **14** graduates (93%)
 - Of graduates for whom data was obtained:
 - **79%** were actively engaged*
 - **72%** were employed full time
 - **14%** were unemployed and seeking employment

100% (of 9 graduates who responded to the internship question) reported that they **completed an internship** or gained other work experience related to their field of study while enrolled at WMU.



Employment

Of the **10** Interior Design graduates who reported full-time employment:

7 graduates (70%) provided salary information.

The median reported salary range was **\$30,001–\$35,000****

100% reported that their job was related to their degree
(of 7 graduates who answered this question)

100% reported that they were working in Michigan
(of 10 graduates who provided their employment location)

Sample Job Titles and Employers

Design Specialist at Scholten Kitchen and Bath
Interior Design at Nxtwall
Interior Designer at Lakeland Healthcare
Interior Designer at Michigan Tile & Carpet Co.
Interior Designer at TowerPinkster

Interior Designer at Western Michigan University
Retail/Interior Designer at Central Tile
Sales at The Tile Shop
Selections Coordinator at AVB
Visual Merchandiser at Art Van Furniture

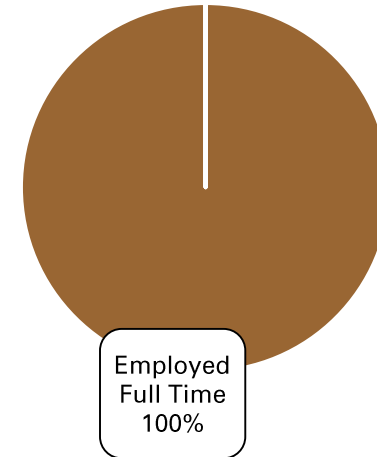
*"Active engagement" is defined as full-time employment (including self-employment and post-graduate internships/fellowships); part-time employment (including those who are seeking and those who are not seeking full-time employment); continuing education; or military service. Categories not included in active engagement are unemployed and seeking employment; not seeking employment; and volunteering.

**Salary data is self-reported and is not fact-checked. Median salary ranges are provided for informational purposes only and are not intended to be used for comparisons or predictions.

LITERACY STUDIES

- **14** graduate degrees were granted
- Data was obtained for **10** graduates (71 %)
 - Of graduates for whom data was obtained:
 - **100%** were actively engaged*
 - **100%** were employed full time

38% (of 8 graduates who responded to the internship question) reported that they **completed an internship** or gained other work experience related to their field of study while enrolled at WMU.



Employment

Of the **10** Literacy Studies graduates who reported full-time employment:

9 graduates (90%) provided salary information.

The median reported salary range was **\$35,001–\$40,000****

100% reported that their job was related to their degree
(of 9 graduates who answered this question)

100% reported that they were working in Michigan
(of 10 graduates who provided their employment location)

Sample Job Titles and Employers

Early College English Instructor at Montcalm Community College
Educator at Union City Community Schools
Kindergarten Teacher at Kalamazoo Public Schools
Special Education Teacher at Portage Public Schools

Student Services, Student Mentor/Coach at K
Teacher at Dowagiac Union Schools
Teacher at Kalamazoo Public Schools
Teacher at Vicksburg Community Schools

*"Active engagement" is defined as full-time employment (including self-employment and post-graduate internships/fellowships); part-time employment (including those who are seeking and those who are not seeking full-time employment); continuing education; or military service. Categories not included in active engagement are unemployed and seeking employment; not seeking employment; and volunteering.

**Salary data is self-reported and is not fact-checked. Median salary ranges are provided for informational purposes only and are not intended to be used for comparisons or predictions.

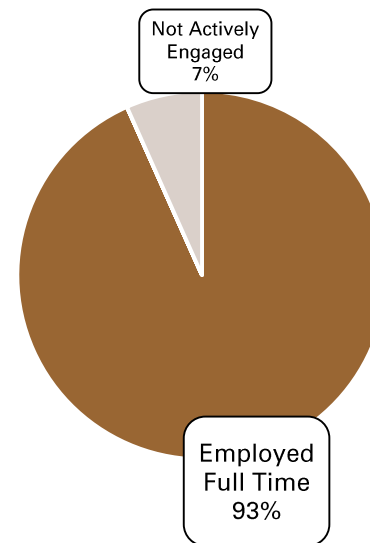
ORGANIZATIONAL LEARNING AND PERFORMANCE

- **17** graduate degrees were granted
- Data was obtained for **15** graduates (88%)

Of graduates for whom data was obtained:

- **93%** were actively engaged*
 - **93%** were employed full time
- **0%** were unemployed and seeking employment

50% (of 10 graduates who responded to the internship question) reported that they **completed an internship** or gained other work experience related to their field of study while enrolled at WMU.



* "Active engagement" is defined as full-time employment (including self-employment and post-graduate internships/fellowships); part-time employment (including those who are seeking and those who are not seeking full-time employment); continuing education; or military service. Categories not included in active engagement are unemployed and seeking employment; not seeking employment; and volunteering.

Employment

Of the **14** Organizational Learning and Performance graduates who reported full-time employment:

9 graduates (64%) provided salary information.

The median reported salary range was **\$65,001–\$70,000***

89% reported that their job was related to their degree
(of 9 graduates who answered this question)

92% reported that they were working in Michigan
(of 13 graduates who provided their employment location)

Sample Job Titles and Employers

Director, Human Resources at Mercy Hospital Cadillac/Trinity Health
Director, OIT Project Management Office at WMU
Global HR Director/Talent Development and Acquisition at Pump
Solutions Group
Human Resource Generalist at Leisure Living Management
Human Resource Supervisor at L-3 Communications
Human Resources Manager and Business Partner at Lowe's

Learning and Development Consultant at Optimme Performance, LLC
Manager of Human Resources at a manufacturing company
President and CEO at Mobile Health Resources
Sales Manager at Memories Bridal and Evening Wear
Supervisor of Business Services at Berrien RESA
Talent Planning and Engagement Analyst at Stryker

*Salary data is self-reported and is not fact-checked. Median salary ranges are provided for informational purposes only and are not intended to be used for comparisons or predictions.

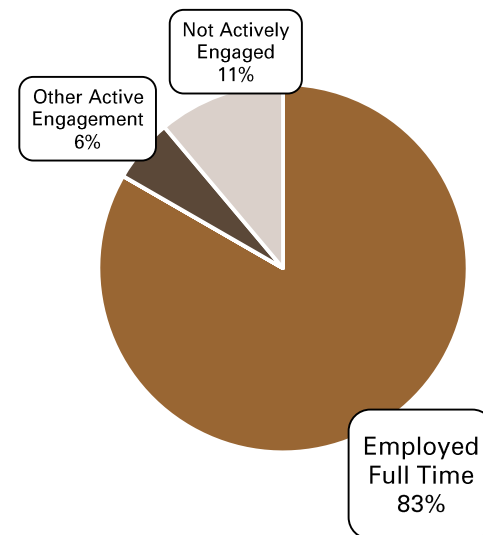
PRACTICE OF TEACHING

- **32** graduate degrees were granted
- Data was obtained for **18** graduates (56%)

Of graduates for whom data was obtained:

- **89%** were actively engaged*
 - **83%** were employed full time
- **11%** were unemployed and seeking employment

67% (of 15 graduates who responded to the internship question) reported that they **completed an internship** or gained other work experience related to their field of study while enrolled at WMU.



* "Active engagement" is defined as full-time employment (including self-employment and post-graduate internships/fellowships); part-time employment (including those who are seeking and those who are not seeking full-time employment); continuing education; or military service. Categories not included in active engagement are unemployed and seeking employment; not seeking employment; and volunteering.

Employment

Of the **15** Practice of Teaching graduates who reported full-time employment:

12 graduates (80%) provided salary information.

The median reported salary range was **\$35,001–\$45,000***

100% reported that their job was related to their degree
(of 12 graduates who answered this question)

100% reported that they were working in Michigan
(of 14 graduates who provided their employment location)

Sample Job Titles and Employers

Kindergarten Teacher at Lake Michigan Catholic Schools
Math Teacher at Byron Center West Middle School
Math Teacher at Sturgis Public Schools
Middle School Teacher at Kalamazoo Public Schools
Middle School Teacher at PCHS
Secondary Physics Teacher at Kalamazoo Public Schools
Site Supervisor at LDT Construction

Teacher at GRPS
Teacher at Kentwood Public Schools
Teacher at Mona Shores Public Schools
Teacher at Saint Joseph Public Schools
Teacher at Zeeland Public Schools
Technology Coach/Teacher at Holy Trinity Catholic School

*Salary data is self-reported and is not fact-checked. Median salary ranges are provided for informational purposes only and are not intended to be used for comparisons or predictions.

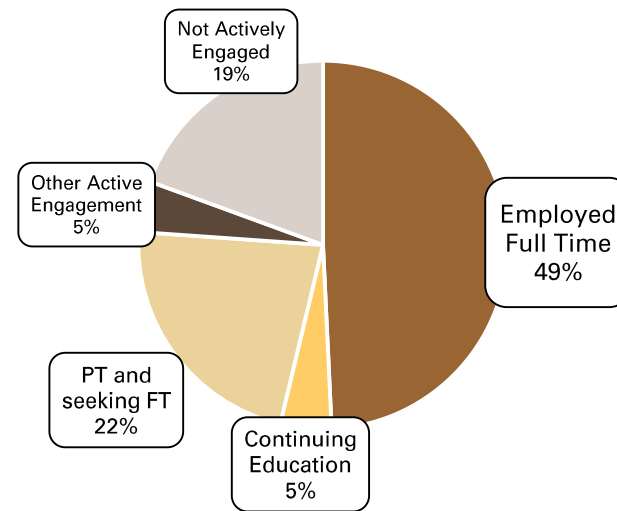
SECONDARY EDUCATION[†]

- **113** baccalaureate degrees were granted
- Data was obtained for **67** graduates (59%)

Of graduates for whom data was obtained:

- **81%** were actively engaged*
 - **49%** were employed full time
 - **5%** were continuing education
 - **22%** were employed part time and seeking FT
- **16%** were unemployed and seeking employment

98% (of 58 graduates who responded to the internship question) reported that they **completed an internship** or gained other work experience related to their field of study while enrolled at WMU.



[†]Data includes graduates who earned degrees from Secondary Education programs in the following departments: Biology; Chemistry; Earth Science; English; French; Geography; German; History; Latin; Mathematics; Physics; Social Studies; and Spanish.

*"Active engagement" is defined as full-time employment (including self-employment and post-graduate internships/fellowships); part-time employment (including those who are seeking and those who are not seeking full-time employment); continuing education; or military service. Categories not included in active engagement are unemployed and seeking employment; not seeking employment; and volunteering.

Employment

Of the **33** Secondary Education graduates who reported full-time employment:

19 graduates (58%) provided salary information.

The median reported salary range was **\$30,001–\$35,000***

(NACE[†] reported national median salary: \$40,000)

91% reported that their job was related to their degree
(of 22 graduates who answered this question)

78% reported that they were working in Michigan
(of 32 graduates who provided their employment location)

Sample Job Titles and Employers

8th Grade Social Studies Teacher at Douglas County School District
Administrative Support Specialist at Pine Lake Fund
CIS Instructor at Tech Center
Data Analyst at Communications
Educational Specialist at Let's Talk About It CMH
English Language Arts Teacher at Gull Lake High School
GIS Specialist at Western Land
High School Algebra Teacher at Ridgeview High School
Long Term Substitute Teacher at Pennfield Middle School
Long Term Substitute Teacher at Utica Community Schools

Social Studies Teacher at Trailside Point Elementary School
Social Studies Teacher/Language Arts Teacher at O&M Hostos School
Spanish Teacher
Spanish Teacher at Grand River Preparatory High School
Substitute Teacher at Professional Education Services Group
Teacher at Charleston County School District
Teacher at Chippewa Valley Public Schools
Teacher at Kalamazoo Public Schools
Teacher at South Canton Scholars Academy
WMU Dining Services Student Supervisor at WMU Dining Services

*Salary data is self-reported and is not fact-checked. Median salary ranges are provided for informational purposes only and are not intended to be used for comparisons or predictions.

†Data is from the September 2014 Salary Survey published by the National Association of Colleges and Employers. NACE surveys employers to collect salary information for bachelor's-level graduates who are working full time.

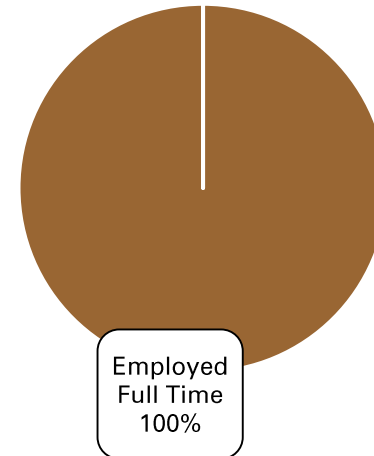
SOCIOCULTURAL STUDIES OF EDUCATION†

- **6** masters degrees were granted
- Data was obtained for **5** graduates (83%)

Of graduates for whom data was obtained:

- **100%** were actively engaged*
- **100%** were employed full time

75% (of 4 graduates who responded to the internship question) reported that they **completed an internship** or gained other work experience related to their field of study while enrolled at WMU.



Employment

Of the **5** Socio-Cultural Studies of Education graduates who reported full-time employment:

4 graduates (80%) provided salary information.

WMU salary medians are not reported for groups of fewer than 5 graduates.

75% reported that their job was related to their degree
(of 4 graduates who answered this question)

80% reported that they were working in Michigan
(of 5 graduates who provided their employment location)

Sample Job Titles and Employers

Organizational Development Consultant at Spectrum Health
Outreach Coordinator at Western Michigan University

Sales at Johnson & Johnson, Japan
Teacher, Theatre Improv & Scriptwriting at Kalamazoo RESA

*"Active engagement" is defined as full-time employment (including self-employment and post-graduate internships/fellowships); part-time employment (including those who are seeking and those who are not seeking full-time employment); continuing education; or military service. Categories not included in active engagement are unemployed and seeking employment; not seeking employment; and volunteering.

SPECIAL EDUCATION

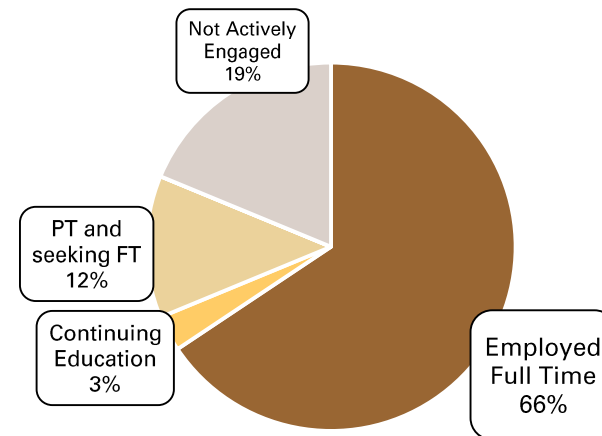
Overall

- **61** degrees were granted
- Data was obtained for **32** graduates (52%)

Of graduates for whom data was obtained:

- **81%** were actively engaged*
 - **66%** were employed full time
 - **3%** were continuing education
 - **12%** were employed part time and seeking FT
- **16%** were unemployed and seeking employment

96% (of 27 graduates who responded to the internship question) reported that they **completed an internship** or gained other work experience related to their field of study while enrolled at WMU.



Undergraduate

- **44** degrees were granted
- Data was obtained for **26** graduates (59%)

Of graduates for whom data was obtained:

- **77%** were actively engaged*
 - **58%** were employed full time
 - **4%** were continuing education
 - **15%** were employed part time and seeking FT
- **19%** were unemployed and seeking employment

Graduate

- **17** degrees were granted
- Data was obtained for **6** graduates (35%)

Of graduates for whom data was obtained:

- **100%** were actively engaged*
 - **100%** were employed full time

*"Active engagement" is defined as full-time employment (including self-employment and post-graduate internships/fellowships); part-time employment (including those who are seeking and those who are not seeking full-time employment); continuing education; or military service. Categories not included in active engagement are unemployed and seeking employment; not seeking employment; and volunteering.

Employment

Of the **21** Special Education graduates who reported full-time employment:

14 graduates (67%) provided salary information.

The median reported salary range was **\$30,001–\$40,000***

(NACE[†] reported national median salary, undergraduate level: \$42,300)

100% reported that their job was related to their degree
(of 15 graduates who answered this question)

83% reported that they were working in Michigan
(of 18 graduates who provided their employment location)

Sample Job Titles and Employers

Director at Martin Public Schools
 EI Resource Teacher at Mattawan Consolidated Schools
 General Education Teacher
 Kindergarten Teacher at Cornerstone Charter Schools- Madison Carver Academy
 Long Term Substitute Teacher at Chippewa Valley High School
 Moderate Cognitive Impairment Teacher at Kalamazoo Regional Educational Services Agency (WoodsEdge Learning Center)

Principal at Montcalm Area ISD
 Special Education Substitute Teacher at Kalamazoo Public Schools
 Special Education Teacher at Climax-Scotts Community Schools
 Special Education Teacher at Kalamazoo Public Schools
 Special Education Teacher at Springfield Middle School

*Salary data is self-reported and is not fact-checked. Median salary ranges are provided for informational purposes only and are not intended to be used for comparisons or predictions.

†Data is from the September 2014 Salary Survey published by the National Association of Colleges and Employers. NACE surveys employers to collect salary information for bachelor's-level graduates who are working full time.

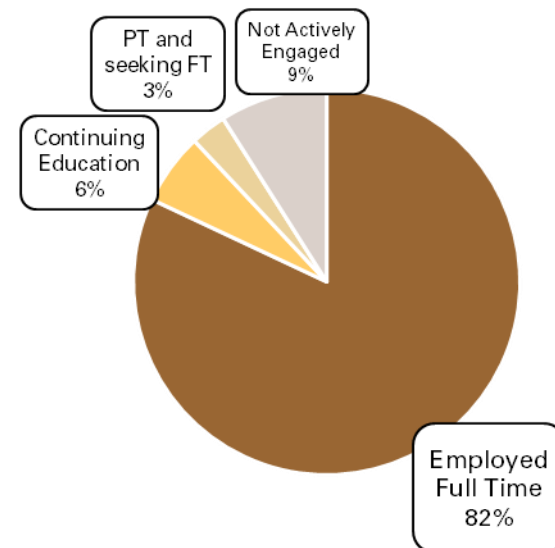
TEXTILE AND APPAREL STUDIES

- **42** baccalaureate degrees were granted
- Data was obtained for **34** graduates (81 %)

Of graduates for whom data was obtained:

- **91%** were actively engaged*
 - **82%** were employed full time
 - **6%** were continuing education
 - **3%** were employed part time and seeking FT
- **9%** were unemployed and seeking employment

87% (of 15 graduates who responded to the internship question) reported that they **completed an internship** or gained other work experience related to their field of study while enrolled at WMU.



* "Active engagement" is defined as full-time employment (including self-employment and post-graduate internships/fellowships); part-time employment (including those who are seeking and those who are not seeking full-time employment); continuing education; or military service. Categories not included in active engagement are unemployed and seeking employment; not seeking employment; and volunteering.

Employment

Of the **28** Textile and Apparel Studies graduates who reported full-time employment:

9 graduates (32%) provided salary information.

The median reported salary range was **\$30,001–\$35,000***

80% reported that their job was related to their degree
(of 10 graduates who answered this question)

58% reported that they were working in Michigan
(of 24 graduates who provided their employment location)

Sample Job Titles and Employers

Assistant Manager and Visual Merchandiser at Dry Goods USA
Co-Manager at Ann Taylor LOFT
Consultant at David's Bridal
Core Service Consultant at PNC
Junior Merchant at Holly Ringle
Manager at Michael Kors
Menswear Stylist at Ralph Lauren
Merchandise Associate at Meijer
Merchandise Coordinator at TJX
Merchandise Specialist at Kohl's
Merchandising Associate at Meijer
National Sales Recruiter at Total Quality Logistics

Outside Sales Representative at TruGreen LandCare
Peer Advisor at Gap
Production Assistant at Five Currents
Retail Administrator at The Posh Mommy Online Boutique
Retail Management Development Internship at Nordstrom
Retail Manager at Sears
Sales Associate at Nordstrom
Sales at Trunk Club
Sales Lead at a retail company
Store Manager at ALDO Group
Stylist at Trunk Club
Visual Merchandiser at Carson Pirie Scott & Co

*Salary data is self-reported and is not fact-checked. Median salary ranges are provided for informational purposes only and are not intended to be used for comparisons or predictions.

COLLEGE OF ENGINEERING AND APPLIED SCIENCES

Overview

- **445** students earned degrees from the College of Engineering and Applied Sciences.
- Data was obtained for **71.0%** of graduates from the College of Engineering and Applied Sciences (316 graduates).

Post-Graduation Activity

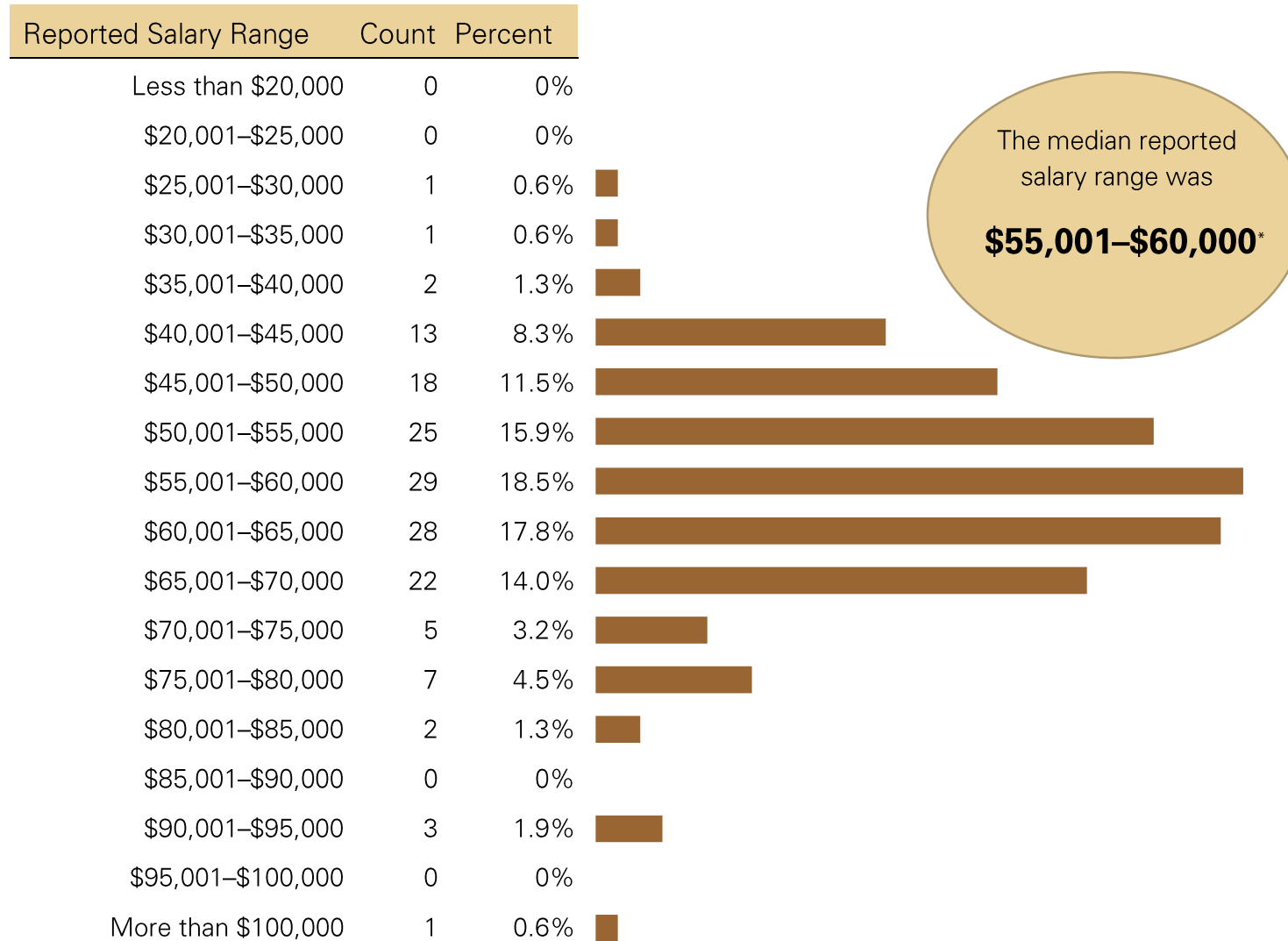
- **90.2%** of graduates were **actively engaged**.

	Percent	Count
Actively Engaged	90.2%	285
Employed full time*	80.7%	255
Continuing education	6.3%	20
Military service	0.9%	3
Employed part time, not seeking full time employment	0.6%	2
Employed part time and seeking full time employment	1.6%	5
Not Actively Engaged	9.8%	31
Volunteering	0.0%	0
Not immediately seeking employment	0.6%	2
Unemployed and seeking employment	9.2%	29

*Students who responded with the following primary activity categories were included in counts for *Employed full time*: "Employed full time or have accepted full-time employment" (248 graduates; 78.5% of total); "Post-graduation internship/fellowship" (4 graduates; 1.3% of total); and "Self-employed" (3 graduates; 0.9% of total).

Salaries (full-time employment)

Of the **255** College of Engineering and Applied Sciences graduates who reported full-time employment, **157** graduates (61.6%) provided salary information.



*Salary data is self-reported and is not fact-checked. Salary counts are provided for informational purposes only and are not intended to be used for comparisons or predictions.

Degree Types

Degree level	Total number of graduates	Post-graduation data was obtained for:	
		count	percent
Baccalaureate	312	232	74.4%
Masters	125	78	62.4%
Doctoral	8	6	75.0%

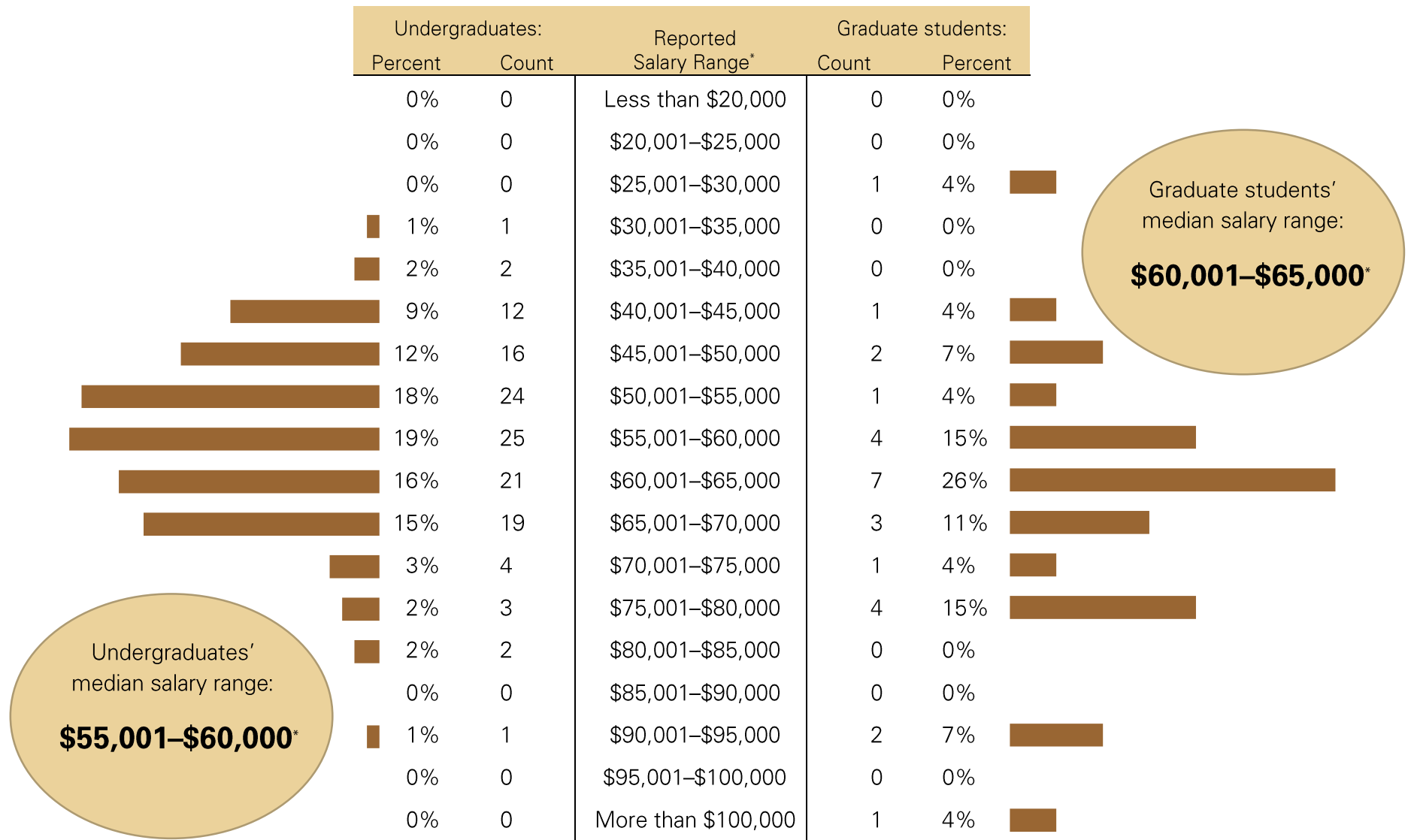
Post-Graduation Activity by Degree Type

- **93.1%** of undergraduates and **82.1%** of graduate students were **actively engaged**.

Undergraduates			Graduate students	
Count	Percent		Percent	Count
216	93.1%	Actively Engaged	82.1%	69
197	84.9%	Employed full time*	69.0%	58
11	4.7%	Continuing education	10.7%	9
3	1.3%	Military service	0.0%	0
1	0.4%	Employed part time, not seeking full time employment	1.2%	1
4	1.7%	Employed part time and seeking full time employment	1.2%	1
16	6.9%	Not Actively Engaged	17.9%	15
0	0.0%	Volunteering	0.0%	0
1	0.4%	Not immediately seeking employment	1.2%	1
15	6.5%	Unemployed and seeking employment	16.7%	14

*Students who responded with the following primary activity categories were included in counts for *Employed full time*: "Employed full time or have accepted full-time employment"; "Post-graduation internship/fellowship"; and "Self-employed".

Salaries (full-time employment) by Degree Type



*Salary data is self-reported and is not fact-checked. Salary counts are provided for informational purposes only and are not intended to be used for comparisons or predictions.

Employment Information

Graduates who reported full-time employment were also asked to provide the location of their employment and to say to what extent their work was related to the degree they earned at WMU.

	Number of students reporting full-time employment	Location data was obtained for:		Reported location of employment (percent)		
		Count	Percent	In Michigan	Elsewhere in the US	Outside the United States
Whole College	255	235	92%	72%	24%	4%
Undergraduate	197	187	95%	78%	21%	1%
Graduate	58	48	83%	52%	33%	15%

	Number of students reporting full-time employment	Students who reported to what extent their job was related to their degree:		Percent of respondents who said their job was related:
		Count	Percent	
Whole College	255	161	63%	91%
Undergraduate	197	131	66%	89%
Graduate	58	30	52%	97%

Internship Completion

All graduates were asked whether they “participated in an experiential education activity” such as an internship or gained other work experience related to their field of study while enrolled at WMU.

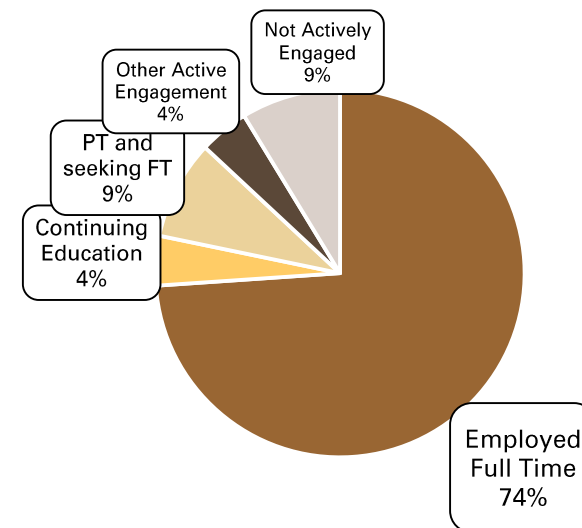
	Total number of graduates	Students who responded to the internship question:		Respondents who reported completing an internship:	
		Count	Percent	Count	Percent
Whole College	445	220	49%	183	83%
Undergraduate	312	166	53%	150	90%
Graduate	133	54	41%	33	61%

AEROSPACE ENGINEERING

- **34** baccalaureate degrees were granted
- Data was obtained for **23** graduates (68%)

Of graduates for whom data was obtained:

- **91%** were actively engaged*
 - **74%** were employed full time
 - **4%** were continuing education
 - **9%** were employed part time and seeking FT
- **9%** were unemployed and seeking employment



76% (of 17 graduates who responded to the internship question) reported that they **completed an internship** or gained other work experience related to their field of study while enrolled at WMU.

* "Active engagement" is defined as full-time employment (including self-employment and post-graduate internships/fellowships); part-time employment (including those who are seeking and those who are not seeking full-time employment); continuing education; or military service. Categories not included in active engagement are unemployed and seeking employment; not seeking employment; and volunteering.

Employment

Of the **17** Aerospace Engineering graduates who reported full-time employment:

10 graduates (59%) provided salary information.

The median reported salary range was **\$50,001–\$60,000***

(NACE[†] reported national median salary: \$62,900)

70% reported that their job was related to their degree
(of 10 graduates who answered this question)

64% reported that they were working in Michigan
(of 14 graduates who provided their employment location)

Sample Job Titles and Employers

2d Lt/Medical Service Corps at USAF
Account Manager at Rockwell Automation
CAD Technician at Stryker
Engineer at Duncan Aviation
Engineer at Flowserve
Engineering Associate at Fabri-Kal
Engineering Production Support at Cessna Aviation
Manufacturing Engineer at Hexcel

Mechanical/Structural Engineer at Gulfstream Aerospace
Product Development Engineer at Micro-LAM
Product Engineer at G.W. Lisk
Production Support Engineer at Gentex
Rotation Engineer at Williams International
System Design Engineer at SecurAlarm Systems Inc.
Thermal Performance Engineer at Nissan Motor Company

*Salary data is self-reported and is not fact-checked. Median salary ranges are provided for informational purposes only and are not intended to be used for comparisons or predictions.

†Data is from the September 2014 Salary Survey published by the National Association of Colleges and Employers. NACE surveys employers to collect salary information for bachelor's-level graduates who are working full time.

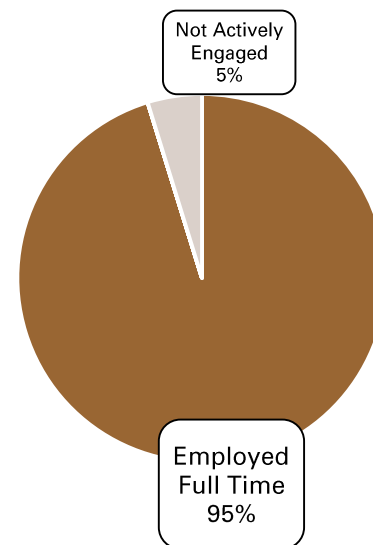
CHEMICAL ENGINEERING

- **29** baccalaureate degrees were granted
- Data was obtained for **21** graduates (72%)

Of graduates for whom data was obtained:

- **95%** were actively engaged*
 - **95%** were employed full time
- **5%** were unemployed and seeking employment

100% (of 18 graduates who responded to the internship question) reported that they **completed an internship** or gained other work experience related to their field of study while enrolled at WMU.



* "Active engagement" is defined as full-time employment (including self-employment and post-graduate internships/fellowships); part-time employment (including those who are seeking and those who are not seeking full-time employment); continuing education; or military service. Categories not included in active engagement are unemployed and seeking employment; not seeking employment; and volunteering.

Employment

Of the **20** Chemical Engineering graduates who reported full-time employment:

16 graduates (80%) provided salary information.

The median reported salary range was **\$60,001–\$70,000***

(NACE[†] reported national median salary: \$65,000)

94% reported that their job was related to their degree
(of 16 graduates who answered this question)

63% reported that they were working in Michigan
(of 19 graduates who provided their employment location)

Sample Job Titles and Employers

Chemical Engineer Rotational Position at MeadWestVaco
 Construction at Craiger Construction
 Design Analysis I at Thermaltech Engineering
 Distillation Formulator at WILD Flavors, Inc.
 District Engineer at Industrial Water Treatment
 Global Paint Launch Engineer at Ford Motor Company
 Improvement Engineer at Dow Chemical
 Paint Technical Representative at Abednego Environmental Services
 Process Control Engineer at Georgia Pacific
 Process Engineer at Aerotek/Pfizer

Process Engineer at CRB Engineers
 Process Engineer at Ford Motor Company
 Process Engineer at Graphic Packaging International
 Process Engineer at New-Indy Containerboard
 Project Engineer at USG
 Safety Engineer at J Rettenmaier
 Special Project Coordinator at an environmental company
 Technical Sales Engineer at Nalco
 Technical Service Representative at Huntsman

*Salary data is self-reported and is not fact-checked. Median salary ranges are provided for informational purposes only and are not intended to be used for comparisons or predictions.

†Data is from the September 2014 Salary Survey published by the National Association of Colleges and Employers. NACE surveys employers to collect salary information for bachelor's-level graduates who are working full time.

CIVIL AND CONSTRUCTION ENGINEERING[†]

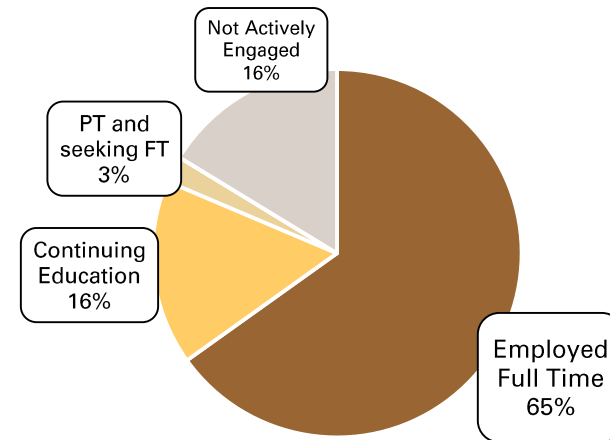
Overall

- **53** degrees were granted
- Data was obtained for **43** graduates (81 %)

Of graduates for whom data was obtained:

- **84%** were actively engaged*
 - **65%** were employed full time
 - **16%** were continuing education
 - **3%** were employed part time and seeking FT
- **14%** were unemployed and seeking employment

85% (of 27 graduates who responded to the internship question) reported that they **completed an internship** or gained other work experience related to their field of study while enrolled at WMU.



Undergraduate

- **32** degrees were granted
- Data was obtained for **25** graduates (78%)

Of graduates for whom data was obtained:

- **96%** were actively engaged*
 - **80%** were employed full time
 - **16%** were continuing education
- **4%** were unemployed and seeking employment

Graduate

- **21** degrees were granted
- Data was obtained for **18** graduates (86%)

Of graduates for whom data was obtained:

- **67%** were actively engaged*
 - **44%** were employed full time
 - **17%** were continuing education
 - **6%** were employed part time and seeking FT
- **28%** were unemployed and seeking employment

[†]Data includes graduates who earned degrees in Civil Engineering and Construction Engineering.

*"Active engagement" is defined as full-time employment (including self-employment and post-graduate internships/fellowships); part-time employment (including those who are seeking and those who are not seeking full-time employment); continuing education; or military service. Categories not included in active engagement are unemployed and seeking employment; not seeking employment; and volunteering.

Employment

Of the **28** Civil and Construction Engineering graduates who reported full-time employment:

14 graduates (50%) provided salary information.

The median reported salary range was **\$50,001–\$55,000***

(NACE[†] reported national median salary, undergraduate level: \$57,300)

100% reported that their job was related to their degree
(of 16 graduates who answered this question)

61% reported that they were working in Michigan
(of 28 graduates who provided their employment location)

Sample Job Titles and Employers

Assistant Estimator/Project Manager at Jergens Piping Corp.
Civil EIT at Wightman & Associates, Inc.
Civil Engineer at Material's Testing
Civil Engineer at Wade Trim
Construction Representative I at Alfred Benesch & Company
Engineer at Kimley-Horn & Associates
Engineer at Soil and Materials Engineers
Engineer I/Metering & Regulation at Consumers Energy
Engineer II at Commonwealth Associates
Engineer in Training at Wightman & Associates, Inc.
Engineer/EIT at Wade Trim
Field Engineer at Aristeo

Highway Engineer at Civil Engineering
ITS Engineer at URS Corporation
Project Engineer at AVB
Project Engineer at F.H. Paschen
Project Engineer at Miller-Davis
Project Engineer at SKY Technical & Construction
Project Engineer at The Christman Company
Project Engineer at The Walsh Troup
Project Superintendent at AVB
Staff Civil Engineer at Fishbeck, Thompson, Carr & Huber, Inc.
Transportation EIT at HDR Inc.

*Salary data is self-reported and is not fact-checked. Median salary ranges are provided for informational purposes only and are not intended to be used for comparisons or predictions.

†Data is from the September 2014 Salary Survey published by the National Association of Colleges and Employers. NACE surveys employers to collect salary information for bachelor's-level graduates who are working full time.

COMPUTER SCIENCE

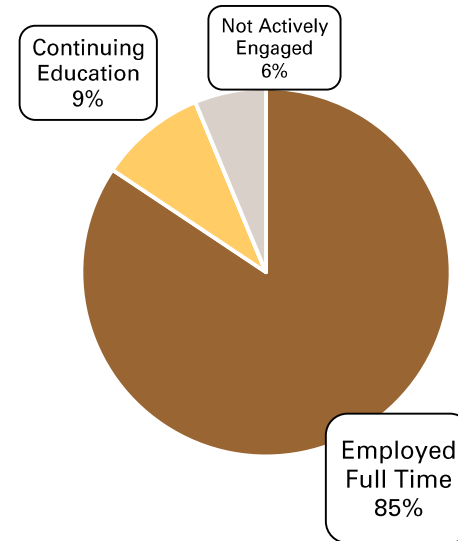
Overall

- **53** degrees were granted
- Data was obtained for **32** graduates (60%)

Of graduates for whom data was obtained:

- **94%** were actively engaged*
 - **84%** were employed full time
 - **9%** were continuing education
- **6%** were unemployed and seeking employment

72% (of 25 graduates who responded to the internship question) reported that they **completed an internship** or gained other work experience related to their field of study while enrolled at WMU.



Undergraduate

- **33** degrees were granted
- Data was obtained for **20** graduates (61%)

Of graduates for whom data was obtained:

- **95%** were actively engaged*
 - **95%** were employed full time
- **5%** were unemployed and seeking employment

Graduate

- **20** degrees were granted
- Data was obtained for **12** graduates (60%)

Of graduates for whom data was obtained:

- **92%** were actively engaged*
 - **67%** were employed full time
 - **25%** were continuing education
- **8%** were unemployed and seeking employment

*"Active engagement" is defined as full-time employment (including self-employment and post-graduate internships/fellowships); part-time employment (including those who are seeking and those who are not seeking full-time employment); continuing education; or military service. Categories not included in active engagement are unemployed and seeking employment; not seeking employment; and volunteering.

Employment

Of the **27** Computer Science graduates who reported full-time employment:

17 graduates (63%) provided salary information.

The median reported salary range was **\$55,001–\$60,000***

(NACE[†] reported national median salary, undergraduate level: \$64,100)

100% reported that their job was related to their degree
(of 17 graduates who answered this question)

52% reported that they were working in Michigan
(of 23 graduates who provided their employment location)

Sample Job Titles and Employers

Application Development Analyst at Priority Health
Associate Software Developer at Auto Owners Insurance
Consultant at Sogeti
Database Consultant at Teradata
Default Specialist at PNC
Entry-Level Software Developer at Breuer & Co LLC
Java Developer at Systems in Motion
Junior Developer at Systems In Motion
Junior Software Developer at Software Development
Junior Software Developer at Systems In Motion
Network Engineer at Eimo Technologies

Network Operations Engineer at Apple
Online Systems DevOps Engineer at S2 Games
Senior iOS Engineer at Anghami
Software Application Developer at TCPWave, Inc.
Software Developer at Epic
Software Developer at IT Company
Software Developer at Sg2
Software Developer at WickeyWare
Software Development Engineer in Test at Communications
Software Engineer at Thomson Reuters
Web Developer at Systems in Motion

*Salary data is self-reported and is not fact-checked. Median salary ranges are provided for informational purposes only and are not intended to be used for comparisons or predictions.

†Data is from the September 2014 Salary Survey published by the National Association of Colleges and Employers. NACE surveys employers to collect salary information for bachelor's-level graduates who are working full time.

ELECTRICAL AND COMPUTER ENGINEERING[†]

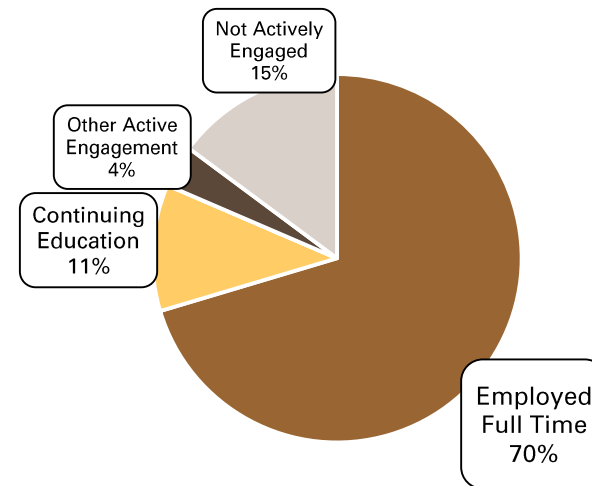
Overall

- **89** degrees were granted
- Data was obtained for **54** graduates (61 %)

Of graduates for whom data was obtained:

- **85%** were actively engaged*
 - **70%** were employed full time
 - **11%** were continuing education
- **15%** were unemployed and seeking employment

69% (of 36 graduates who responded to the internship question) reported that they **completed an internship** or gained other work experience related to their field of study while enrolled at WMU.



Undergraduate

- **49** degrees were granted
- Data was obtained for **35** graduates (71 %)

Of graduates for whom data was obtained:

- **89%** were actively engaged*
 - **74%** were employed full time
 - **11%** were continuing education
- **11%** were unemployed and seeking employment

Graduate

- **40** degrees were granted
- Data was obtained for **19** graduates (48%)

Of graduates for whom data was obtained:

- **79%** were actively engaged*
 - **63%** were employed full time
 - **11%** were continuing education
- **21%** were unemployed and seeking employment

[†]Data includes graduates who earned degrees in Computer Engineering; Electrical and Computer Engineering; and Electrical Engineering.

*"Active engagement" is defined as full-time employment (including self-employment and post-graduate internships/fellowships); part-time employment (including those who are seeking and those who are not seeking full-time employment); continuing education; or military service. Categories not included in active engagement are unemployed and seeking employment; not seeking employment; and volunteering.

Employment

Of the **38** Electrical and Computer Engineering graduates who reported full-time employment:

19 graduates (50%) provided salary information.

The median reported salary range was **\$55,001–\$60,000***

(NACE[†] reported national median salary, undergraduate level: \$60,900)

80% reported that their job was related to their degree
(of 20 graduates who answered this question)

70% reported that they were working in Michigan
(of 33 graduates who provided their employment location)

Sample Job Titles and Employers

Aerospace Ground Equipment Technician at US Air Force Reserve
Application Engineer at Siemens
Assistant Manager at Uncle Ed's Oil Shoppe
Associate Electrical Engineer at Marinette Marine
Associate Engineer at Intertek
Associate Software Engineer at Bosch
Controls Engineer at JR Automation
Dimplex Thermal Solutions
Electrical Design Engineer at Atlantic Design Group
Electrical Designer at TowerPinkster
Electrical Engineer at an automotive company
Electrical Engineer at NASA
Electrical Engineer at Safari Circuits
Electrical Engineer at Thermaltech Engineering
Electrical Engineer at Wirtz Manufacturing

Electrical Project Engineer at Georgia Pacific
Engineer I/Electric Asset Management at Consumers Energy
Field Engineer at Leidos
Field Test Engineer at Intel Corporation
Ford College Graduate at Ford Motor Company
IT Technology Specialist at Landscape Forms
Laboratory Operations Engineer at Whirlpool
Powertrain Electrical Engineer at Chrysler
Powertrain Software Engineer at Chrysler
Software Development Senior Analyst at DELL
Software Test Engineer at Visteon Corporation
Surveyor/Engineer, Approval CMC at DNV GL-Maritime
Systems Test Engineer at General Motors
Telecom Engineer at INTEL Corp.
Test Engineer at Stryker

*Salary data is self-reported and is not fact-checked. Median salary ranges are provided for informational purposes only and are not intended to be used for comparisons or predictions.

†Data is from the September 2014 Salary Survey published by the National Association of Colleges and Employers. NACE surveys employers to collect salary information for bachelor's-level graduates who are working full time.

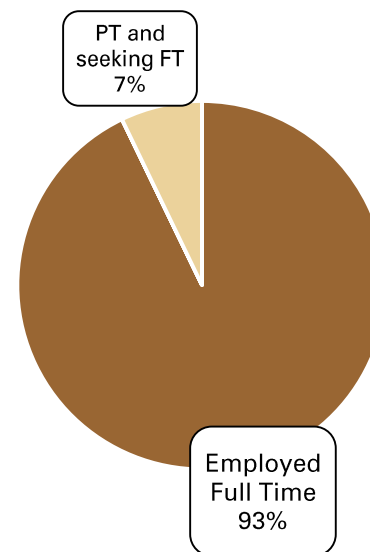
ENGINEERING DESIGN TECHNOLOGY

- **19** baccalaureate degrees were granted
- Data was obtained for **14** graduates (74%)

Of graduates for whom data was obtained:

- **100%** were actively engaged*
 - **93%** were employed full time
 - **7%** were employed part time and seeking FT

88% (of 8 graduates who responded to the internship question) reported that they **completed an internship** or gained other work experience related to their field of study while enrolled at WMU.



* "Active engagement" is defined as full-time employment (including self-employment and post-graduate internships/fellowships); part-time employment (including those who are seeking and those who are not seeking full-time employment); continuing education; or military service. Categories not included in active engagement are unemployed and seeking employment; not seeking employment; and volunteering.

Employment

Of the **13** Engineering Design Technology graduates who reported full-time employment:

7 graduates (54%) provided salary information.

The median reported salary range was **\$55,001–\$60,000***

(NACE[†] reported national median salary: \$59,700)

71% reported that their job was related to their degree
(of 7 graduates who answered this question)

83% reported that they were working in Michigan
(of 12 graduates who provided their employment location)

Sample Job Titles and Employers

Design Engineer at Getman Corporation
Facilities Project Engineer Associate at MPI Research
Industrial Systems Product Engineer at a manufacturing company
Manufacturing Engineer at MAGNA: AIM Systems-Warren
Master Designer at Eaton
Product Design Engineer at Dimplex Thermal Solutions

Product Design Engineer at Gast Manufacturing
Production Control/Material Planner at Borroughs Corporation
Production Support Engineer at Gentex
Quality Engineer Intern at Mann & Hummel
Solutions Engineer at Panasonic Factory Solutions of America
Specials Product Designer at Steelcase

*Salary data is self-reported and is not fact-checked. Median salary ranges are provided for informational purposes only and are not intended to be used for comparisons or predictions.

†Data is from the September 2014 Salary Survey published by the National Association of Colleges and Employers. NACE surveys employers to collect salary information for bachelor's-level graduates who are working full time.

ENGINEERING MANAGEMENT[†]

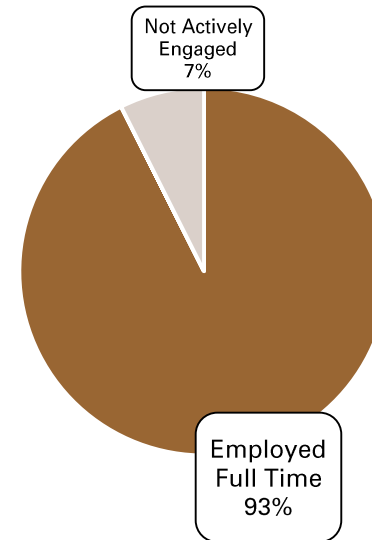
Overall

- **42** degrees were granted
- Data was obtained for **27** graduates (64%)

Of graduates for whom data was obtained:

- **93%** were actively engaged*
 - **93%** were employed full time
- **7%** were unemployed and seeking employment

76% (of 17 graduates who responded to the internship question) reported that they **completed an internship** or gained other work experience related to their field of study while enrolled at WMU.



Undergraduate

- **22** degrees were granted
- Data was obtained for **16** graduates (73%)

Of graduates for whom data was obtained:

- **94%** were actively engaged*
 - **94%** were employed full time
- **6%** were unemployed and seeking employment

Graduate

- **20** degrees were granted
- Data was obtained for **11** graduates (55%)

Of graduates for whom data was obtained:

- **91%** were actively engaged*
 - **91%** were employed full time
- **9%** were unemployed and seeking employment

[†]Data includes graduates who earned degrees in Engineering Management and Engineering Management Technology.

*"Active engagement" is defined as full-time employment (including self-employment and post-graduate internships/fellowships); part-time employment (including those who are seeking and those who are not seeking full-time employment); continuing education; or military service. Categories not included in active engagement are unemployed and seeking employment; not seeking employment; and volunteering.

Employment

Of the **25** Engineering Management graduates who reported full-time employment:

15 graduates (60%) provided salary information.

The median reported salary range was **\$50,001–\$55,000***

100% reported that their job was related to their degree
(of 15 graduates who answered this question)

96% reported that they were working in Michigan
(of 23 graduates who provided their employment location)

Sample Job Titles and Employers

Account Engineer at a manufacturing company
Electrical Engineer at Spartan Motors, Inc.
Electrical Engineer at Spartan Motors, Inc.
Engineering Manager at GA Richards
IE Specialist at UPS Supply Chain Solutions
Jr Quality Assurance Tester at Systems in Motion
Lead Engineer at Eaton
Lead Supplier Quality Engineer at GE Aviation
Lead Systems Engineer at Eaton
Manufacturing Engineer at Summit Polymers
Manufacturing Engineer at Weber Specialties Co.
Mechanical Engineer at c2ae

Operations Manager-Transportation Technologies at Intertek
Packaging Engineer at Kellogg
Preconstruction Engineer at Barton Malow Company
Process Engineer at Pfizer
Process Engineer at WMU Facilities Management
Production Support Engineer at Gentex
Program Manager at Mann & Hummel
Project Engineer at Summit Polymers
Purchasing Engineer at a manufacturing company
Quality Process Engineer at eAgile
Sales in the paper industry

*Salary data is self-reported and is not fact-checked. Median salary ranges are provided for informational purposes only and are not intended to be used for comparisons or predictions.

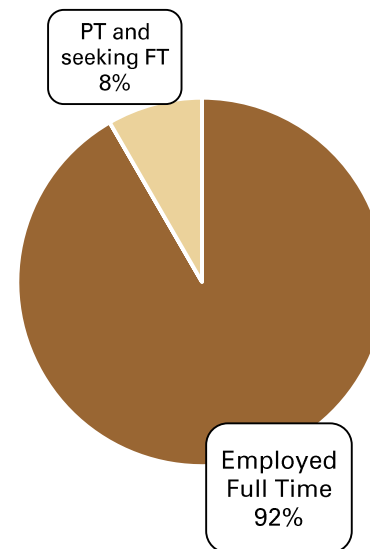
GRAPHIC AND PRINTING SCIENCE

- **14** baccalaureate degrees were granted
- Data was obtained for **12** graduates (86%)

Of graduates for whom data was obtained:

- **100%** were actively engaged*
 - **92%** were employed full time
 - **8%** were employed part time and seeking FT

100% (of 7 graduates who responded to the internship question) reported that they **completed an internship** or gained other work experience related to their field of study while enrolled at WMU.



*"Active engagement" is defined as full-time employment (including self-employment and post-graduate internships/fellowships); part-time employment (including those who are seeking and those who are not seeking full-time employment); continuing education; or military service. Categories not included in active engagement are unemployed and seeking employment; not seeking employment; and volunteering.

Employment

Of the **11** Graphic and Printing Science graduates who reported full-time employment:

6 graduates (55%) provided salary information.

The median reported salary range was **\$40,001–\$45,000***

83% reported that their job was related to their degree
(of 6 graduates who answered this question)

73% reported that they were working in Michigan
(of 11 graduates who provided their employment location)

Sample Job Titles and Employers

Assistant Manager at a restaurant
Automotive Repair Specialist at G.A.R.I.
Design Engineer at Laser Precision
Digital Prepress Operator at EPI Marketing Services
Improvement Specialist at Wikoff Color Corporation
Leadership Development Associate at EGT Printing Solutions, an RR
Donnelley Company

Print Management Trainee at Manufacturing
Printing at GPI
Project Engineering in the printing industry
Senior Drafter/Designer at Whirlpool
Service Professional at a pharmaceutical packaging company

*Salary data is self-reported and is not fact-checked. Median salary ranges are provided for informational purposes only and are not intended to be used for comparisons or predictions.

INDUSTRIAL ENGINEERING[†]

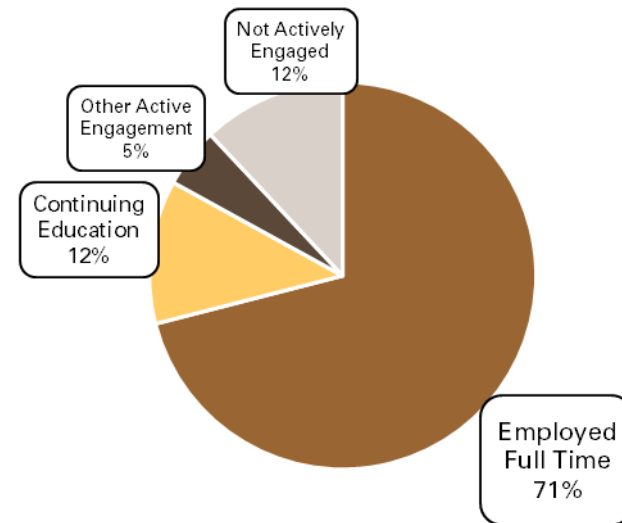
Overall

- **17** degrees were granted
- Data was obtained for **17** graduates (100%)

Of graduates for whom data was obtained:

- **88%** were actively engaged*
 - **71%** were employed full time
 - **12%** were continuing education
- **12%** were unemployed and seeking employment

91% (of 11 graduates who responded to the internship question) reported that they **completed an internship** or gained other work experience related to their field of study while enrolled at WMU.



Undergraduate

- **10** degrees were granted
- Data was obtained for **10** graduates (100%)

Of graduates for whom data was obtained:

- **80%** were actively engaged*
 - **60%** were employed full time
 - **10%** were continuing education
- **20%** were unemployed and seeking employment

Graduate

- **7** degrees were granted
- Data was obtained for **7** graduates (100%)

Of graduates for whom data was obtained:

- **100%** were actively engaged*
 - **86%** were employed full time
 - **14%** were continuing education

[†]Data includes graduates who earned degrees in Industrial and Entrepreneurial Engineering, and Industrial Engineering.

*"Active engagement" is defined as full-time employment (including self-employment and post-graduate internships/fellowships); part-time employment (including those who are seeking and those who are not seeking full-time employment); continuing education; or military service. Categories not included in active engagement are unemployed and seeking employment; not seeking employment; and volunteering.

Employment

Of the **12** Industrial Engineering graduates who reported full-time employment:

8 graduates (67%) provided salary information.

The median reported salary range was **\$60,001–\$65,000***

(NACE[†] reported national median salary, undergraduate level: \$54,300)

88% reported that their job was related to their degree
(of 8 graduates who answered this question)

82% reported that they were working in Michigan
(of 11 graduates who provided their employment location)

Sample Job Titles and Employers

Industrial Engineer at a manufacturing company
Industrial Engineer at Gentex
Manufacturing Engineer at Parker Hannifin
Manufacturing Engineer at Piston Group
Platoon Leader at Army National Guard
Process Engineer at Spectrum Health

Project Engineer at Chemico Systems
Sales Engineer at Rockwell Automation
Sales Engineer at Toyoda Machinery USA
SCM Project Management at Eaton
Student Records Senior Functional Analyst at Grand Rapids
Community College

*Salary data is self-reported and is not fact-checked. Median salary ranges are provided for informational purposes only and are not intended to be used for comparisons or predictions.

†Data is from the September 2014 Salary Survey published by the National Association of Colleges and Employers. NACE surveys employers to collect salary information for bachelor's-level graduates who are working full time.

MANUFACTURING ENGINEERING[†]

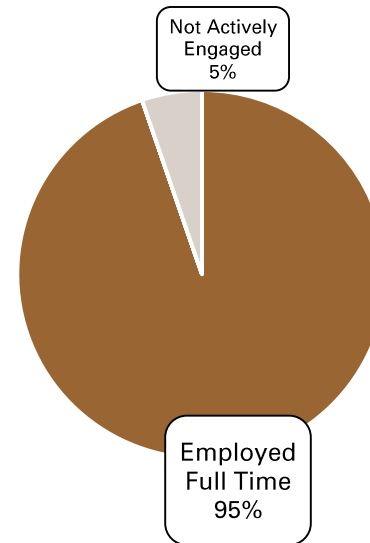
Overall

- **25** degrees were granted
- Data was obtained for **19** graduates (76%)

Of graduates for whom data was obtained:

- **95%** were actively engaged*
 - **95%** were employed full time
- **5%** were unemployed and seeking employment

79% (of 14 graduates who responded to the internship question) reported that they **completed an internship** or gained other work experience related to their field of study while enrolled at WMU.



Undergraduate

- **19** degrees were granted
- Data was obtained for **14** graduates (74%)

Of graduates for whom data was obtained:

- **100%** were actively engaged*
 - **100%** were employed full time

Graduate

- **6** degrees were granted
- Data was obtained for **5** graduates (83%)

Of graduates for whom data was obtained:

- **80%** were actively engaged*
 - **80%** were employed full time
- **20%** were unemployed and seeking employment

[†]Data includes graduates who earned degrees in Manufacturing Engineering and Manufacturing Engineering Technology.

*"Active engagement" is defined as full-time employment (including self-employment and post-graduate internships/fellowships); part-time employment (including those who are seeking and those who are not seeking full-time employment); continuing education; or military service. Categories not included in active engagement are unemployed and seeking employment; not seeking employment; and volunteering.

Employment

Of the **18** Manufacturing Engineering graduates who reported full-time employment:

13 graduates (72%) provided salary information.

The median reported salary range was **\$60,001–\$65,000***

(NACE[†] reported national median salary, undergraduate level: \$54,300)

100% reported that their job was related to their degree
(of 14 graduates who answered this question)

78% reported that they were working in Michigan
(of 18 graduates who provided their employment location)

Sample Job Titles and Employers

Associate Quality Engineer at Fabri-Kal
Continuous Improvement Engineer
Die Design Engineer at Denso
Energy Engineer at CWC Textron
Engineering Manager at Denso Air Systems
Engineering Technician at Exo-S
Lean Manufacturing Engineer at Summit Polymers
Manufacturing Engineer at a manufacturing company

Manufacturing Engineer at Eaton
Manufacturing Engineer at Parker Hannifin
Mechanical Engineer I at Black & Veatch
Process Engineer at AC Foundry
Production Engineer at General Motors
Project Engineer at Automotive
Project Engineer at Keystone Solutions Group
Project Engineer at StrikoWestofen America
Project Engineer at Summit Polymers

*Salary data is self-reported and is not fact-checked. Median salary ranges are provided for informational purposes only and are not intended to be used for comparisons or predictions.

†Data is from the September 2014 Salary Survey published by the National Association of Colleges and Employers. NACE surveys employers to collect salary information for bachelor's-level graduates who are working full time.

MECHANICAL ENGINEERING

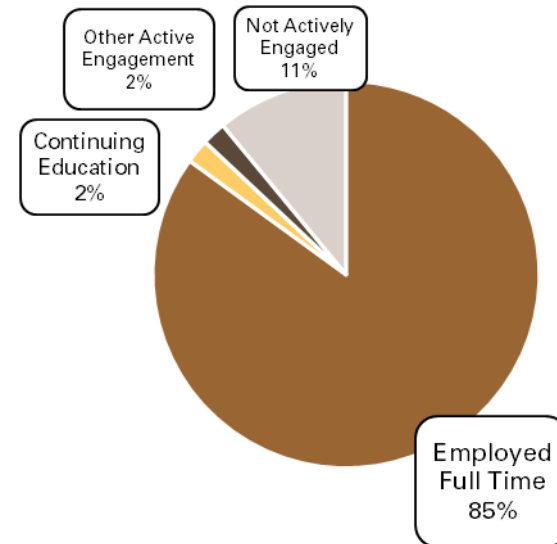
Overall

- **60** degrees were granted
- Data was obtained for **46** graduates (77%)

Of graduates for whom data was obtained:

- **89%** were actively engaged*
 - **85%** were employed full time
 - **2%** were continuing education
- **9%** were unemployed and seeking employment

97% (of 32 graduates who responded to the internship question) reported that they **completed an internship** or gained other work experience related to their field of study while enrolled at WMU.



Undergraduate

- **49** degrees were granted
- Data was obtained for **40** graduates (82%)

Of graduates for whom data was obtained:

- **90%** were actively engaged*
 - **85%** were employed full time
 - **3%** were continuing education
- **8%** were unemployed and seeking employment

Graduate

- **11** degrees were granted
- Data was obtained for **6** graduates (55%)

Of graduates for whom data was obtained:

- **83%** were actively engaged*
 - **83%** were employed full time
- **17%** were unemployed and seeking employment

* "Active engagement" is defined as full-time employment (including self-employment and post-graduate internships/fellowships); part-time employment (including those who are seeking and those who are not seeking full-time employment); continuing education; or military service. Categories not included in active engagement are unemployed and seeking employment; not seeking employment; and volunteering.

Employment

Of the **39** Mechanical Engineering graduates who reported full-time employment:

26 graduates (67%) provided salary information.

The median reported salary range was **\$55,001–\$60,000***

(NACE[†] reported national median salary, undergraduate level: \$61,000)

88% reported that their job was related to their degree
(of 26 graduates who answered this question)

89% reported that they were working in Michigan
(of 37 graduates who provided their employment location)

Sample Job Titles and Employers

Associate Engineer at Diagnostic Systems Associates
Associate Engineer at Tenneco Automotive
Associate Engineer Product Development at Kautex Textron
Compressor Gas Seal Project Engineer at Flowserve
Design Engineer at Stryker
Designer at Trigon Steel Components Inc.
Engineer 1 at TAC Manufacturing
Engineer at Port City Racing
Engineering Projects at Whirlpool
Engineering/Leadership Development Program at Eaton
Field Service Engineer at Thermo Fisher Scientific
Head Supervisor at GDK Enterprises
Machine Design Engineer at Denso Manufacturing Michigan
Maintenance Supervisor at Chrysler
Manufacturing Engineer at Motion Dynamics Corporation
Manufacturing Engineer at Ventura Manufacturing
Mechanical Designer at TowerPinkster
Mechanical Engineer at OEM Chiller

Mechanical Engineer at URS
Powertrain Thermal Management Systems Engineer at Fiat-Chrysler
Automobiles (FCA)
Process Engineer at Denso
Product Application Engineer at Means Industries
Product Development Engineer at Automotive Supplier
Product Engineer at Gentex
Product Engineer at Humphrey Products
Product Engineer at TrelleborgVibracoustic
Production Support Engineer at Gentex
Project Engineer at Barry-Wehmler Design Group
Project Engineer at ClydeUnion Pumps
Project Engineer at Post Foods
Project Engineer at Summit Polymers
Quality Assurance Engineer at Stryker
Reliability Engineer at International Paper
Senior Pipeline Engineer at Sunoco Logistics
WERLD Engineer at Whirlpool

*Salary data is self-reported and is not fact-checked. Median salary ranges are provided for informational purposes only and are not intended to be used for comparisons or predictions.

†Data is from the September 2014 Salary Survey published by the National Association of Colleges and Employers. NACE surveys employers to collect salary information for bachelor's-level graduates who are working full time.

PAPER ENGINEERING

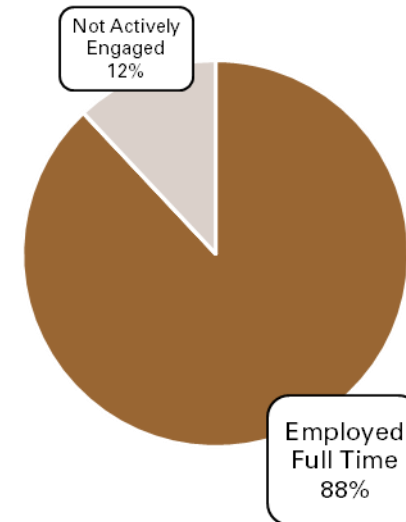
Overall

- **10** degrees were granted
- Data was obtained for **8** graduates (80%)

Of graduates for whom data was obtained:

- **88%** were actively engaged*
 - **88%** were employed full time
- **12%** were unemployed and seeking employment

88% (of 8 graduates who responded to the internship question) reported that they **completed an internship** or gained other work experience related to their field of study while enrolled at WMU.



Undergraduate

- **2** degrees were granted
- Data was obtained for **2** graduates (100%)

Of graduates for whom data was obtained:

- **100%** were actively engaged*
 - **100%** were employed full time

Graduate

- **8** degrees were granted
- Data was obtained for **6** graduates (75%)

Of graduates for whom data was obtained:

- **83%** were actively engaged*
 - **83%** were employed full time
- **17%** were unemployed and seeking employment

*"Active engagement" is defined as full-time employment (including self-employment and post-graduate internships/fellowships); part-time employment (including those who are seeking and those who are not seeking full-time employment); continuing education; or military service. Categories not included in active engagement are unemployed and seeking employment; not seeking employment; and volunteering.

Employment

Of the **7** Paper Engineering graduates who reported full-time employment:

6 graduates (86%) provided salary information.

The median reported salary range was **\$65,001–\$70,000***

100% reported that their job was related to their degree
(of 6 graduates who answered this question)

17% reported that they were working in Michigan
(of 6 graduates who provided their employment location)

Sample Job Titles and Employers

Applications Engineer at Albany International
Assistant Professor at University Wisconsin-Stevens Points
Ink Chemist at Siegwerk

Process Engineer at Verso Paper LLC
Process Engineer in the paper industry

*Salary data is self-reported and is not fact-checked. Median salary ranges are provided for informational purposes only and are not intended to be used for comparisons or predictions.

COLLEGE OF FINE ARTS

Overview

- **214** students earned degrees from the College of Fine Arts.
- Data was obtained for **76.6%** of graduates from the College of Fine Arts (164 graduates).

Post-Graduation Activity

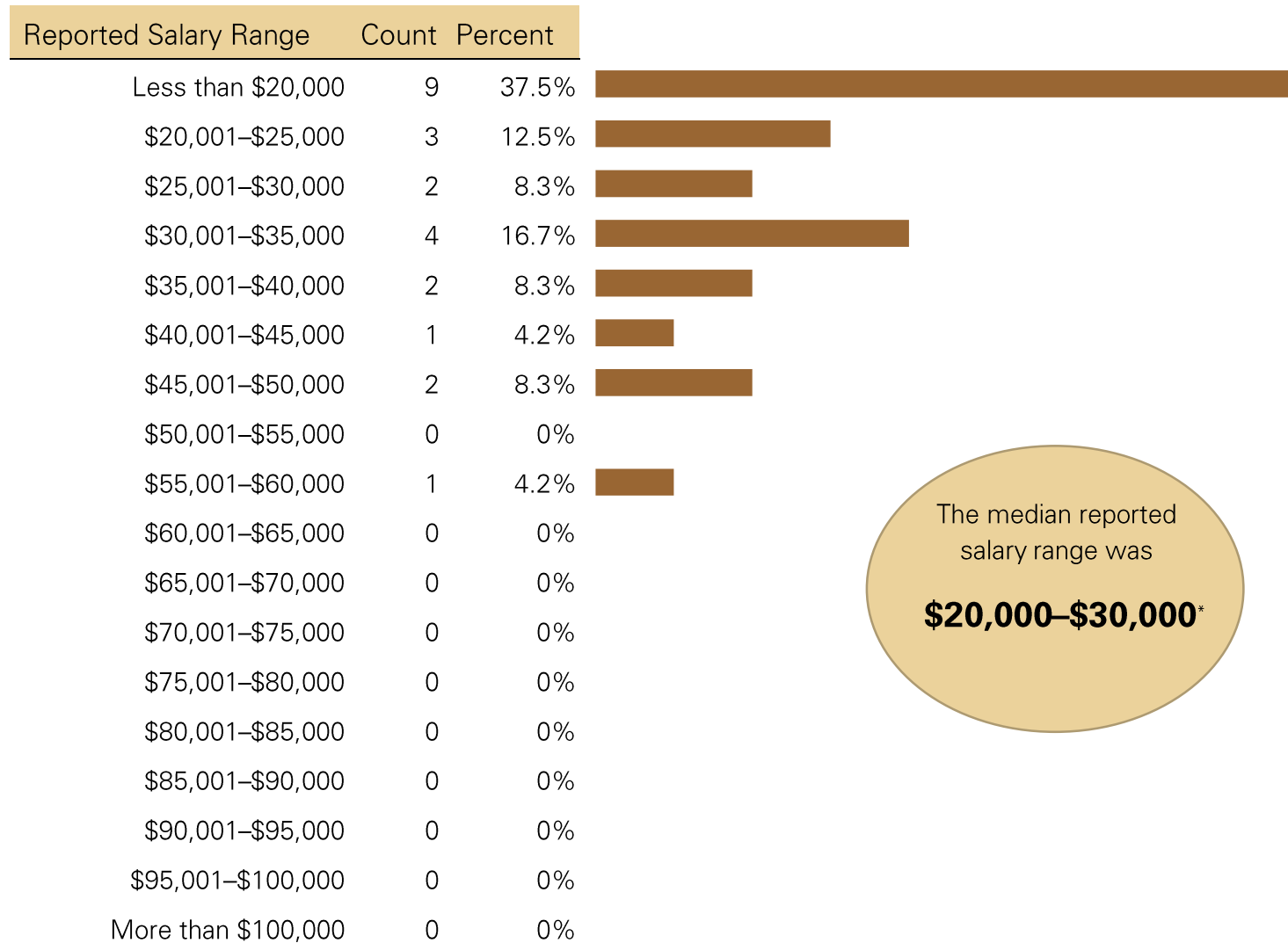
- **87.2%** of graduates were **actively engaged**.

	Percent	Count
Actively Engaged	87.2%	143
Employed full time*	41.5%	68
Continuing education	22.6%	37
Military service	0.6%	1
Employed part time, not seeking full time employment	3.0%	5
Employed part time and seeking full time employment	19.5%	32
Not Actively Engaged	12.8%	21
Volunteering	0.6%	1
Not immediately seeking employment	3.0%	5
Unemployed and seeking employment	9.1%	15

*Students who responded with the following primary activity categories were included in counts for *Employed full time*: “Employed full time or have accepted full-time employment” (55 graduates; 33.5% of total); “Post-graduation internship/fellowship” (5 graduates; 3.0% of total); and “Self-employed” (8 graduates; 4.9% of total).

Salaries (full-time employment)

Of the **68** College of Fine Arts graduates who reported full-time employment, **24** graduates (35.3%) provided salary information.



*Salary data is self-reported and is not fact-checked. Salary counts are provided for informational purposes only and are not intended to be used for comparisons or predictions.

Degree Types

Degree level	Total number of graduates	Post-graduation data was obtained for:	
		count	percent
Baccalaureate	189	143	75.7%
Masters	25	21	84.0%

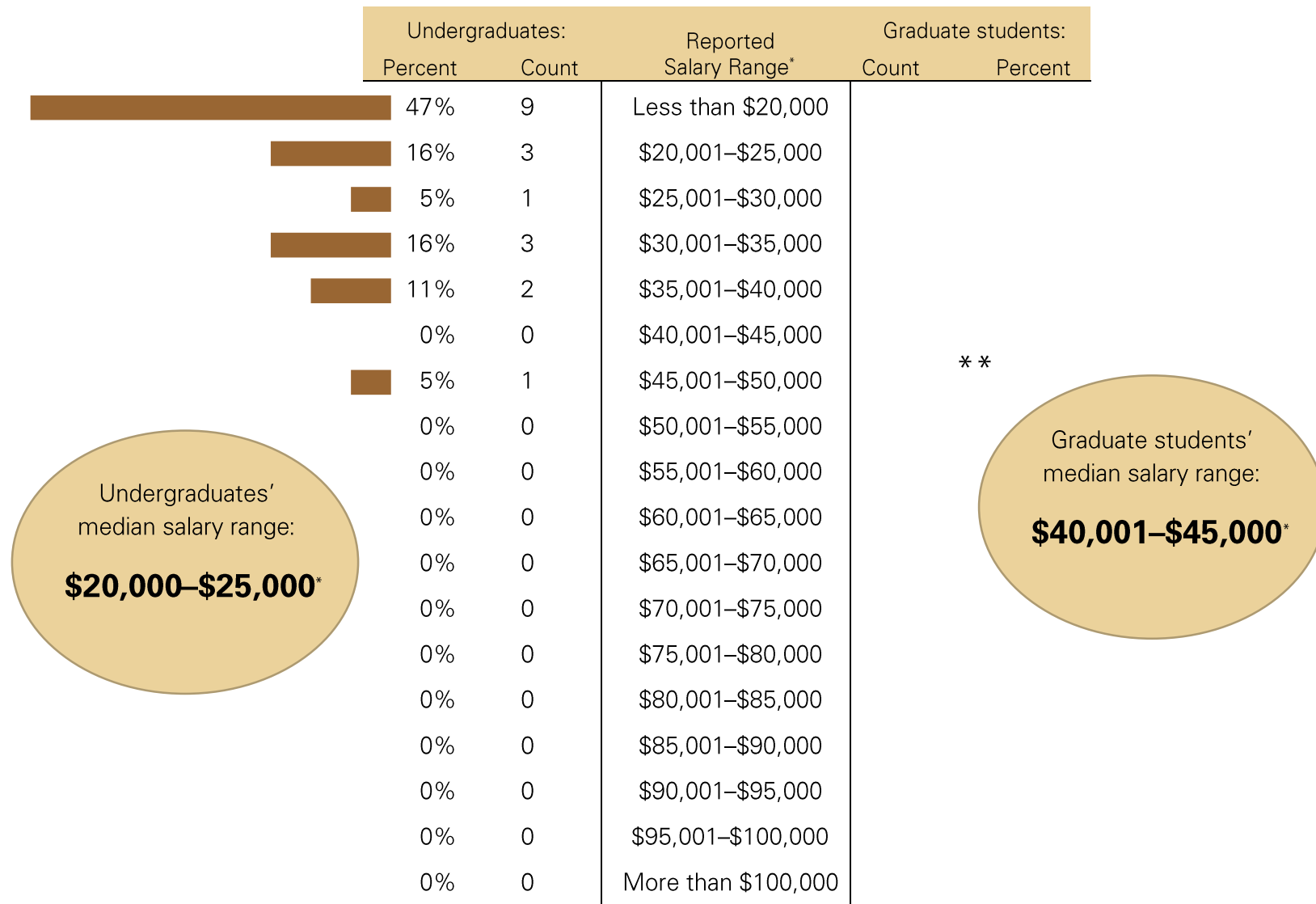
Post-Graduation Activity by Degree Type

- **87.4%** of undergraduates and **85.7%** of graduate students were **actively engaged**.

Undergraduates			Graduate students	
Count	Percent		Percent	Count
125	87.4%	Actively Engaged	85.7%	18
60	42.0%	Employed full time*	38.1%	8
31	21.7%	Continuing education	28.6%	6
0	0.0%	Military service	4.8%	1
4	2.8%	Employed part time, not seeking full time employment	4.8%	1
30	21.0%	Employed part time and seeking full time employment	9.5%	2
18	12.6%	Not Actively Engaged	14.3%	3
1	0.7%	Volunteering	0.0%	0
5	3.5%	Not immediately seeking employment	0.0%	0
12	8.4%	Unemployed and seeking employment	14.3%	3

*Students who responded with the following primary activity categories were included in counts for *Employed full time*: “Employed full time or have accepted full-time employment”; “Post-graduation internship/fellowship”; and “Self-employed”.

Salaries (full-time employment) by Degree Type



*Salary data is self-reported and is not fact-checked. Salary counts are provided for informational purposes only and are not intended to be used for comparisons or predictions.

**The median salary range for graduate students is based on 5 data points. Detailed salary distributions are not reported for groups of less than 10 students.

Employment Information

Graduates who reported full-time employment were also asked to provide the location of their employment and to say to what extent their work was related to the degree they earned at WMU.

	Number of students reporting full-time employment	Location data was obtained for:		Reported location of employment (percent)		
		Count	Percent	In Michigan	Elsewhere in the US	Outside the United States
Whole College	68	47	69%	72%	26%	2%
Undergraduate	60	41	68%	71%	27%	2%
Graduate	8	6	75%	83%	17%	0%

	Number of students reporting full-time employment	Students who reported to what extent their job was related to their degree:		Percent of respondents who said their job was related:
		Count	Percent	
Whole College	68	27	40%	78%
Undergraduate	60	23	38%	74%
Graduate	8	4	50%	100%

Internship Completion

All graduates were asked whether they “participated in an experiential education activity” such as an internship or gained other work experience related to their field of study while enrolled at WMU.

	Total number of graduates	Students who responded to the internship question:		Respondents who reported completing an internship:	
		Count	Percent	Count	Percent
Whole College	214	127	59%	72	57%
Undergraduate	189	110	58%	67	61%
Graduate	25	17	68%	5	29%

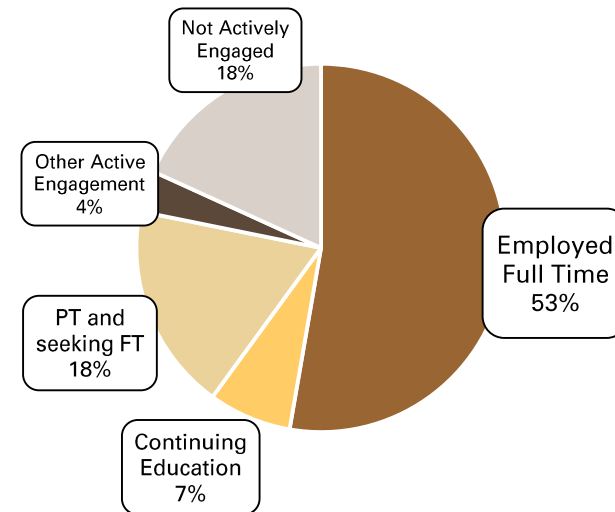
Overall

- **76** degrees were granted
- Data was obtained for **55** graduates (72%)

Of graduates for whom data was obtained:

- **82%** were actively engaged*
 - **53%** were employed full time
 - **7%** were continuing education
 - **18%** were employed part time and seeking FT
- **18%** were unemployed and seeking employment

66% (of 47 graduates who responded to the internship question) reported that they **completed an internship** or gained other work experience related to their field of study while enrolled at WMU.



Undergraduate

- **74** degrees were granted
- Data was obtained for **53** graduates (72%)

Of graduates for whom data was obtained:

- **81%** were actively engaged*
 - **51%** were employed full time
 - **8%** were continuing education
 - **19%** were employed part time and seeking FT
- **19%** were unemployed and seeking employment

Graduate

- **2** degrees were granted
- Data was obtained for **2** graduates (100%)

Of graduates for whom data was obtained:

- **100%** were actively engaged*
 - **100%** were employed full time

[†]Data includes graduates who earned degrees in Art; Art Education; and Graphic Design.

*"Active engagement" is defined as full-time employment (including self-employment and post-graduate internships/fellowships); part-time employment (including those who are seeking and those who are not seeking full-time employment); continuing education; or military service. Categories not included in active engagement are unemployed and seeking employment; not seeking employment; and volunteering.

Employment

Of the **29** Art graduates who reported full-time employment:

15 graduates (52%) provided salary information.

The median reported salary range was **\$25,001–\$30,000***

76% reported that their job was related to their degree
(of 17 graduates who answered this question)

81% reported that they were working in Michigan
(of 21 graduates who provided their employment location)

Sample Job Titles and Employers

Art Department Head at Hendry County Schools	Graphic Designer/Marketing Specialist at Jaqua Realtors
Art Educator at Kalamazoo Public Schools	Junior Designer at Moveo
Chief Photographer at Rose City Motors	K-8 Art Teacher at National Heritage Academies, Quest Academy
Creative Director at 1977 Mopeds	Legal Assistant at Ward Law PC
Digital Specialist at Digital Air Strike	Program Assistant at NGO
Fine Arts Teacher at Public Schools	Sales Representative at Meijer
Graphic Design at Millennium Restaurant Group	Senior Framer at Michaels
Graphic Designer at Maui Wowi Hawaiian Coffees and Smoothies	Web Content Analyst at Western Michigan University

*Salary data is self-reported and is not fact-checked. Median salary ranges are provided for informational purposes only and are not intended to be used for comparisons or predictions.

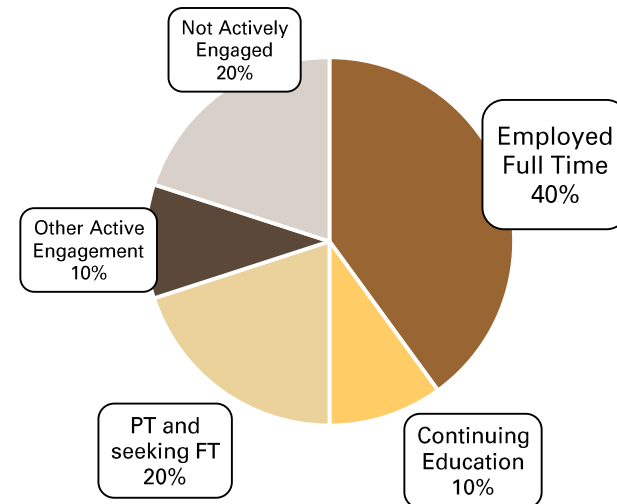
DANCE

- **17** baccalaureate degrees were granted
- Data was obtained for **10** graduates (59%)

Of graduates for whom data was obtained:

- **80%** were actively engaged*
 - **40%** were employed full time
 - **10%** were continuing education
 - **20%** were employed part time and seeking FT
- **0%** were unemployed and seeking employment

71% (of 7 graduates who responded to the internship question) reported that they **completed an internship** or gained other work experience related to their field of study while enrolled at WMU.



Employment

Of the **4** Dance graduates who reported full-time employment, **1** graduate (25%) provided salary information.

100% reported that their job was related to their degree
(of 1 graduate who answered this question)

33% reported that they were working in Michigan
(of 3 graduates who provided their employment location)

Sample Job Titles and Employers**

Company Director at Xtreme Dance Sports
Dance Instructor/Assistant Rehearsal Director at Dan Center North
Dancer at Jazz Dance Company

Marketing Assistant at Zoeller Media Sales
Nonprofit Arts Management at Donor Services/Special Events

*"Active engagement" is defined as full-time employment (including self-employment and post-graduate internships/fellowships); part-time employment (including those who are seeking and those who are not seeking full-time employment); continuing education; or military service. Categories not included in active engagement are unemployed and seeking employment; not seeking employment; and volunteering.

**Sample job titles and employer names may include responses to surveys conducted in 2012–13 and 2013–14.

MUSIC[†]

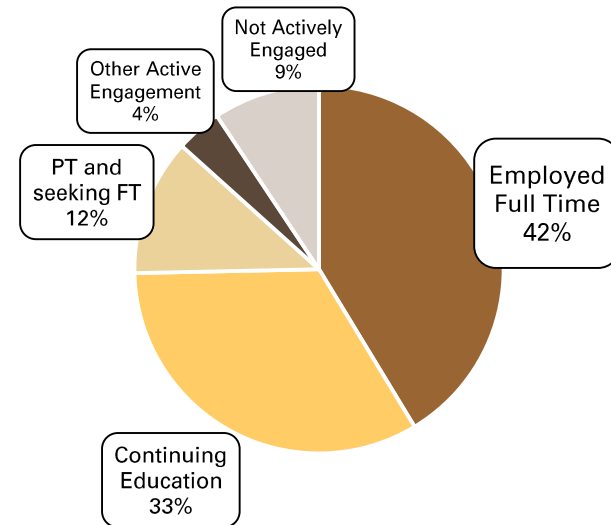
Overall

- **87** degrees were granted
- Data was obtained for **75** graduates (86%)

Of graduates for whom data was obtained:

- **91%** were actively engaged*
 - **42%** were employed full time
 - **33%** were continuing education
 - **12%** were employed part time and seeking FT
- **5%** were unemployed and seeking employment

45% (of 49 graduates who responded to the internship question) reported that they **completed an internship** or gained other work experience related to their field of study while enrolled at WMU.



Undergraduate

- **64** degrees were granted
- Data was obtained for **56** graduates (88%)

Of graduates for whom data was obtained:

- **93%** were actively engaged*
 - **45%** were employed full time
 - **34%** were continuing education
 - **13%** were employed part time and seeking FT
- **2%** were unemployed and seeking employment

Graduate

- **23** masters degrees were granted
- Data was obtained for **19** graduates (83%)

Of graduates for whom data was obtained:

- **84%** were actively engaged*
 - **32%** were employed full time
 - **32%** were continuing education
 - **11%** were employed part time and seeking FT
- **16%** were unemployed and seeking employment

[†]Data includes graduates who earned degrees in Music; Music Education; Music Performance; and Music Therapy.

*"Active engagement" is defined as full-time employment (including self-employment and post-graduate internships/fellowships); part-time employment (including those who are seeking and those who are not seeking full-time employment); continuing education; or military service. Categories not included in active engagement are unemployed and seeking employment; not seeking employment; and volunteering.

Employment

Of the **31** Music graduates who reported full-time employment:

7 graduates (23%) provided salary information.

The median reported salary range was **\$25,001–\$30,000***

86% reported that their job was related to their degree
(of 7 graduates who answered this question)

73% reported that they were working in Michigan
(of 22 graduates who provided their employment location)

Sample Job Titles and Employers

2d Lt./US Army Music Program Conducting Officer at US Army
ABA Therapist at Lighthouse Autism Center
Analyst at Clearwater Compensation Group
Cast Member at Disney World
Choir Director/Music Teacher at Owosso Middle School
Director of Bands/Music at Minatare Public Schools
Director of Choirs at Fairfield Community Schools
Education Assistant at Kalamazoo Symphony Orchestra
General Music Teacher at Lawton Elementary School
Guest Relations at Disney World
Guitarist at Royal Caribbean Cruise Line

In-home Health Aid at New Friends Memory Care
Junior Designer at Moveo
Music Teacher at Eagle Crest Charter Academy
Music Therapist Board Certified at Woodland Center Correctional Facility
Music Therapist-Board Certified/Piano Instructor at Thompson Tutoring
Music Together Teacher at Joyful Sounds Studio
Piano Area Head at Suzuki Academy of Kalamazoo
Recreation Therapy Specialist at Wedgwood Christian Services
Tenor/Songwriter at Cantus, Conspirare, Esto
Voice Teacher at Grosse Pointe Music Academy

*Salary data is self-reported and is not fact-checked. Median salary ranges are provided for informational purposes only and are not intended to be used for comparisons or predictions.

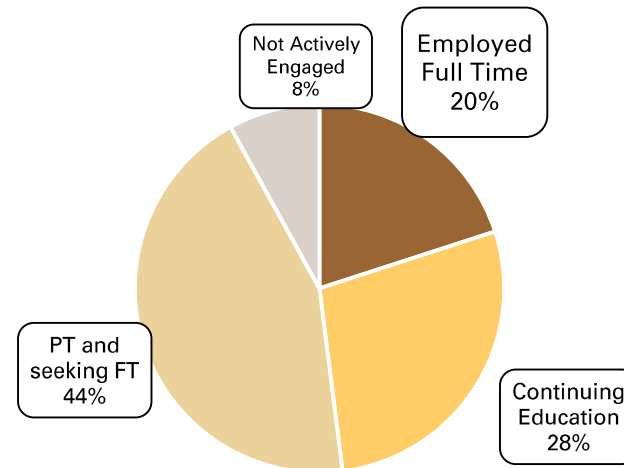
THEATRE

- **35** baccalaureate degrees were granted
- Data was obtained for **25** graduates (71 %)

Of graduates for whom data was obtained:

- **92%** were actively engaged*
 - **20%** were employed full time
 - **28%** were continuing education
 - **44%** were employed part time and seeking FT
- **4%** were unemployed and seeking employment

58% (of 24 graduates who responded to the internship question) reported that they **completed an internship** or gained other work experience related to their field of study while enrolled at WMU.



Employment

Of the **5** Theatre graduates who reported full-time employment, **1** graduate (20%) provided salary information.

50% reported that their job was related to their degree
(of 2 graduates who answered this question)

50% reported that they were working in Michigan
(of 2 graduates who provided their employment location)

Sample Job Titles and Employers

Actor at Timberlake Playhouse
Admissions Advisor at Maryville University
Carpentry at a theatre
Consultant at Sogeti
Costume Tech at Totem Pole Playhouse
Entertainer/Performer at Cedar Point Live Entertainment

Inside Sales Account Manager at MSDSONline
Performer at Crystal Cruises
Properties Instructor at Grand Rapids Civic Theater
Sound Designer/Master Electrician at The Naples Players
Stage Manager at Alvin Ailey American Dance Theater

* "Active engagement" is defined as full-time employment (including self-employment and post-graduate internships/fellowships); part-time employment (including those who are seeking and those who are not seeking full-time employment); continuing education; or military service. Categories not included in active engagement are unemployed and seeking employment; not seeking employment; and volunteering.

HAWORTH COLLEGE OF BUSINESS

Overview

- **997** students earned degrees from the Haworth College of Business.
- Data was obtained for **76.6%** of graduates from the Haworth College of Business (764 graduates).

Post-Graduation Activity

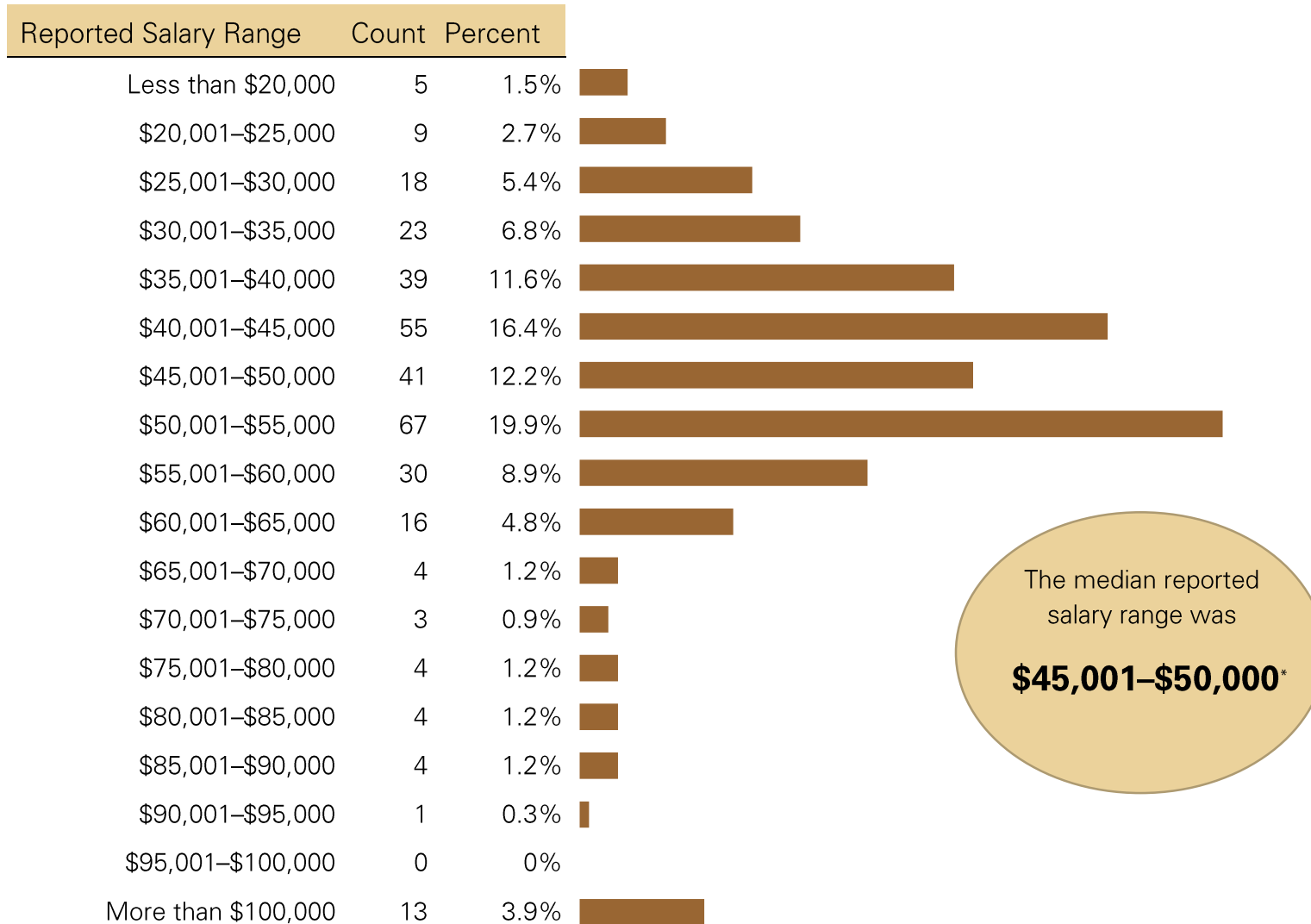
- **91.0%** of graduates were **actively engaged**.

	Percent	Count
Actively Engaged	91.0%	695
Employed full time*	78.3%	598
Continuing education	5.6%	43
Military service	0.3%	2
Employed part time, not seeking full time employment	0.1%	1
Employed part time and seeking full time employment	6.7%	51
Not Actively Engaged	9.0%	69
Volunteering	0.1%	1
Not immediately seeking employment	1.3%	10
Unemployed and seeking employment	7.6%	58

*Students who responded with the following primary activity categories were included in counts for *Employed full time*: "Employed full time or have accepted full-time employment" (565 graduates; 74.0% of total); "Post-graduation internship/fellowship" (25 graduates; 3.3% of total); and "Self-employed" (8 graduates; 1.0% of total).

Salaries (full-time employment)

Of the **598** Haworth College of Business graduates who reported full-time employment,
336 graduates (56.2%) provided salary information.



*Salary data is self-reported and is not fact-checked. Salary counts are provided for informational purposes only and are not intended to be used for comparisons or predictions.

Degree Types

Degree level	Total number of graduates	Post-graduation data was obtained for:	
		count	percent
Baccalaureate	849	647	76.2%
Masters	148	117	79.1%

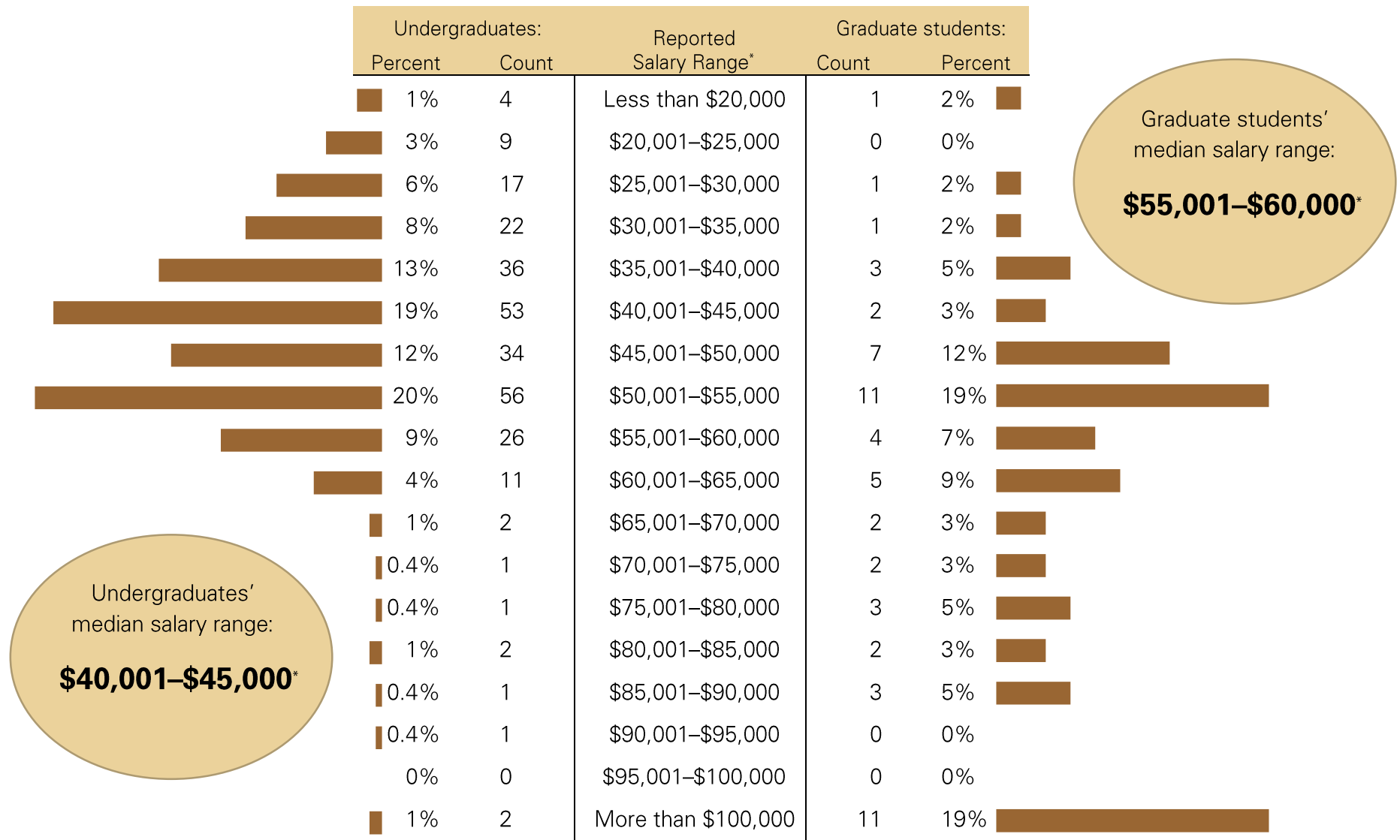
Post-Graduation Activity by Degree Type

- **90.0%** of undergraduates and **96.6%** of graduate students were **actively engaged**.

Undergraduates			Graduate students	
Count	Percent		Percent	Count
582	90.0%	Actively Engaged	96.6%	113
498	77.0%	Employed full time*	85.5%	100
39	6.0%	Continuing education	3.4%	4
2	0.3%	Military service	0.0%	0
1	0.2%	Employed part time, not seeking full time employment	0.0%	0
42	6.5%	Employed part time and seeking full time employment	7.7%	9
65	10.0%	Not Actively Engaged	3.4%	4
1	0.2%	Volunteering	0.0%	0
10	1.5%	Not immediately seeking employment	0.0%	0
54	8.3%	Unemployed and seeking employment	3.4%	4

*Students who responded with the following primary activity categories were included in counts for *Employed full time*: “Employed full time or have accepted full-time employment”; “Post-graduation internship/fellowship”; and “Self-employed”.

Salaries (full-time employment) by Degree Type



*Salary data is self-reported and is not fact-checked. Salary counts are provided for informational purposes only and are not intended to be used for comparisons or predictions.

Employment Information

Graduates who reported full-time employment were also asked to provide the location of their employment and to say to what extent their work was related to the degree they earned at WMU.

	Number of students reporting full-time employment	Location data was obtained for:		Reported location of employment (percent)		
		Count	Percent	In Michigan	Elsewhere in the US	Outside the United States
Whole College	598	530	89%	71%	27%	2%
Undergraduate	498	436	88%	70%	29%	1%
Graduate	100	94	94%	78%	18%	4%

	Number of students reporting full-time employment	Students who reported to what extent their job was related to their degree:		Percent of respondents who said their job was related:
		Count	Percent	
Whole College	598	355	59%	85%
Undergraduate	498	290	58%	87%
Graduate	100	65	65%	75%

Internship Completion

All graduates were asked whether they “participated in an experiential education activity” such as an internship or gained other work experience related to their field of study while enrolled at WMU.

	Total number of graduates	Students who responded to the internship question:		Respondents who reported completing an internship:	
		Count	Percent	Count	Percent
Whole College	997	534	54%	292	55%
Undergraduate	849	451	53%	263	58%
Graduate	148	83	56%	29	35%

ACCOUNTANCY

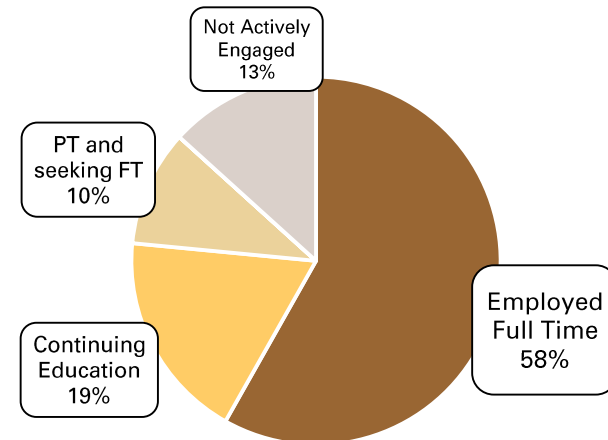
Overall

- **144** degrees were granted
- Data was obtained for **98** graduates (68%)

Of graduates for whom data was obtained:

- **87%** were actively engaged*
 - **58%** were employed full time
 - **19%** were continuing education
 - **10%** were employed part time and seeking FT
- **12%** were unemployed and seeking employment

53% (of 75 graduates who responded to the internship question) reported that they **completed an internship** or gained other work experience related to their field of study while enrolled at WMU.



Undergraduate

- **116** degrees were granted
- Data was obtained for **80** graduates (69%)

Of graduates for whom data was obtained:

- **88%** were actively engaged*
 - **56%** were employed full time
 - **21%** were continuing education
 - **10%** were employed part time and seeking FT
- **11%** were unemployed and seeking employment

Graduate

- **28** degrees were granted
- Data was obtained for **18** graduates (64%)

Of graduates for whom data was obtained:

- **83%** were actively engaged*
 - **67%** were employed full time
 - **6%** were continuing education
 - **11%** were employed part time and seeking FT
- **17%** were unemployed and seeking employment

*"Active engagement" is defined as full-time employment (including self-employment and post-graduate internships/fellowships); part-time employment (including those who are seeking and those who are not seeking full-time employment); continuing education; or military service. Categories not included in active engagement are unemployed and seeking employment; not seeking employment; and volunteering.

Of the **57** Accountancy graduates who reported full-time employment:

30 graduates (53%) provided salary information.

The median reported salary range was **\$45,001–\$50,000***

(NACE[†] reported national median salary, undergraduate level: \$53,100)

91% reported that their job was related to their degree
(of 34 graduates who answered this question)

71% reported that they were working in Michigan
(of 49 graduates who provided their employment location)

Sample Job Titles and Employers

Accountant at A&A Management
Accountant at an educational institution
Accountant at Parker Hannifin
Accounting Associate at Carleton Equipment Co
Accounting Associate at Dow Chemical
Accounting Associate at PwC
Accounts Payable at EPS Security, Inc.
Administrative Assistant at Village of Homewood
Administrative Assistant at Zhang Financial
Associate Accountant at Dow Chemical
Associate in the Assurance Group at PricewaterhouseCoopers
Assurance Associate at BDO USA, LLP
Assurance Staff at Plante Moran
Audit Staff at Accounting Service
Auditor at Martindale Consultants
Auditor at PricewaterhouseCoopers
Carrier Sales Representative at Echo Global Logistics
Cost Accountant at Edwards Garment
Cost Accountant at Flowserve
Customer Service at a bank
Data Integrity Analyst at American Axle & Manufacturing
Director Business Development at Unlimited Jeans Co.

Entry-Level Accountant at Dow Chemical
Entry-Level Auditor at Plante Moran
Finance at Automobile Manufacturing
Finance at Mercer Advisors
Finance Specialist at Stewart Industries
Financial Analyst at Stryker
Functional Cost Accountant at Dow Chemical
Internal Accounting at Manufacturing
Jr. Business Analyst at Stryker
Junior Staff Accountant at Snapsheet
Manager of Operations at Western Michigan University
Member Service Officer at Southwest Michigan Federal Credit Union
Payroll Tax Filing, Client Consultant at DM Payroll Services
Project Accountant at Terra Contracting
Senior Mortgage Coordinator at Lake Michigan Credit Union
Staff Accountant at EY
Staff Accountant at Shepard Schwartz & Harris
Staff Accountant at Starz Entertainment
Staff Accountant at Yeo & Yeo PC
Staff Associate at Rehmann
Staff Auditor at Crowe Horwath LLP
Tax at PricewaterhouseCoopers

*Salary data is self-reported and is not fact-checked. Median salary ranges are provided for informational purposes only and are not intended to be used for comparisons or predictions.

†Data is from the September 2014 Salary Survey published by the National Association of Colleges and Employers. NACE surveys employers to collect salary information for bachelor's-level graduates who are working full time.

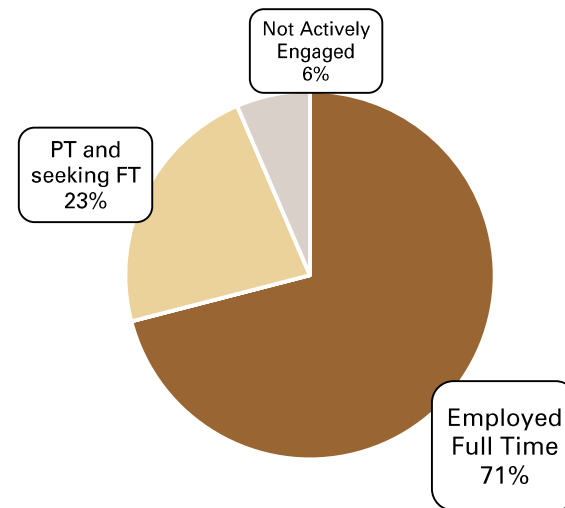
ADVERTISING AND PROMOTION

- **32** baccalaureate degrees were granted
- Data was obtained for **31** graduates (97%)

Of graduates for whom data was obtained:

- **94%** were actively engaged*
 - **71%** were employed full time
 - **23%** were employed part time and seeking FT
- **6%** were unemployed and seeking employment

77% (of 26 graduates who responded to the internship question) reported that they **completed an internship** or gained other work experience related to their field of study while enrolled at WMU.



* "Active engagement" is defined as full-time employment (including self-employment and post-graduate internships/fellowships); part-time employment (including those who are seeking and those who are not seeking full-time employment); continuing education; or military service. Categories not included in active engagement are unemployed and seeking employment; not seeking employment; and volunteering.

Employment

Of the **22** Advertising and Promotion graduates who reported full-time employment:

13 graduates (59%) provided salary information.

The median reported salary range was **\$30,001–\$35,000***

(NACE[†] reported national median salary: \$45,200)

86% reported that their job was related to their degree
(of 14 graduates who answered this question)

71% reported that they were working in Michigan
(of 17 graduates who provided their employment location)

Sample Job Titles and Employers

Account Executive at Adams Outdoor Advertising
Account Executive at DigitasLBi
Assistant Account Executive at Team Detroit
Assistant Manager at Casa Bolero
Associate Recruiter at Signature Consultants
Associate, Account Services at Universal McCann
Automotive Account Executive at MLive Media Group
Business Development Associate at PolyVista

Digital Marketing Consultant at Shift Digital
Event Planner at The Intersection
Executive Team Lead at Target
International Account Executive at Mediabrand Publishing
Marketing Assistant at Zoeller Media Sales
Marketing in financial services
Media Associate at Starcom MediaVest Group
Media Strategist at Omnicom Media Group

*Salary data is self-reported and is not fact-checked. Median salary ranges are provided for informational purposes only and are not intended to be used for comparisons or predictions.

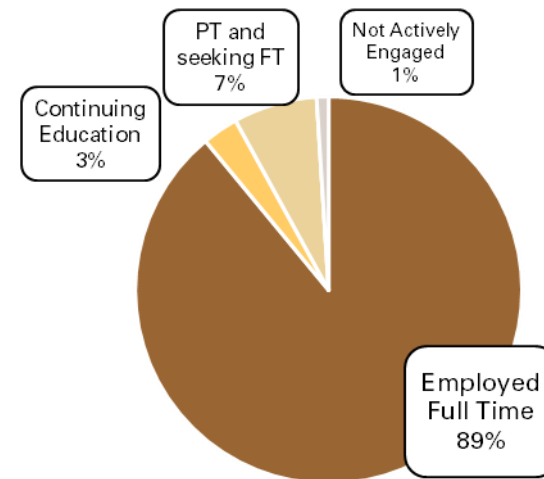
†Data is from the September 2014 Salary Survey published by the National Association of Colleges and Employers. NACE surveys employers to collect salary information for bachelor's-level graduates who are working full time.

BUSINESS ADMINISTRATION (MBA)

- **120** graduate degrees were granted
- Data was obtained for **99** graduates (83%)

Of graduates for whom data was obtained:

- **99%** were actively engaged*
 - **89%** were employed full time
 - **3%** were continuing education
 - **7%** were employed part time and seeking FT
- **1%** were unemployed and seeking employment



27% (of 66 graduates who responded to the internship question) reported that they **completed an internship** or gained other work experience related to their field of study while enrolled at WMU.

* "Active engagement" is defined as full-time employment (including self-employment and post-graduate internships/fellowships); part-time employment (including those who are seeking and those who are not seeking full-time employment); continuing education; or military service. Categories not included in active engagement are unemployed and seeking employment; not seeking employment; and volunteering.

Of the **88** Business Administration graduates who reported full-time employment, **50** graduates (57%) provided salary information.

The median reported salary range was **\$60,001–\$65,000***

72% reported that their job was related to their degree
(of 54 graduates who answered this question)

80% reported that they were working in Michigan
(of 83 graduates who provided their employment location)

Sample Job Titles and Employers

Account Executive Systems at Johnson Controls
Accounting Analyst at Manufacturing
Advisor/Independent Distributor at AdvoCare Kzoo
Agricultural Aviator at Bunting's Dusting
Associate Planner at Eddie Bauer
Associate Procurement Manager at Kellogg
Assurance and Tax Staff at Plante Moran
Aviation Associate at Western Michigan University
BATF Associate at Gander Mountain
Business Analyst at Gordon Food Service
Business Development at Advanced Architectural Products
Business Development Manager at McCullough Chiropractic
Business Development Manager at Protective Industrial Polymers
Business Planning, Sr. Cost Estimator at Denso
Buyer at BISSELL
College Placement Officer at Weil Tennis Academy
Commercial Analyst at National Commercial Bank
Commercial Insurance Underwriter at Auto Owners Insurance
Commercial Portfolio Manager at Huntington National Bank
Compliance and Financial Analyst at MPI Research
Consultant at TekLink
Controller at Oliver Packaging and Equipment Company
Coordinator of Medical Records at WMU Unified Clinics
Corporate Technology Staff at GE
Customer Service/Logistics at Kellogg
Digital Marketing Operations Analyst at Kellogg
Director of Business Operations and Communications at HydroSimulatics
Director of Operation at Western Michigan University
Engineer at Perrigo
Engineering Project Manager at Pfizer
Financial Analyst at Education Exchange Inc.
Financial Institution Examiner at State of Michigan
GIS Business Relationship Manager at Whirlpool
GMP Training Specialist at Zoetis
HR Consultant at AT&T

Inside Account Executive at Holland Freight Services
Institutional Fund Accountant at Northern Trust
Internal Auditor at Amway Global
IT Program Manager, Front End Systems, Vehicle Group at Eaton
Loss and Fraud Analyst at PNC
Manager at Emerson
Manager, Financial Decision Support at Spectrum Health
Master Scheduler at Stryker
Mortgage Servicing Administrator at Habitat for Humanity MI Fund
Navigation Data Analyst at GE Aviation
Network Operations Engineer at Topsy Labs
New Client Coordinator at Plante Moran
Operations Manager of International Admissions and Services at WMU
Plant Manager at The Tech Group
Pre-Sell AOM Representative at Pepsi
Program Manager at W.K. Kellogg Foundation
Programmer/Analyst at Western Michigan University
Quality Engineer at Michigan Automotive Compressor
Regional Distribution Manager at Whirlpool
Regional Sales Manager at REP Corporation
Sales Marketing Manager at Verizon Wireless
Scientist at Zoetis
Senior Advanced Quality Engineer at Stryker Instruments
Senior VP/Director of Field Operations at Royal Bank of Scotland
Sr. Manager for Software Development at Mellanox Technologies
Staff Accountant at Yeo & Yeo, P.C.
Supply Chain Analyst at Stryker
System Owner at Consumers Energy
Talent Acquisition Coordinator at Gordon Food Service
Tax Staff at Crowe Horwath LLP
Technical Analyst at Kellogg
Technology Coordinator at Western Michigan University
Treasury Manager Sales Specialist at Huntington National Bank
Vice President and District Manager at Comerica Bank
Visiting Assistant Professor of Accountancy at Hope College

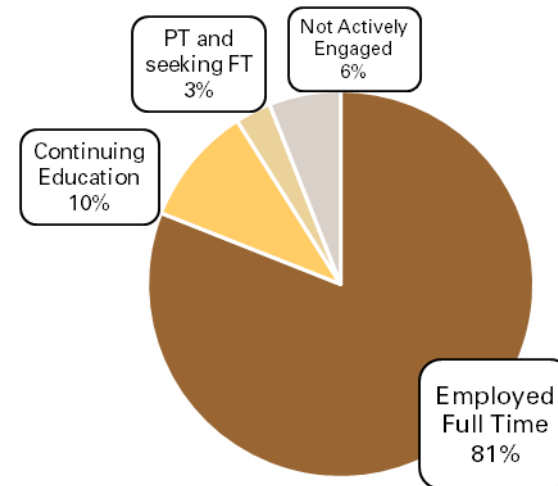
*Salary data is self-reported and is not fact-checked. Median salary ranges are provided for informational purposes only and are not intended to be used for comparisons or predictions.

COMPUTER INFORMATION SYSTEMS

- **41** baccalaureate degrees were granted
- Data was obtained for **31** graduates (76%)

Of graduates for whom data was obtained:

- **94%** were actively engaged*
 - **81%** were employed full time
 - **10%** were continuing education
 - **3%** were employed part time and seeking FT
- **6%** were unemployed and seeking employment



50% (of 22 graduates who responded to the internship question) reported that they **completed an internship** or gained other work experience related to their field of study while enrolled at WMU.

* "Active engagement" is defined as full-time employment (including self-employment and post-graduate internships/fellowships); part-time employment (including those who are seeking and those who are not seeking full-time employment); continuing education; or military service. Categories not included in active engagement are unemployed and seeking employment; not seeking employment; and volunteering.

Employment

Of the **25** Computer Information Systems graduates who reported full-time employment:

11 graduates (44%) provided salary information.

The median reported salary range was **\$45,001–\$50,000***

(NACE[†] reported national median salary: \$55,800)

92% reported that their job was related to their degree
(of 13 graduates who answered this question)

79% reported that they were working in Michigan
(of 19 graduates who provided their employment location)

Sample Job Titles and Employers**

APM Guardian at Compuware
Application Analyst at Healthcare
Application System Analyst
Associate Systems Engineer at Pyramid Solutions
Help Desk Technician at Kalamazoo Community Mental Health and
Substance Abuse Services
IT Applications and Optimization at Patriot Solar Group
IT Coordinator at Terra Contracting
IT Support Technician at LECO
IT Support Technician at Seneca Gaming Corporation
Jr. Developer at Select Resources-Perrigo

Malware/Site Analyst at The Media Trust
Programmer at Streamline Healthcare Solutions, LLC
Project Lead at British Airways
Software Development Engineer at an IT company
Software Engineer at Level Data
SQC Test Technician at Whirlpool
Systems Analyst at Streamline Healthcare Solutions, LLC
Systems Security Specialist at Blue Cross Blue Shield
Technology Specialist at HUMANeX Ventures

*Salary data is self-reported and is not fact-checked. Median salary ranges are provided for informational purposes only and are not intended to be used for comparisons or predictions.

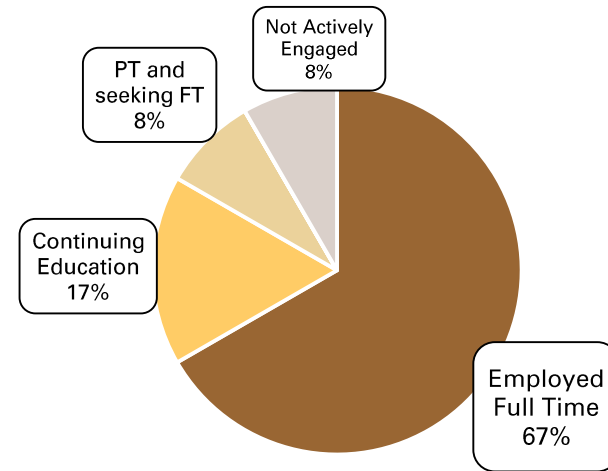
†Data is from the September 2014 Salary Survey published by the National Association of Colleges and Employers. NACE surveys employers to collect salary information for bachelor's-level graduates who are working full time.

**Sample job titles and employer names may include responses to surveys conducted in 2012–13 and 2013–14.

ELECTRONIC BUSINESS MARKETING

- **14** baccalaureate degrees were granted
- Data was obtained for **12** graduates (86%)
 - Of graduates for whom data was obtained:
 - **92%** were actively engaged*
 - **67%** were employed full time
 - **17%** were continuing education
 - **8%** were employed part time and seeking FT
 - **8%** were unemployed and seeking employment

57% (of 7 graduates who responded to the internship question) reported that they **completed an internship** or gained other work experience related to their field of study while enrolled at WMU.



Employment

Of the **8** Electronic Business Marketing graduates who reported full-time employment, **1** graduate (12%) provided salary information.

100% reported that their job was related to their degree
(of 1 graduate who answered this question)

40% reported that they were working in Michigan
(of 5 graduates who provided their employment location)

Sample Job Titles and Employers**

Account Executive at Zones
Director of Sales and Marketing
Office Assistant

Sales Executive at MSDOnline
Social Media Manager at NMS Healthcare
Traffic Coordinator at Comcast Spotlight

*"Active engagement" is defined as full-time employment (including self-employment and post-graduate internships/fellowships); part-time employment (including those who are seeking and those who are not seeking full-time employment); continuing education; or military service. Categories not included in active engagement are unemployed and seeking employment; not seeking employment; and volunteering.

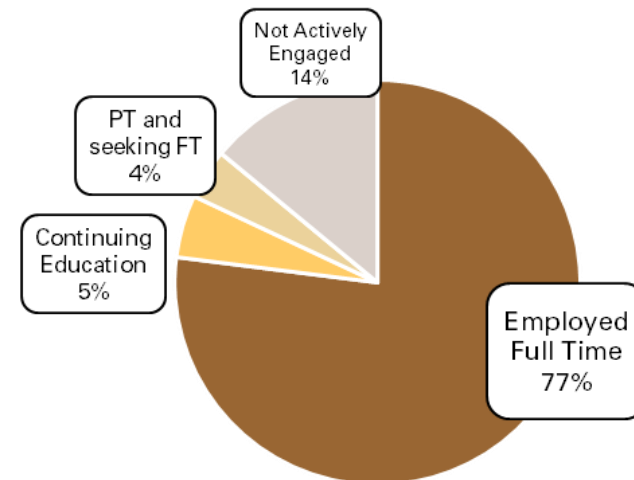
**Sample job titles and employer names may include responses to surveys conducted in 2012–13 and 2013–14.

FINANCE

- **138** baccalaureate degrees were granted
- Data was obtained for **94** graduates (68%)

Of graduates for whom data was obtained:

- **86%** were actively engaged*
 - **77%** were employed full time
 - **5%** were continuing education
 - **4%** were employed part time and seeking FT
- **12%** were unemployed and seeking employment



53% (of 53 graduates who responded to the internship question) reported that they **completed an internship** or gained other work experience related to their field of study while enrolled at WMU.

* "Active engagement" is defined as full-time employment (including self-employment and post-graduate internships/fellowships); part-time employment (including those who are seeking and those who are not seeking full-time employment); continuing education; or military service. Categories not included in active engagement are unemployed and seeking employment; not seeking employment; and volunteering.

Of the **72** Finance graduates who reported full-time employment, **35** graduates (49%) provided salary information.

The median reported salary range was **\$40,001–\$45,000***

(NACE[†] reported national median salary: \$56,500)

79% reported that their job was related to their degree
(of 38 graduates who answered this question)

84% reported that they were working in Michigan
(of 67 graduates who provided their employment location)

Sample Job Titles and Employers

Account Manager at Healthcare Services Group	Financial Analyst at Ally Financial
Account Specialist at PNC	Financial Analyst at Kellogg
Accounting Clerk at Stryker	Financial Analyst/Controller at Valeo
Accounting Team Lead at Resource Employment Solutions	Financial Assistant at Legacy Trust
Associate Financial Analyst-Center of Excellence, Reporting at Kellogg	Financial Assistant/Manager at Gibby's Bar & Grill
Associate in the Assurance Group at PricewaterhouseCoopers	Financial Professional at TriFound
Assurance Associate at BDO USA, LLP	Financial Professional at AXA Advisors
Assurance Staff at Plante Moran	Financial Representative at Northwestern Mutual
Billing Coordinator at PetKey, LLC	Individual Contractor at Brainard Enterprises
Branch Office Administrator at Edward Jones Investments	Instore Banking Specialist at Huntington National Bank
Business Development Associate at Financial Focus LPL	Internal Audit at Ally Financial
Business Metrics Analyst at Quicken Loans	Life Insurance Specialist at American Income Life Insurance Company
Business Office Team Leader at Harold Zeigler	Logistics Account Executive at Total Quality Logistics
Cash Flow Insight Specialist/Business Banking at PNC	Management Trainee at Enterprise Rent A Car
Chief Technology Officer at Financial Services	Marketing Database Specialist at Four Winds Casino
Client Associate at Merrill Lynch Wealth Management	Mortgage Operations at Quicken Loans
Client Relationship Specialist at Vanguard	Operations Manager at MBD Group
Consumer Risk Analyst at Ally Financial	Pharmacy Technician at Kalamazoo Long Term Care Pharmacy
Cost Engineer at BP	Refinance Power Banker at Quicken Loans
Credit Analyst at First National Bank of Michigan	Sales Consultant at Sears Holdings Corporation
Customer Service Planner at Royal Technologies	Shared Service Specialist at Whirlpool
Customer Service Representative at Mercantile Bank of MI	Spot Training Program Equity Analyst at Spot Trading
Field Examiner at Unified Examiners	Staff Accountant at Skagit Bank
Finance, Brand Marketing & Product Placement at Old Point Light	Underwriter at Auto Owners Insurance
Financial Advisor at Nichols Financial Advisors	Wealth Manager at Morgan Stanley
Financial Advisor at Waddell & Reed	Wealth Manager at Plante Moran

*Salary data is self-reported and is not fact-checked. Median salary ranges are provided for informational purposes only and are not intended to be used for comparisons or predictions.

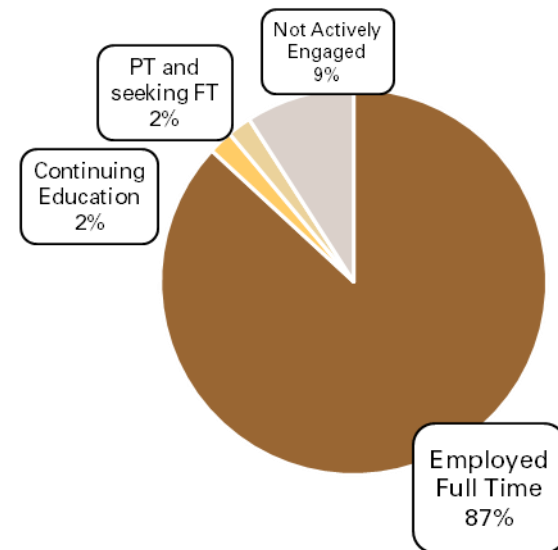
†Data is from the September 2014 Salary Survey published by the National Association of Colleges and Employers. NACE surveys employers to collect salary information for bachelor's-level graduates who are working full time.

FOOD AND CONSUMER PACKAGE GOODS MARKETING

- **46** baccalaureate degrees were granted
- Data was obtained for **43** graduates (93%)

Of graduates for whom data was obtained:

- **91%** were actively engaged*
 - **87%** were employed full time
 - **2%** were continuing education
 - **2%** were employed part time and seeking FT
- **7%** were unemployed and seeking employment



91% (of 35 graduates who responded to the internship question) reported that they **completed an internship** or gained other work experience related to their field of study while enrolled at WMU.

* "Active engagement" is defined as full-time employment (including self-employment and post-graduate internships/fellowships); part-time employment (including those who are seeking and those who are not seeking full-time employment); continuing education; or military service. Categories not included in active engagement are unemployed and seeking employment; not seeking employment; and volunteering.

Employment

Of the **37** Food and Consumer Packaged Goods Marketing graduates who reported full-time employment:

28 graduates (76%) provided salary information.

The median reported salary range was **\$50,001–\$55,000***

(NACE[†] reported national median salary: \$54,200)

90% reported that their job was related to their degree
(of 29 graduates who answered this question)

59% reported that they were working in Michigan
(of 37 graduates who provided their employment location)

Sample Job Titles and Employers

Analyst at Bayer Healthcare
Assistant Manager at Wagoners
Associate Category Analyst at Constellations Brands
Buyer at Byrne Electrical Specialists
Buyer at General Motors
Category Analyst at Constellation Brands
Category Development Analyst at The J.M. Smucker Company
Co-Manager at Kroger
Commodity Buyer at General Motors
Consumer Graduate Program at Reckitt Benckiser
Food Marketing at C-store
Food Service Sales Rep. at Hormel Foods
Management Development Program with E&J Gallo Winery
Manager at Kroger
Marketing Research/Sales at ISP Technologies
Merchandiser at Coca-Cola Refreshments
Merchandiser at Country Fresh Dairy

Operations Supervisor at Pepsi
Operator Execution Specialist at Kellogg
Planner/Scheduler at Parker Hannifin
Pricing Analyst, Business Excellence Team at KeHE
Procurement Operations Coordinator/Indirect Procurement at Kellogg
Retail Development Program Associate at Abbott
Retail Management
Sales Account Executive at Command Transportation
Sales Associate at Packaging and Containers
Sales at Advantage Sales & Marketing
Sales at Pepsi
Sales Leadership Development Program at Johnson & Johnson
Sales Planning Analyst at Kellogg
Sales Representative at Mondelez International
Sales Representative at Pepsi
Sales/Customer Service at John's Pro-Clean
Small Format Sales Representative at Pepsi
Territory Sales Representative at Kellogg

*Salary data is self-reported and is not fact-checked. Median salary ranges are provided for informational purposes only and are not intended to be used for comparisons or predictions.

†Data is from the September 2014 Salary Survey published by the National Association of Colleges and Employers. NACE surveys employers to collect salary information for bachelor's-level graduates who are working full time.

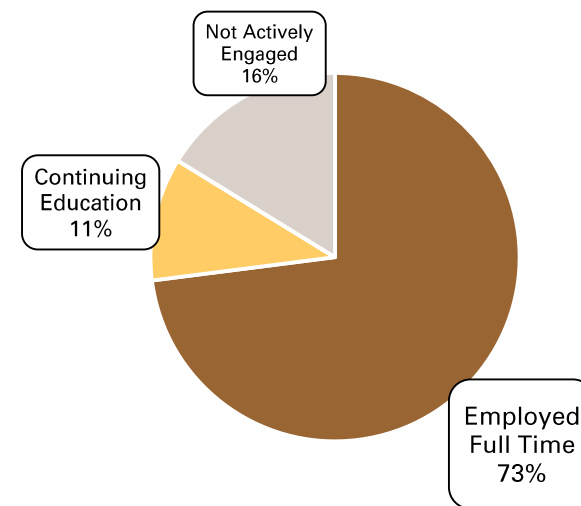
HUMAN RESOURCE MANAGEMENT

- **47** baccalaureate degrees were granted
- Data was obtained for **37** graduates (79%)

Of graduates for whom data was obtained:

- **84%** were actively engaged*
 - **73%** were employed full time
 - **11%** were continuing education
- **5%** were unemployed and seeking employment

50% (of 22 graduates who responded to the internship question) reported that they **completed an internship** or gained other work experience related to their field of study while enrolled at WMU.



* "Active engagement" is defined as full-time employment (including self-employment and post-graduate internships/fellowships); part-time employment (including those who are seeking and those who are not seeking full-time employment); continuing education; or military service. Categories not included in active engagement are unemployed and seeking employment; not seeking employment; and volunteering.

Employment

Of the **27** Human Resource Management graduates who reported full-time employment:

13 graduates (48%) provided salary information.

The median reported salary range was **\$35,001–\$40,000***

(NACE[†] reported national median salary: not available)

77% reported that their job was related to their degree
(of 13 graduates who answered this question)

88% reported that they were working in Michigan
(of 24 graduates who provided their employment location)

Sample Job Titles and Employers

Campus Field Staff at Campus Crusaders for Christ
Claims/Agent/Producer
Director of Business Development at EPI Marketing Services
Executive Team Leader at Target
HR Manager at Premier Property Management, LLC
HR Representative at a manufacturing company
Human Resource Representative at Parker Aerospace
Human Resources Manager at Alia International Hospital
Human Resources Manager at TMD Machining
Marketing Specialist at Jaqua Realtors
Merchandiser at Dr. Pepper Snapple Group
Office Manager at Center for Natural Healing

Office Manager at Field Plumbing and Heating, Inc.
Payroll Administrator at Schupan & Sons
Procurement and Production Field Representative/Food Safety
Coordinator at Premier Melon Company
Re-Certification Specialist at Lockhart Management and Consulting
Recruiter at LaJoy Group
Recruiter at LTD Commodities
Recruiter at OfficeTeam
Recruiting Specialist at Michigan Turkey Producers
Staffing Specialist at Employment Plus
Technical Recruiter at Ciber
Training Specialist at ECCU
Transfer Pricing Specialist at Dow Chemical

*Salary data is self-reported and is not fact-checked. Median salary ranges are provided for informational purposes only and are not intended to be used for comparisons or predictions.

†Data is from the September 2014 Salary Survey published by the National Association of Colleges and Employers. NACE surveys employers to collect salary information for bachelor's-level graduates who are working full time.

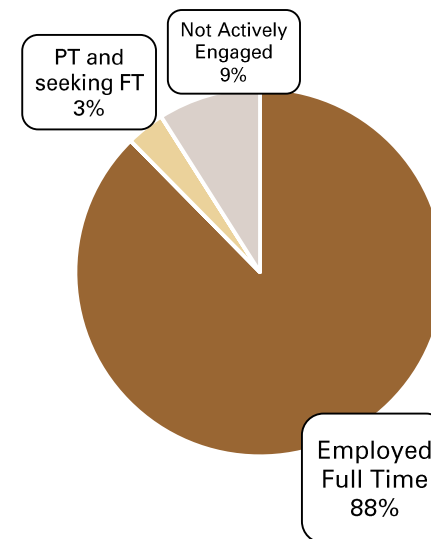
INTEGRATED SUPPLY MANAGEMENT

- **108** baccalaureate degrees were granted
- Data was obtained for **89** graduates (82%)

Of graduates for whom data was obtained:

- **91%** were actively engaged*
 - **88%** were employed full time
 - **3%** were employed part time and seeking FT
- **9%** were unemployed and seeking employment

88% (of 74 graduates who responded to the internship question) reported that they **completed an internship** or gained other work experience related to their field of study while enrolled at WMU.



* "Active engagement" is defined as full-time employment (including self-employment and post-graduate internships/fellowships); part-time employment (including those who are seeking and those who are not seeking full-time employment); continuing education; or military service. Categories not included in active engagement are unemployed and seeking employment; not seeking employment; and volunteering.

Employment

Of the **78** Integrated Supply Management graduates who reported full-time employment:

57 graduates (73%) provided salary information.

The median reported salary range was **\$50,001–\$55,000***

(NACE[†] reported national median salary: \$62,100)

98% reported that their job was related to their degree
(of 58 graduates who answered this question)

73% reported that they were working in Michigan
(of 67 graduates who provided their employment location)

Sample Job Titles and Employers

Account Manager Trainee at JB Hunt	Operations Supervisor at Pepsi
Analyst at Meijer	Order Management at Gentex
Buyer at C.H. Robinson	Planner/Scheduler at Parker Hannifin
Buyer/Expeditor at Honda	Planner/Scheduler at SAF-Holland
Commodity Buyer at Ford Motor Company	Procurement at Whirlpool
Commodity Buyer at General Motors	Procurement Specialist at Trinity Health
Commodity Manager at Motion Industries	Program Analyst at Department of Defense
Consultant at Advanced Logistics Consulting	Program Purchasing Buyer at Ford Motor Company
Core Buyer at Ford Motor Company	Project Coordinator at Denso
Customer Account Analyst at Robert Bosch GmbH	Project GIS Analyst at Kohler
Customer Logistics Representative at Bayer Healthcare	Purchasing and Business Account Management at Separation Solutions
EMM Quality Lab Technician at Johnson Controls	Quality Engineer II at Eliason Corporation
Ford College Graduate Program Core Buyer at Ford Motor Company	Rotational Program at Eaton
Global Procurement Contracts Rep at Marathon Petroleum Company	Sales Leadership Development Program at Johnson & Johnson
Global Purchasing at General Motors	Sourcing Analyst at Topco
Industrial Engineer at Denso Manufacturing Michigan	Sr. Coordinator Indirect Procurement at Perrigo
Inventory Control Analyst at Meijer	Steel Procurement Analyst at Atkore International
Inventory Deployment Analyst at Whirlpool	Supply Base Manager at John Deere
IT Applications & Optimization at Patriot Solar Group	Supply Chain Analyst at General Motors
Launch Logistics at Mahle Industrial Thermal Systems	Supply Chain Analyst at Saudi Aramco
Logistics Analyst at Lear Corporation	Supply Chain Associate Analyst at Zimmer
Marine Tech at Gull Lake Marine	Supply Chain Coordinator at General Motors
Material Planner/Scheduler at American Axle & Manufacturing	Supply Chain Leadership Associate at TE Connectivity
Materials Planner at Brembo	Supply Chain Planner II at Kellogg
Merchandise Associate at Meijer	Third Party Services Analyst at Meijer
NPM Buyer at TrelleborgVibracoustic	Tooling Engineer at Shannon Precision Fastener
Operations Agent at Active Aero Group	Transportation Coordinator at Perrigo
Operations Coordinator at Ryder	Transportation Representative at Echo Global Logistics
Operations Supervisor at JB Hunt	Transportation Sales Representative at C.H. Robinson

*Salary data is self-reported and is not fact-checked. Median salary ranges are provided for information only and are not to be used for comparisons or predictions.

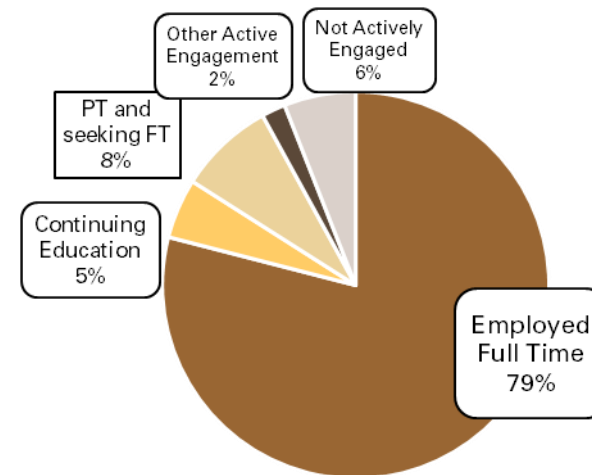
†Data is from the September 2014 Salary Survey published by the National Association of Colleges and Employers.

MANAGEMENT

- **132** baccalaureate degrees were granted
- Data was obtained for **86** graduates (65%)

Of graduates for whom data was obtained:

- **94%** were actively engaged*
 - **79%** were employed full time
 - **5%** were continuing education
 - **8%** were employed part time and seeking FT
- **6%** were unemployed and seeking employment



31% (of 61 graduates who responded to the internship question) reported that they **completed an internship** or gained other work experience related to their field of study while enrolled at WMU.

* "Active engagement" is defined as full-time employment (including self-employment and post-graduate internships/fellowships); part-time employment (including those who are seeking and those who are not seeking full-time employment); continuing education; or military service. Categories not included in active engagement are unemployed and seeking employment; not seeking employment; and volunteering.

Employment

Of the **68** Management graduates who reported full-time employment:

41 graduates (60%) provided salary information.

The median reported salary range was **\$40,001–\$45,000***

(NACE[†] reported national median salary: \$55,200)

85% reported that their job was related to their degree
(of 39 graduates who answered this question)

67% reported that they were working in Michigan
(of 60 graduates who provided their employment location)

Sample Job Titles and Employers

2d Lt./USAF Student Pilot at USAF
Account Coordinator at Centro
Account Executive at PCM
Account Manager at Healthcare Services Group
Administrative Coordinator at Storage Pros Management, LLC
Assistant Manager at Belle Tire
Assistant Superintendent at Builtech Construction
Business Development at Commercial Construction Incorporated
Buyer at FormTech Industries LLC
Capacity Account Manager at C.H. Robinson
Claims Representative at State Farm
Client Service Representative at Hagerty Insurance
Co-Manager at Speedway
Coordinator at Kellogg
Customer Relations Supervisor Senior at Whirlpool
Customer Service Representative at U-Haul International, Inc.
Digital Advertising Sales Specialist at Traverse City Record-Eagle
East Coast Account Manager at Nexthermal Corp.
Ebusiness Specialist at ICR-Industrial Control Repair
Electrician at Day & Zimmermann
Equipment Manager at Denver Broncos
Executive Assistant at Whirlpool
Executive Team Leader at Target
Group Leader at Landscape Forms
Healthcare Administration at Lakeland Healthcare
Inside Account Manager at ADS Inc.
Interiors Expediter at Duncan Aviation

IT Technician at Stryker
Logistics Specialist at Nolan Transportation Group
Management Trainee at All-Phase Electric/CED
Management Trainee at Enterprise Rent A Car
Manager at Joseph A Bank
Manager in Training at TCF Bank
Manager Trainee at Menards
Market Research/Business Development Associate at PolyVista
Mortgage Banker at Quicken Loans
Operations Manager at Architectural 3D Printing
Outside Sales Representative at TruGreen LandCare
Personal Banker at Fifth Third Bank
Program Analyst at Defense Logistics Agency
Program Assistant at Goldman Sachs
Project Engineer at Roncelli, Inc.
Project Manager at Stryker
Project Specialist at American Electric Power, DC Cook Nuclear Plant
Recruiter at Express Employment Professionals
Retail Sales Representative at Hershey's
Sales Executive at Logistics
Sales Manager at MarketSource
Sales Representative at Monarch Beverage
Sales Trainee at J.O. Galloup
Sales Trainee at KONE Americas
Shipping Manager at Wenke Greenhouses
Transportation Analyst/Specialist at Chicago Public Schools
Transportation Sales Representative at C.H. Robinson

*Salary data is self-reported and is not fact-checked. Median salary ranges are provided for information only and are not to be used for comparisons or predictions.

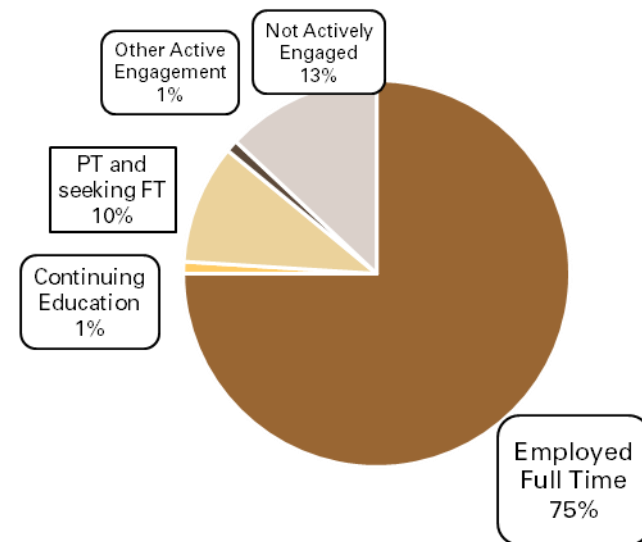
†Data is from the September 2014 Salary Survey published by the National Association of Colleges and Employers. NACE surveys employers to collect salary information for bachelor's-level graduates who are working full time.

MARKETING

- **107** baccalaureate degrees were granted
- Data was obtained for **80** graduates (75%)

Of graduates for whom data was obtained:

- **87%** were actively engaged*
 - **75%** were employed full time
 - **1%** were continuing education
 - **10%** were employed part time and seeking FT
- **10%** were unemployed and seeking employment



45% (of 51 graduates who responded to the internship question) reported that they **completed an internship** or gained other work experience related to their field of study while enrolled at WMU.

* "Active engagement" is defined as full-time employment (including self-employment and post-graduate internships/fellowships); part-time employment (including those who are seeking and those who are not seeking full-time employment); continuing education; or military service. Categories not included in active engagement are unemployed and seeking employment; not seeking employment; and volunteering.

Of the **60** Marketing graduates who reported full-time employment:

27 graduates (45%) provided salary information.

The median reported salary range was **\$40,001–\$45,000***

(NACE[†] reported national median salary: \$54,200)

68% reported that their job was related to their degree
(of 31 graduates who answered this question)

63% reported that they were working in Michigan
(of 52 graduates who provided their employment location)

Sample Job Titles and Employers

Account Executive at Command Transportation
Assistant Director of Stewardship at Eckerd College
Assistant to Senior Loan Officer at Ross Mortgage Corporation
Assistant Underwriter at Hanover Excess and Surplus
Associate Category Analyst at Crown Imports
Brand Ambassador at Bell's Brewery
Client Service Representative at Kalamazoo Growlers
Client Services Assistant at CBRE
Co-Manager at Kroger
Customer Service Representative at US-Mattress, FurnitureCrate
Digital Project Manager
E-commerce Marketing Manager at DrillSpot.com
Group Sales/Birthday Manager at Airway Fun Center
Inside Sales at a manufacturing company
Logistics Sales Account Executive at Schneider National
Manager at Roadhouse Bar and Grill
Marketing Associate at PSI Pressure Systems
Marketing Coordinator at MOSS Telecom
Marketing Data Entry Analyst at Traffic Digital Agency
Marketing Director at Watts Homes
Marketing Support Chat Lab Advisor at General Motors
Mortgage Banker at Quicken Loans

Personal Trainer at Hardball Fans
Project Planner at Comau
Purchasing Manager at MGP Retail
Recruiter at Aerotek
Recruiter at Maxim Healthcare Services
Resident Assistant at CIMBA
Retail Manager at Labadie's Patio Furniture Outlet
Sales at a marketing firm
Sales at Paychex
Sales at Total Quality Logistics
Sales at Von Maur
Sales Consultant at The Aspire Group
Sales Counselor at LA Fitness
Sales Executive at MSDOnline
Sales Representative at Blue Chip Endeavors
Sales Representative at Monarch Beverage
Sales Representative at Super-Flite Oil Co.
Shopper Marketing, Special Projects at Kellogg
Social Media Moderator at Sears Holdings Corporation
Sr. Complaint Coordinator, Post Market Compliance at Stryker
Stylist at Free People
Technical Recruiter at TEKsystems

*Salary data is self-reported and is not fact-checked. Median salary ranges are provided for informational purposes only and are not intended to be used for comparisons or predictions.

†Data is from the September 2014 Salary Survey published by the National Association of Colleges and Employers. NACE surveys employers to collect salary information for bachelor's-level graduates who are working full time.

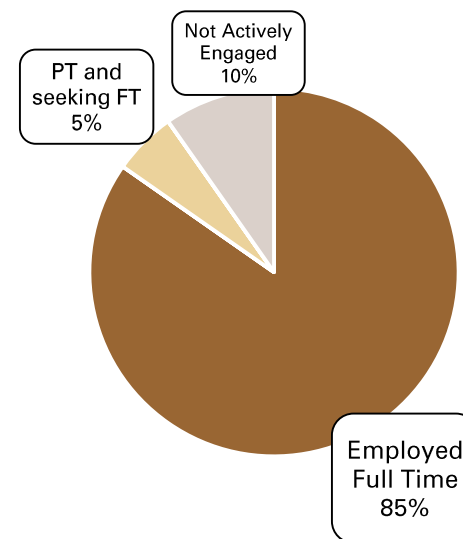
SALES AND BUSINESS MARKETING

- **79** baccalaureate degrees were granted
- Data was obtained for **72** graduates (91 %)

Of graduates for whom data was obtained:

- **90%** were actively engaged*
 - **85%** were employed full time
 - **5%** were employed part time and seeking FT
- **4%** were unemployed and seeking employment

57% (of 53 graduates who responded to the internship question) reported that they **completed an internship** or gained other work experience related to their field of study while enrolled at WMU.



* "Active engagement" is defined as full-time employment (including self-employment and post-graduate internships/fellowships); part-time employment (including those who are seeking and those who are not seeking full-time employment); continuing education; or military service. Categories not included in active engagement are unemployed and seeking employment; not seeking employment; and volunteering.

Of the **61** Sales and Business Marketing graduates who reported full-time employment:

39 graduates (64%) provided salary information.

The median reported salary range was **\$40,001–\$45,000***

(NACE[†] reported national median salary: \$54,200)

98% reported that their job was related to their degree
(of 40 graduates who answered this question)

58% reported that they were working in Michigan
(of 57 graduates who provided their employment location)

Sample Job Titles and Employers

Account Executive at Command Transportation
Account Executive at Concentra
Account Representative at Thomson Reuters
Assistant Manager at Abercrombie and Fitch
Associate Contracts Administrator at Parker Hannifin
Business Development/Account Management Associate at CEB
Carrier Sales Account Executive at Command Transportation
Carrier Sales at C.H. Robinson
Carrier Sales at Coyote Logistics
Client Advisor at Boater's Choice
Client Program Coordinator at Valassis
Customer Service at Cargill
EMM Quality Lab Technician at Johnson Controls
Field Sales Analyst at Reckitt Benckiser
Franchise Development at Service Brands International
Hazardous Waste Manager Marketing Assistant at Stryker
Home Furnishing Consultant at Art Van Furniture
Inside Sales at Service Express Inc.
Leadership Consultant at Alpha Xi Delta Women's Fraternity
Marketing Associate at Stryker
Merchandise Presentation Leader at Banana Republic
Mortgage Banker at Quicken Loans
National Account Manager at Coyote Logistics

Recruiter at Aerotek
Sales Associate at Sign Impressions
Sales Associate at MSDOnline
Sales at Coyote Logistics
Sales at Heath Care Products
Sales at Kendall Electric
Sales at a manufacturing company
Sales at Optio Data
Sales at Payroll
Sales Consultant at Michigan Office Solutions
Sales Consultant at Sears Roebuck and Co
Sales Consultant at Unum
Sales Engineer at Keyence Corporation of America
Sales Executive at MSDOnline
Sales Representative at B&G Glove
Sales Representative at Palmer Moving and Storage
Sales Representative at Pepsi
Sales Representative at Sligh Closet and Glass
Sales Trainee at J.O. Galloup
Sales Transportation Representative at C.H. Robinson
Strategist at Maestro
Technical Sales at AccroSeal
Transportation Sales Representative at C.H. Robinson

*Salary data is self-reported and is not fact-checked. Median salary ranges are provided for informational purposes only and are not intended to be used for comparisons or predictions.

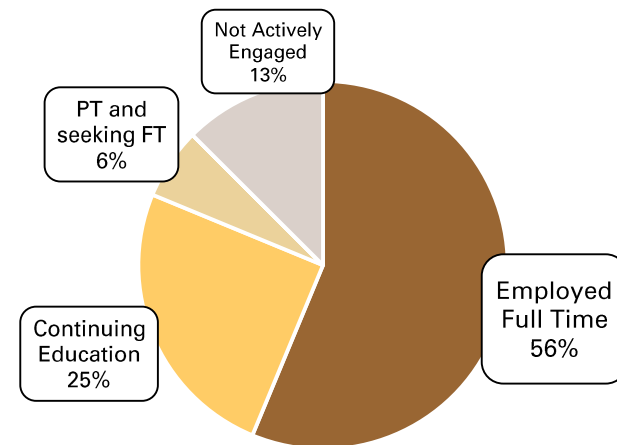
†Data is from the September 2014 Salary Survey published by the National Association of Colleges and Employers. NACE surveys employers to collect salary information for bachelor's-level graduates who are working full time.

TELECOMMUNICATION AND INFORMATION MANAGEMENT†

- **17** baccalaureate degrees were granted
- Data was obtained for **16** graduates (94%)

Of graduates for whom data was obtained:

- **87%** were actively engaged*
 - **56%** were employed full time
 - **25%** were continuing education
 - **6%** were employed part time and seeking FT
- **13%** were unemployed and seeking employment



23% (of 13 graduates who responded to the internship question) reported that they **completed an internship** or gained other work experience related to their field of study while enrolled at WMU.

†Data includes graduates who earned degrees in Telecomm and Info Management and Telecomm and Info Management: Business.

*"Active engagement" is defined as full-time employment (including self-employment and post-graduate internships/fellowships); part-time employment (including those who are seeking and those who are not seeking full-time employment); continuing education; or military service. Categories not included in active engagement are unemployed and seeking employment; not seeking employment; and volunteering.

Employment

Of the **9** Telecomm and Info Management graduates who reported full-time employment:

3 graduates (33%) provided salary information.

WMU salary medians are not reported for groups of fewer than 5 graduates.

(NACE[†] reported national median salary: \$54,800)

67% reported that their job was related to their degree
(of 3 graduates who answered this question)

100% reported that they were working in Michigan
(of 6 graduates who provided their employment location)

Sample Job Titles and Employers

Help Desk Analyst I at CED
IT Coordinator at Terra Contracting
Retail Sales Consultant at Sprint

Technical Analyst at Comerica Bank
Transportation Coordinator at Perrigo
Web Developer at corePHP, LLC

[†]Data is from the September 2014 Salary Survey published by the National Association of Colleges and Employers. NACE surveys employers to collect salary information for bachelor's-level graduates who are working full time.

COLLEGE OF HEALTH AND HUMAN SERVICES

Overview

- **809** students earned degrees from the College of Health and Human Services.
- Data was obtained for **61.8%** of graduates from the College of Health and Human Services (500 graduates).

Post-Graduation Activity

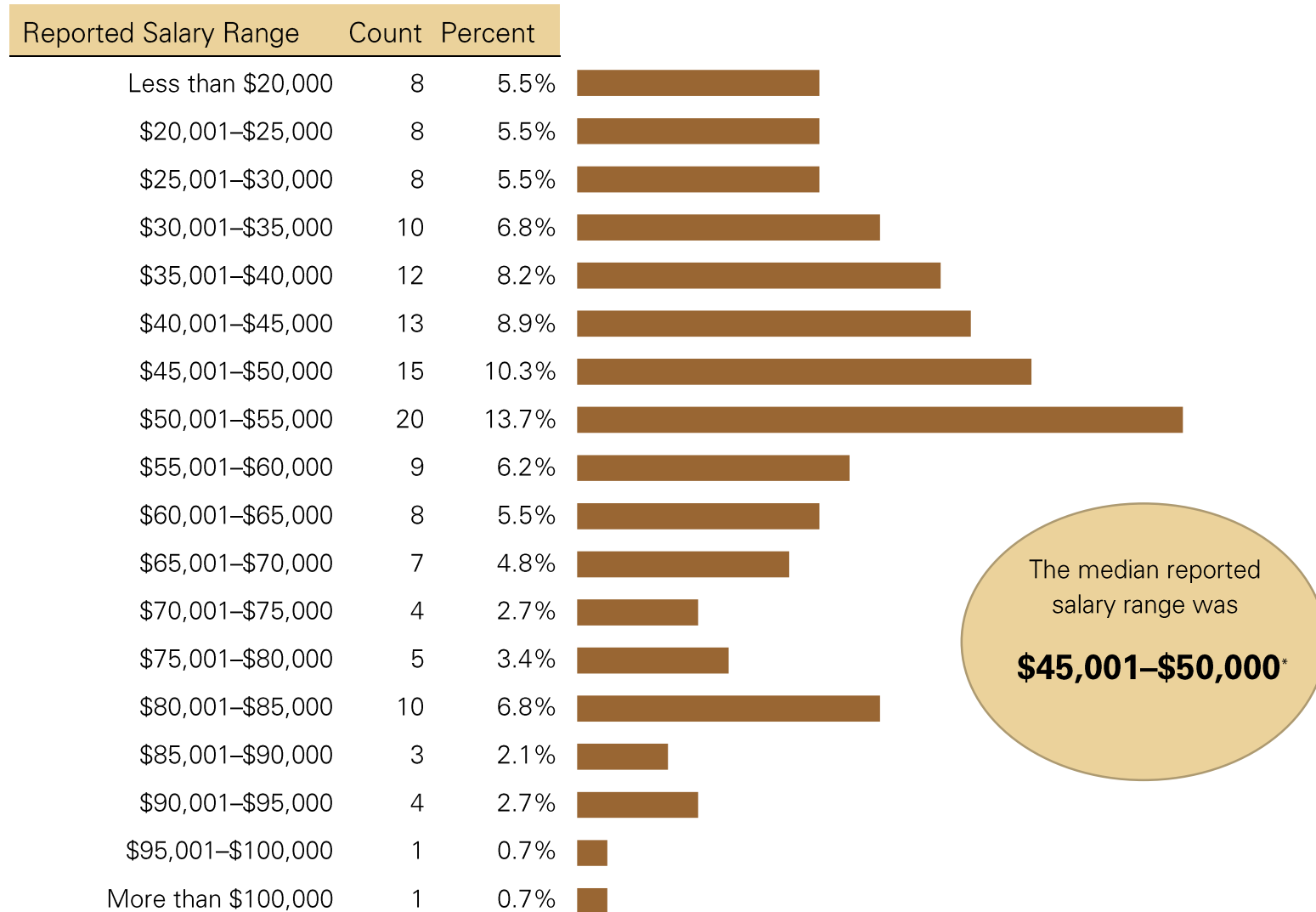
- **90.4%** of graduates were **actively engaged**.

	Percent	Count
Actively Engaged	90.4%	452
Employed full time*	54.6%	273
Continuing education	27.0%	135
Military service	0.0%	0
Employed part time, not seeking full time employment	0.6%	3
Employed part time and seeking full time employment	8.2%	41
Not Actively Engaged	9.6%	48
Volunteering	0.2%	1
Not immediately seeking employment	1.4%	7
Unemployed and seeking employment	8.0%	40

*Students who responded with the following primary activity categories were included in counts for *Employed full time*: "Employed full time or have accepted full-time employment" (257 graduates; 51.4% of total); "Post-graduation internship/fellowship" (9 graduates; 1.8% of total); and "Self-employed" (7 graduates; 1.4% of total).

Salaries (full-time employment)

Of the **273** College of Health and Human Services graduates who reported full-time employment, **146** graduates (53.5%) provided salary information.



*Salary data is self-reported and is not fact-checked. Salary counts are provided for informational purposes only and are not intended to be used for comparisons or predictions.

Degree Types

Degree level	Total number of graduates	Post-graduation data was obtained for:	
		count	percent
Baccalaureate	429	274	63.9%
Post-bacc certificate	33	15	45.5%
Masters	340	205	60.3%
Doctoral	10	9	90.0%

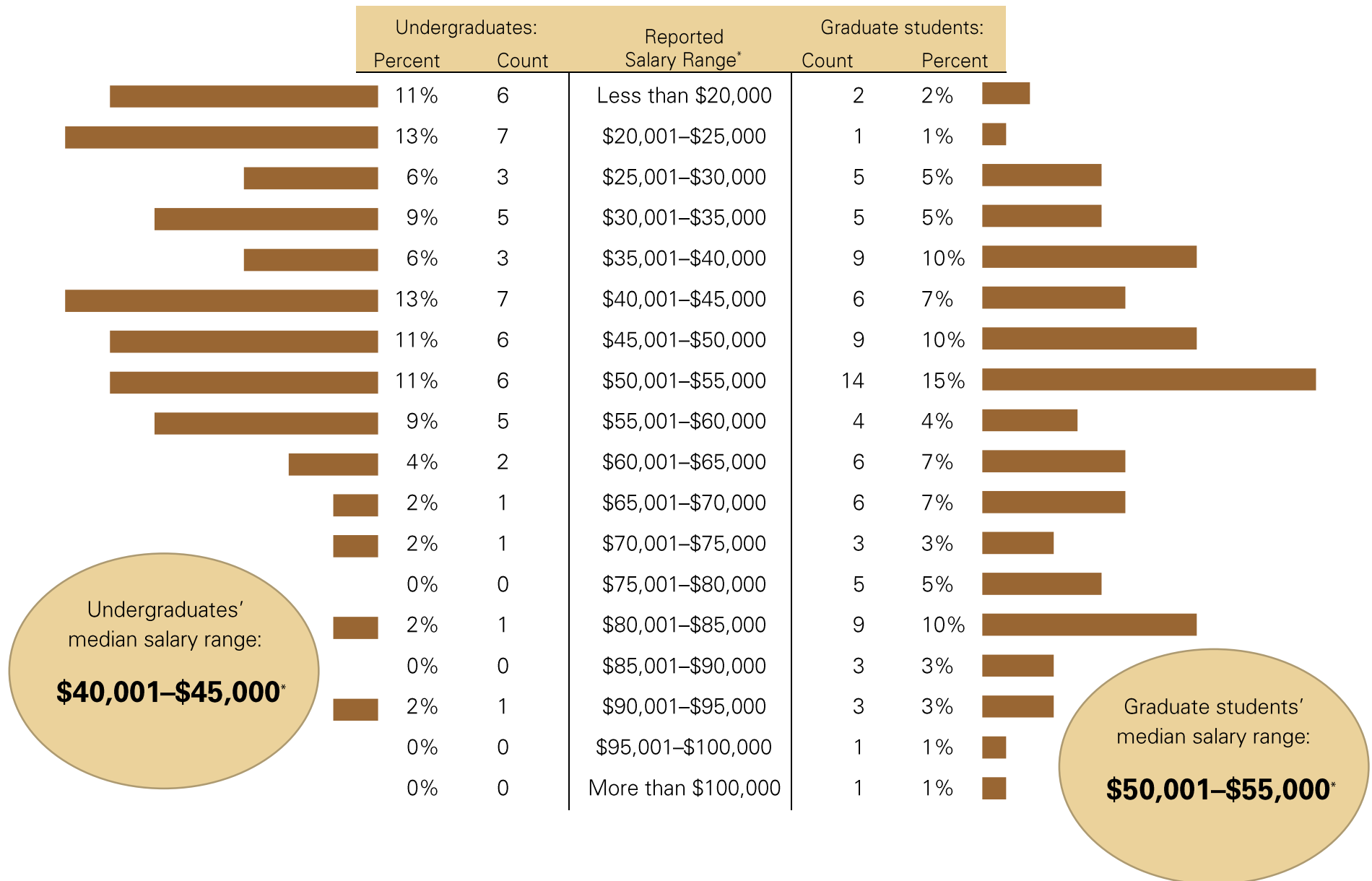
Post-Graduation Activity by Degree Type

- **91.6%** of undergraduates and **89.0%** of graduate students were **actively engaged**.

Undergraduates			Graduate students	
Count	Percent		Percent	Count
251	91.6%	Actively Engaged	89.0%	202
95	34.7%	Employed full time*	78.4%	178
124	45.3%	Continuing education	5.3%	12
0	0.0%	Military service	0.0%	0
3	1.1%	Employed part time, not seeking full time employment	0.0%	0
29	10.6%	Employed part time and seeking full time employment	5.3%	12
23	8.4%	Not Actively Engaged	11.0%	25
1	0.4%	Volunteering	0.0%	0
3	1.1%	Not immediately seeking employment	1.8%	4
19	10.6%	Unemployed and seeking employment	9.3%	21

*Students who responded with the following primary activity categories were included in counts for *Employed full time*: “Employed full time or have accepted full-time employment”; “Post-graduation internship/fellowship”; and “Self-employed”.

Salaries (full-time employment) by Degree Type



*Salary data is self-reported and is not fact-checked. Salary counts are provided for informational purposes only and are not intended to be used for comparisons or predictions.

Employment Information

Graduates who reported full-time employment were also asked to provide the location of their employment and to say to what extent their work was related to the degree they earned at WMU.

	Number of students reporting full-time employment	Location data was obtained for:		Reported location of employment (percent)		
		Count	Percent	In Michigan	Elsewhere in the US	Outside the United States
Whole College	273	232	85%	76%	23%	1%
Undergraduate	95	86	91%	84%	16%	0%
Graduate	178	146	82%	72%	27%	1%

	Number of students reporting full-time employment	Students who reported to what extent their job was related to their degree:		Percent of respondents who said their job was related:
		Count	Percent	
Whole College	273	164	60%	84%
Undergraduate	95	61	64%	67%
Graduate	178	103	58%	94%

Internship Completion

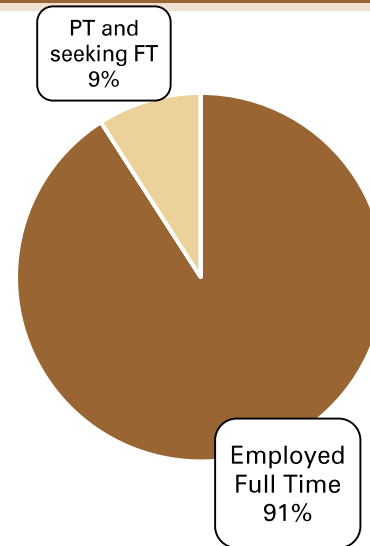
All graduates were asked whether they “participated in an experiential education activity” such as an internship or gained other work experience related to their field of study while enrolled at WMU.

	Total number of graduates	Students who responded to the internship question:		Respondents who reported completing an internship:	
		Count	Percent	Count	Percent
Whole College	809	378	47%	315	83%
Undergraduate	429	215	50%	168	78%
Graduate	381	163	43%	147	90%

ALCOHOL AND DRUG ABUSE (CERTIFICATE)

- **25** certificates were granted
- Data was obtained for **11** graduates (44%)
 - Of graduates for whom data was obtained:
 - **100%** were actively engaged*
 - **91%** were employed full time
 - **9%** were employed part time and seeking FT

100% (of 5 graduates who responded to the internship question) reported that they **completed an internship** or gained other work experience related to their field of study while enrolled at WMU.



Employment

Of the **10** Alcohol and Drug Abuse graduates who reported full-time employment, **0** graduates (0%) provided salary information.

100% reported that their job was related to their degree
(of 1 graduate who answered this question)

100% reported that they were working in Michigan
(of 7 graduates who provided their employment location)

Sample Job Titles and Employers

Clinical Case Coordinator at Shiawassee County Community Mental Health Authority
Counselor at a nonprofit organization
Counselor at Positive Images
Program Director at West Brook Recovery Center

Student Success Officer at Specs Howard School of Media Arts
Summer Celebration Camp Program Developer and Director at Wedgwood Christian Services
Therapist at St. John Providence Health System

* "Active engagement" is defined as full-time employment (including self-employment and post-graduate internships/fellowships); part-time employment (including those who are seeking and those who are not seeking full-time employment); continuing education; or military service. Categories not included in active engagement are unemployed and seeking employment; not seeking employment; and volunteering.

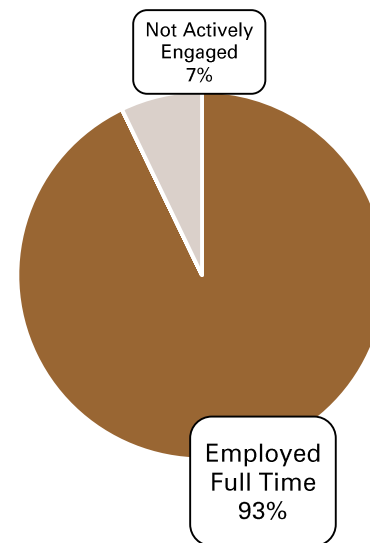
BLINDNESS AND LOW VISION STUDIES[†]

- **54** graduate degrees were granted
- Data was obtained for **28** graduates (52%)

Of graduates for whom data was obtained:

- **93%** were actively engaged*
 - **93%** were employed full time
 - **0%** were continuing education
 - **0%** were employed part time and seeking FT
- **7%** were unemployed and seeking employment

96% (of 23 graduates who responded to the internship question) reported that they **completed an internship** or gained other work experience related to their field of study while enrolled at WMU.



[†]Data includes graduates who earned degrees in Orientation and Mobility; Teaching Children with Visual Impairments; and Vision Rehabilitation Therapy.

*"Active engagement" is defined as full-time employment (including self-employment and post-graduate internships/fellowships); part-time employment (including those who are seeking and those who are not seeking full-time employment); continuing education; or military service. Categories not included in active engagement are unemployed and seeking employment; not seeking employment; and volunteering.

Employment

Of the **26** Blindness and Low Vision Studies graduates who reported full-time employment:

18 graduates (69%) provided salary information.

The median reported salary range was **\$45,001–\$50,000***

100% reported that their job was related to their degree
(of 18 graduates who answered this question)

35% reported that they were working in Michigan
(of 23 graduates who provided their employment location)

Sample Job Titles and Employers

Assistive Technology Specialist at a government agency	Orientation and Mobility Instructor at Utah School for the Deaf and Blind
Blind Rehab Instructor at West Haven VA Hospital	
Certified Orientation and Mobility Specialist at Children's Center for the Visually Impaired	Orientation and Mobility Specialist at Northside Independent School District
Certified Orientation and Mobility Specialist at VA Hospital	Program Support Assistant at U.S. Department of Veterans Affairs
Certified Vision Rehabilitation Therapist at Metrolina Association for the Blind	Special Education Teacher at Community Unit School District 200
Direct Care Support Professional at Residential Opportunities Inc.	Teacher Consultant for the Visually Impaired & Certified Orientation and Mobility Specialist at Washtenaw Intermediate School District
Director of Client Services at CARES of Southwest Michigan	Teacher of the Visually Impaired at CCSD 62
O&M at Portsmouth Public Schools	Teacher of the Visually Impaired/ O&M Instructor at KRESA
O&M Instructor at Center for the Visually Impaired	Teacher of Visually Impaired Students and Certified Orientation and Mobility Specialist at Wexford-Missaukee Intermediate School District
Orientation and Mobility and Teacher Consultant for the Visually Impaired at Livonia Public Schools	Teacher, Visually Impaired O&M Teacher at Van Buren ISD
Orientation and Mobility Instructor at Blind & Vision Rehabilitation Services of Pittsburgh	Vision Rehabilitation Therapist/Blind Rehabilitation Specialist at Blindness and Low Vision

*Salary data is self-reported and is not fact-checked. Median salary ranges are provided for informational purposes only and are not intended to be used for comparisons or predictions.

INTERDISCIPLINARY HEALTH[†]

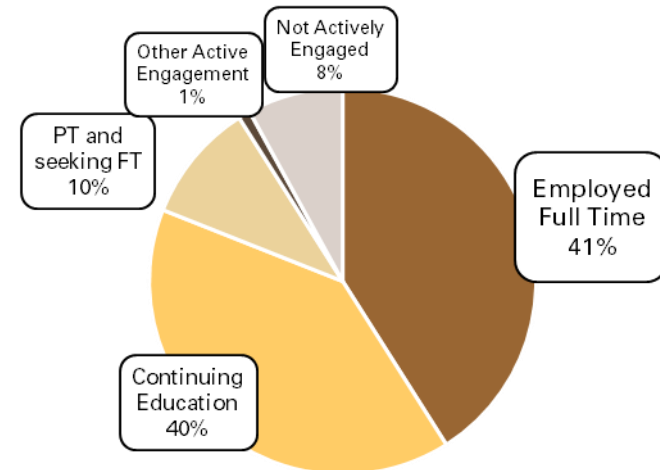
Overall

- **186** degrees were granted
- Data was obtained for **117** graduates (63%)

Of graduates for whom data was obtained:

- **92%** were actively engaged*
 - **41%** were employed full time
 - **40%** were continuing education
 - **10%** were employed part time and seeking FT
- **8%** were unemployed and seeking employment

91% (of 86 graduates who responded to the internship question) reported that they **completed an internship** or gained other work experience related to their field of study while enrolled at WMU.



Undergraduate

- **181** degrees were granted
- Data was obtained for **112** graduates (62%)

Of graduates for whom data was obtained:

- **92%** were actively engaged*
 - **38%** were employed full time
 - **42%** were continuing education
 - **11%** were employed part time and seeking FT
- **8%** were unemployed and seeking employment

Graduate

- **5** degrees were granted
- Data was obtained for **5** graduates (100%)

Of graduates for whom data was obtained:

- **100%** were actively engaged*
 - **100%** were employed full time

[†]Data includes graduates who earned degrees in Interdisciplinary Health Sciences and Interdisciplinary Health Services.

*"Active engagement" is defined as full-time employment (including self-employment and post-graduate internships/fellowships); part-time employment (including those who are seeking and those who are not seeking full-time employment); continuing education; or military service. Categories not included in active engagement are unemployed and seeking employment; not seeking employment; and volunteering.

Of the **48** Interdisciplinary Health graduates who reported full-time employment:

22 graduates (46%) provided salary information.

The median reported salary range was **\$20,000–\$30,000***

32% reported that their job was related to their degree
(of 25 graduates who answered this question)

80% reported that they were working in Michigan
(of 46 graduates who provided their employment location)

Sample Job Titles and Employers**

Account Manager at Coyote Logistics
Assistant Manager at Finish Line
Assistant Professor at University of Michigan-Flint
Assistant Professor at WMU School of Medicine
Assistant Store Manager at The Vitamin Shoppe
Associate Product Specialist at Tactile Medical
Caregiver at Friendship Village
Certified Nursing Assistant at Hoyt Nursing Home
Community Outreach Coordinator at Susan G. Komen
Customer Service Associate at Stryker
Customer Service Call Representative at PNC
Customer Service Representative at an IT company
Direct Support Professional at WMU Center for Disability Services
Director of Community Health Education and Policy at University of
Rochester Medical Center
Director of Research and Strategic Development at TrueNorth
Community Services
Financial Representative at Western & Southern Life
Front Desk Receptionist at Embassy Suites
Healthcare Food Service Supervisor at Skyline Medical Center
Home Health Aide at Compassionate Care Home Health Services
HR Assistant at Sparrow Health System

Inside Sales Representative at Ortho Molecular Products
Medical Assistant at Women's Health Care Specialists P.C.
Medical Laboratory Technician at a laboratory
Medical Records Clerk at Retirement and Rehab Facility
Medical Staff Services Coordinator at Borgess
Member Service Specialist at Advia Credit Union
Merchandise Pick Up Associate at Sears Roebuck and Co
Nurse Assistant at Botsford Hospital
Nurse Manager at Borgess
Ophthalmic Technician at Verdier Eye Center
Patient Access Representative at Mercy Health Saint Mary's
Patient Care Assistant at Bronson
Patient Care Representative at American Health Network
PCA at Heritage Community of Kalamazoo
Registration at Bronson
Sales Associate at GNC
Sales Supervisor at Kohl's Department Store
Senior Account Manager at Advance Employment Services
Skills Training Specialist at Oaklawn Psychiatric Center
Special Events at Photobooths
Staff Information Specialist at Karmanos Cancer Institute
Teacher's Aide at Discovery Center Preschool

*Salary data is self-reported and is not fact-checked. Median salary ranges are provided for informational purposes only and are not intended to be used for comparisons or predictions.

NURSING

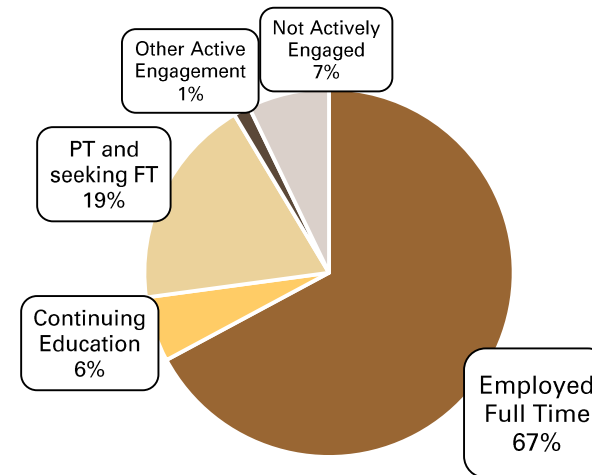
Overall

- **112** degrees were granted
- Data was obtained for **70** graduates (63%)

Of graduates for whom data was obtained:

- **93%** were actively engaged*
 - **67%** were employed full time
 - **6%** were continuing education
 - **19%** were employed part time and seeking FT
- **7%** were unemployed and seeking employment

48% (of 60 graduates who responded to the internship question) reported that they **completed an internship** or gained other work experience related to their field of study while enrolled at WMU.



Undergraduate

- **102** degrees were granted
- Data was obtained for **65** graduates (64%)

Of graduates for whom data was obtained:

- **92%** were actively engaged*
 - **66%** were employed full time
 - **6%** were continuing education
 - **18%** were employed part time and seeking FT
- **8%** were unemployed and seeking employment

Graduate

- **10** degrees were granted
- Data was obtained for **5** graduates (50%)

Of graduates for whom data was obtained:

- **100%** were actively engaged*
 - **80%** were employed full time
 - **20%** were employed part time and seeking FT
-

* "Active engagement" is defined as full-time employment (including self-employment and post-graduate internships/fellowships); part-time employment (including those who are seeking and those who are not seeking full-time employment); continuing education; or military service. Categories not included in active engagement are unemployed and seeking employment; not seeking employment; and volunteering.

Employment

Of the **47** Nursing graduates who reported full-time employment:

36 graduates (77%) provided salary information.

The median reported salary range was **\$50,001–\$55,000***

(NACE[†] reported national median salary, undergraduate level: \$53,300)

100% reported that their job was related to their degree
(of 37 graduates who answered this question)

90% reported that they were working in Michigan
(of 40 graduates who provided their employment location)

Sample Job Titles and Employers

Assistant Site Coordinator at Kalamazoo Communities in Schools
BSN RN at Borgess
BSN RN at Bronson
Caregiver at Curious Kids
Clinical Nurse at Hospital of the University of Pennsylvania
Faculty Specialist II at Western Michigan University
Graduate Nurse at Bronson
Manager of Nursing at Bronson
Medical Case Manager at CARES of Southwest Michigan
Nurse at RiverRock Services
Nurse Educator at Bronson
Registered Nurse at Beaumont Hospital

Registered Nurse at Borgess
Registered Nurse at Bronson
Registered Nurse at Bronson Battle Creek Hospital
Registered Nurse at Bronson Lakeview Hospital
Registered Nurse at Little Company of Mary Hospital
Registered Nurse at Memorial Hospital of South Bend
Registered nurse at Metro Health Hospital
Registered Nurse at Northwestern Memorial Hospital
Registered Nurse at Spectrum Health
Registered Nurse at St. Joseph Mercy Hospital
Registered Nurse at Veterans Administration Medical Center
Registered Nurse in Neonatal Intensive Care Unit at Spectrum Health

*Salary data is self-reported and is not fact-checked. Median salary ranges are provided for informational purposes only and are not intended to be used for comparisons or predictions.

†Data is from the September 2014 Salary Survey published by the National Association of Colleges and Employers. NACE surveys employers to collect salary information for bachelor's-level graduates who are working full time.

OCCUPATIONAL THERAPY[†]

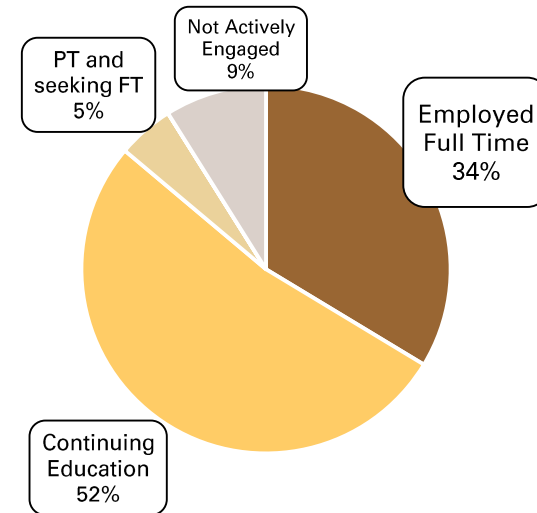
Overall

- **139** degrees were granted
- Data was obtained for **101** graduates (73%)

Of graduates for whom data was obtained:

- **91%** were actively engaged*
 - **34%** were employed full time
 - **52%** were continuing education
 - **5%** were employed part time and seeking FT
- **8%** were unemployed and seeking employment

87% (of 70 graduates who responded to the internship question) reported that they **completed an internship** or gained other work experience related to their field of study while enrolled at WMU.



Undergraduate

- **49** degrees were granted
- Data was obtained for **44** graduates (90%)

Of graduates for whom data was obtained:

- **100%** were actively engaged*
 - **100%** were continuing education

Graduate

- **90** degrees were granted
- Data was obtained for **57** graduates (63%)

Of graduates for whom data was obtained:

- **84%** were actively engaged*
 - **60%** were employed full time
 - **16%** were continuing education
 - **9%** were employed part time and seeking FT
- **14%** were unemployed and seeking employment

[†]Data includes graduates who earned degrees in Interdisciplinary Health Services: OT and Occupational Therapy.

*"Active engagement" is defined as full-time employment (including self-employment and post-graduate internships/fellowships); part-time employment (including those who are seeking and those who are not seeking full-time employment); continuing education; or military service. Categories not included in active engagement are unemployed and seeking employment; not seeking employment; and volunteering.

Employment

Of the **34** Occupational Therapy graduates who reported full-time employment:

13 graduates (38%) provided salary information.

The median reported salary range was **\$55,001–\$60,000***

(NACE[†] reported national median salary, undergraduate level: not available)

100% reported that their job was related to their degree
(of 17 graduates who answered this question)

55% reported that they were working in Michigan
(of 31 graduates who provided their employment location)

Sample Job Titles and Employers

Early Intervention MS OTR/L at Milestones Pediatric Therapy
MS, OTR/L at Physiotherapy Associates and Borgess Hospital

Occupational Therapist

Occupational Therapist at Beaumont Health System

Occupational Therapist at Concept Rehab

Occupational Therapist at Elmhurst Memorial Healthcare

Occupational Therapist at HCR ManorCare

Occupational Therapist at Healthcare

Occupational Therapist at HealthSouth

Occupational Therapist at Little You Inc.

Occupational Therapist at McLaren Hospital

Occupational Therapist at Pine Rest/Harbor Rehab/Sunset Rehab-
Brookcrest

Occupational Therapist at ProStep Rehab

Occupational Therapist at Rehabilitation

Occupational Therapist at Southwest Regional Rehabilitation Center

Occupational Therapist at Spectrum Health

Occupational Therapist at The Center for Childhood Development

Occupational Therapist at The Shandy Clinic

Occupational Therapist at Troy Beaumont

Occupational Therapist at Tuomey Healthcare System

Occupational Therapist at University of Chicago Medicine

OTR at Milestone Therapy

OTR/L at Hospital

Pediatric Occupational Therapist at Family Tree Therapies

Pediatric Occupational Therapist at Therapeutic Preschool

Pediatric OTR/L at Center for Childhood Development

Program Support Staff at Community Living Options

Schwab Rehab Outpatient Pediatrics at The Mount Sinai Hospital

Women's Junior Olympic Gymnastics Team Coach at Rising Stars
Academy of Gymnastics and Tumbling

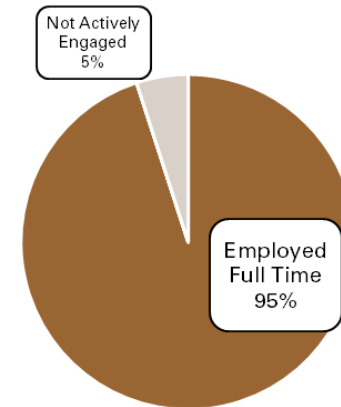
*Salary data is self-reported and is not fact-checked. Median salary ranges are provided for informational purposes only and are not intended to be used for comparisons or predictions.

†Data is from the September 2014 Salary Survey published by the National Association of Colleges and Employers. NACE surveys employers to collect salary information for bachelor's-level graduates who are working full time.

PHYSICIAN ASSISTANT

- **35** graduate degrees were granted
- Data was obtained for **22** graduates (63%)
 - Of graduates for whom data was obtained:
 - **95%** were actively engaged*
 - **95%** were employed full time
 - **5%** were unemployed and seeking employment

41% (of 17 graduates who responded to the internship question) reported that they **completed an internship** or gained other work experience related to their field of study while enrolled at WMU.



Employment

Of the **21** Physician Assistant graduates who reported full-time employment, **16** graduates (76%) provided salary information.

The median reported salary range was **\$80,001–\$85,000****

100% reported that their job was related to their degree
(of 16 graduates who answered this question)

90% reported that they were working in Michigan
(of 21 graduates who provided their employment location)

Sample Job Titles and Employers

Physician Assistant
 Physician Assistant at Beaumont Hospital
 Physician Assistant at BHCMW Family Medicine
 Physician Assistant at Borgess
 Physician Assistant at Borgess Orthopedics
 Physician Assistant at Bronson
 Physician Assistant at DayOne
 Physician Assistant at Grand Valley Health Plan
 Physician Assistant at Hospital

Physician Assistant at Lakeland Healthcare
 Physician Assistant at Medical/Healthcare
 Physician Assistant at Mercy Health
 Physician Assistant at Orthopedics
 Physician Assistant at Outpatient Family Medicine
 Physician Assistant at Pediatrics
 Physician Assistant at Sanford Health
 Physician Assistant at Spectrum Health
 Physician Assistant at West Michigan Cancer Center

*"Active engagement" is defined as full-time employment (including self-employment and post-graduate internships/fellowships); part-time employment (including those who are seeking and those who are not seeking full-time employment); continuing education; or military service. Categories not included in active engagement are unemployed and seeking employment; not seeking employment; and volunteering.

**Salary data is self-reported and is not fact-checked. Median salary ranges are provided for informational purposes only and are not intended to be used for comparisons or predictions.

SOCIAL WORK

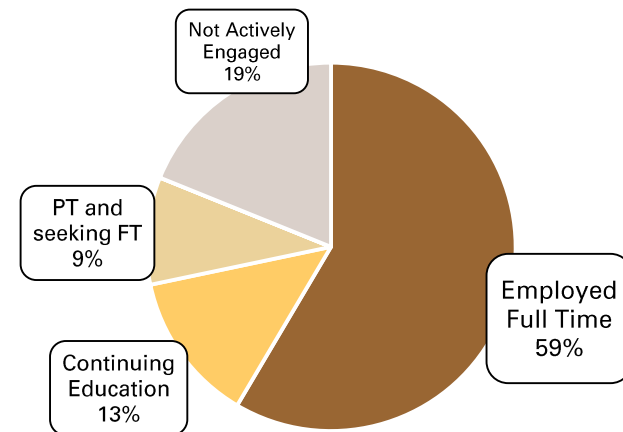
Overall

- **182** degrees were granted
- Data was obtained for **106** graduates (58%)

Of graduates for whom data was obtained:

- **81%** were actively engaged*
 - **59%** were employed full time
 - **13%** were continuing education
 - **9%** were employed part time and seeking FT
- **13%** were unemployed and seeking employment

98% (of 83 graduates who responded to the internship question) reported that they **completed an internship** or gained other work experience related to their field of study while enrolled at WMU.



Undergraduate

- **58** degrees were granted
- Data was obtained for **33** graduates (57%)

Of graduates for whom data was obtained:

- **76%** were actively engaged*
 - **21%** were employed full time
 - **39%** were continuing education
 - **15%** were employed part time and seeking FT
- **15%** were unemployed and seeking employment

Graduate

- **124** degrees were granted
- Data was obtained for **73** graduates (59%)

Of graduates for whom data was obtained:

- **84%** were actively engaged*
 - **75%** were employed full time
 - **1%** were continuing education
 - **7%** were employed part time and seeking FT
- **12%** were unemployed and seeking employment

*"Active engagement" is defined as full-time employment (including self-employment and post-graduate internships/fellowships); part-time employment (including those who are seeking and those who are not seeking full-time employment); continuing education; or military service. Categories not included in active engagement are unemployed and seeking employment; not seeking employment; and volunteering.

Employment

Of the **62** Social Work graduates who reported full-time employment, **27** graduates (44%) provided salary information.

The median reported salary range was **\$30,001–\$35,000***
(NACE[†] reported national median salary, undergraduate level: \$35,700)

77% reported that their job was related to their degree
(of 35 graduates who answered this question)

87% reported that they were working in Michigan
(of 46 graduates who provided their employment location)

Sample Job Titles and Employers

ABA Specialist at Mental Health Mental Retardation Association of
Harris County
Administrative Assistant at Pine Rest Christian Mental Health Services
Adoption Specialist at Bethany Christian Services
Adult Case Manager at Genesee Health System
Case Manager at Bethany Christian Services
Case Manager at Healthy Babies Healthy Start, Kalamazoo County
Case Manager at InterAct of Michigan
Case Manager at Senior Services
Case Worker at Communities in Schools
Child Welfare at Department of Human Services
Children's Services Supervisor at Kalamazoo County DHS
Clinician at Family Outreach Center
Counselor
Direct Care Staff
Director of Social Services at St. Ann's
Director of Social Services at The Legacy on 10th Avenue
Financial Aid Specialist at Grace Bible College
Foster Care Case Manager at The Judson Center
Foster Care Worker at State of Michigan
Home Health Aide at Passionate About People Home Care
Life Coach at Bethany Christian Services

Life Enrichment Director at NorthPointe Woods
LLMSW/Transition Specialist at PESG YAA Charter School
Medical Office Secretary at Helen Devos Children's Hospital
Medical Social Worker at Spectrum Health
MSW at Northpointe Behavioral Health Services
Patient Financial Advocate at Bronson
Program Director at MRC Industries Inc.
Project Manager at Starr Commonwealth
Receptionist at Family and Children Services
Residential Advocate at Hope Network
Residential Supervisor at Riverwood Center
Sales Manager at Retail
School Counselor at Minerva Bilingual School
School Social Worker at Gobles Public Schools
Shift Team Leader/Crisis Worker at Gryphon Place
Social Worker at City of Detroit
Social Worker at a nonprofit organization
Supports Coordinator at MOKA
Therapist at Clinical Social Work
Therapist at Porter-Starke Services
Youth Treatment Specialist at Wedgwood Christian Services

*Salary data is self-reported and is not fact-checked. Median salary ranges are provided for informational purposes only and are not intended to be used for comparisons or predictions.

†Data is from the September 2014 Salary Survey published by the National Association of Colleges and Employers. NACE surveys employers to collect salary information for bachelor's-level graduates who are working full time.

SPEECH PATHOLOGY AND AUDIOLOGY[†]

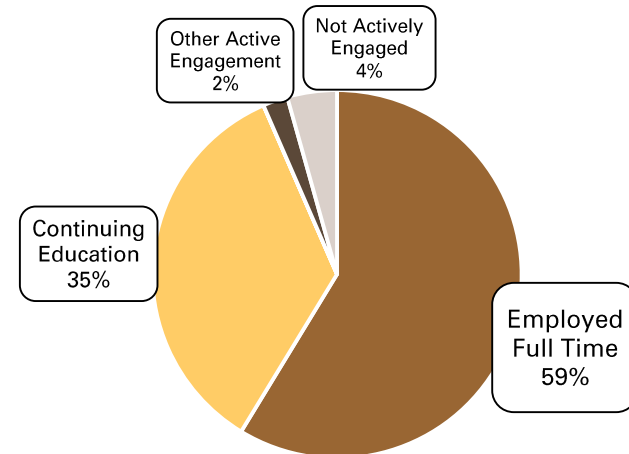
Overall

- **73** degrees were granted
- Data was obtained for **46** graduates (63%)

Of graduates for whom data was obtained:

- **96%** were actively engaged*
 - **59%** were employed full time
 - **35%** were continuing education
- **2%** were unemployed and seeking employment

94% (of 36 graduates who responded to the internship question) reported that they **completed an internship** or gained other work experience related to their field of study while enrolled at WMU.



Undergraduate

- **37** degrees were granted
- Data was obtained for **19** graduates (51%)

Of graduates for whom data was obtained:

- **95%** were actively engaged*
 - **11%** were employed full time
 - **79%** were continuing education
- **0%** were unemployed and seeking employment

Graduate

- **36** degrees were granted
- Data was obtained for **27** graduates (75%)

Of graduates for whom data was obtained:

- **96%** were actively engaged*
 - **93%** were employed full time
 - **4%** were continuing education
- **4%** were unemployed and seeking employment

[†]Data includes graduates who earned degrees in Audiology and Speech Pathology and Audiology.

*"Active engagement" is defined as full-time employment (including self-employment and post-graduate internships/fellowships); part-time employment (including those who are seeking and those who are not seeking full-time employment); continuing education; or military service. Categories not included in active engagement are unemployed and seeking employment; not seeking employment; and volunteering.

Employment

Of the **27** Speech Pathology and Audiology graduates who reported full-time employment:

15 graduates (56%) provided salary information.

The median reported salary range was **\$50,001–\$55,000***

94% reported that their job was related to their degree
(of 16 graduates who answered this question)

68% reported that they were working in Michigan
(of 19 graduates who provided their employment location)

Sample Job Titles and Employers

Audiologist at Mid MI ENT
CNA at Kathy Koats
Neurofeedback Technician at Neurocore
Speech-Language Pathologist at Applied Behavior Learning Services
Speech-Language Pathologist at Senior Rehab Solutions
Speech-Language Pathologist at Skilled Nursing Facility
Speech-Language Pathologist at Camelot Education
Speech-Language Pathologist at Gratiot-Isabella Regional Educational
Service District

Speech-Language Pathologist at a hospital
Speech-Language Pathologist at a rehabilitation hospital
Speech-Language Pathologist at Shiawassee RESD
Speech-Language Pathologist at Spectrum Health
Speech-Language Pathologist at Speech Therapy
Speech-Language Pathologist CF at ProStep Rehab
Speech-Language Pathologist CFY at Futures Education
Speech-Language Pathologist CFY at Van Buren School District
Staff Audiologist at Department of Veterans Affairs

*Salary data is self-reported and is not fact-checked. Median salary ranges are provided for informational purposes only and are not intended to be used for comparisons or predictions.

EXTENDED UNIVERSITY PROGRAMS – UNIVERSITY STUDIES

Overview

- **254** students earned baccalaureate degrees from WMU Extended University Programs.
- Data was obtained for **49.2%** of graduates from WMU Extended University Programs (125 graduates).

Post-Graduation Activity

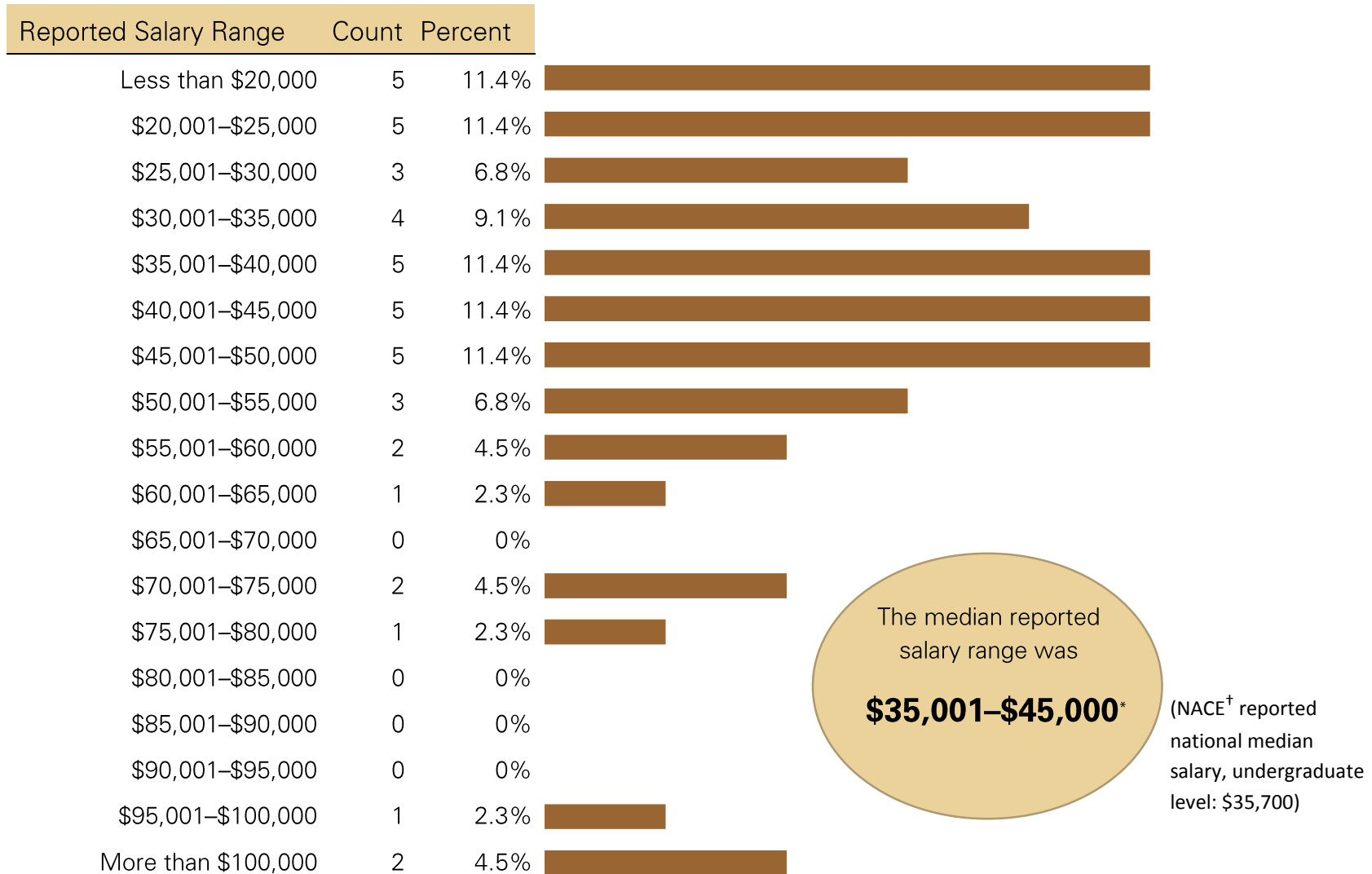
- **93.6%** of graduates were **actively engaged**.

	Percent	Count
Actively Engaged	93.6%	117
Employed full time*	66.4%	83
Continuing education	12.8%	16
Military service	1.6%	2
Employed part time, not seeking full time employment	0.0%	0
Employed part time and seeking full time employment	12.8%	16
Not Actively Engaged	6.4%	8
Volunteering	0.0%	0
Not immediately seeking employment	0.8%	1
Unemployed and seeking employment	5.6%	7

*Students who responded with the following primary activity categories were included in counts for *Employed full time*: “Employed full time or have accepted full-time employment” (77 graduates; 61.6% of total); “Post-graduation internship/fellowship” (0 graduates; 0% of total); and “Self-employed” (6 graduates; 4.8% of total).

Salaries (full-time employment)

Of the **83** Extended University Programs graduates who reported full-time employment, **44** graduates (53.0%) provided salary information.



*Salary data is self-reported and is not fact-checked. Salary counts are provided for informational purposes only and are not intended to be used for comparisons or predictions.

†Data is from the September 2014 Salary Survey published by the National Association of Colleges and Employers. NACE surveys employers to collect salary information for bachelor's-level graduates who are working full time.

Sample Job Titles and Employers

Account Manager at Coyote Logistics	Manager at Borgess
Administrative Assistant at TEK Systems	Marketing Director at Class Appraisal
Animal Care Specialist at Kalamazoo Nature Center	Medical Records Technician at West Michigan Cancer Center
Area Sales Manager at a retail business development	Medical Research Associate 2 at MPI Research
Assistant Branch Manager at a bank	Network Technician at AVL North America
Assistant Project Supervisor at Arabian Railway Company	Office Coordinator at Western Michigan University
Assistant Soccer Coach at University at Buffalo	Office Manager at Noggle Inc.
Associate at Jo-Ann Stores	Operations Manager at Liquid Asset Partners
Audiology Technician	Operations Supervisor at Exel logistics
Aviation Associate at USAF	Operator at Hexacomb
Brand Manager at Stryker Instruments	Operator at Mann & Hummel
Broadcast Engineer at WWMT(CBS)/CW7(CW)	Patient Representative at Bronson Lakeview Hospital
Budget and Accreditation Specialist at Office of Institutional Effectiveness	Personal Stylist at Bridal/Event Coordinating
Business Support Advisor at Consumers Energy	Personal Trainer and Swim Instructor at Macatawa Legends
Case Manager at Community Corrections	Production Supervisor at Brembo North America
Computer Analyst at a hospital	Production Supervisor at Coca-Cola Refreshment
Corrections Officer at St. Joseph County Sheriff Dept.	Professional Basketball Player at Indiana Pacers
Credit Card Consultant at PNC	Project Associate at inVentiv Health
Debt Solutions Representative at Educational Community Credit Union	Property Manager at Bainbridge Companies
Defense Movement Coordinator at Army National Guard	Rescue Ministry at Kalamazoo Gospel Mission
Direct Care Staff at Family and Children Services	Research Technician at a biomedical research company
Engineer at Flowserve	Retail Merchandiser/Product Developer at Boyne Highlands Resort
Engineering Recruiter at Aerotek	Sales at Echo Global Logistics
Executive Administrative Assistant at Apple	Sales Consultant at KSS Enterprises
Fitness Instructor at Endurance Fitness	Sales Representative at Classic Gutter Systems, LLC
Floor Supervisor at McCopCo	Secretary 9/Education at State of Michigan
General Manager/Event Planner at Millennium Restaurant Group	Senior Manager, Applications Development at Healthcare Information and Management Systems Society
Head Coach at Paris 13 Corsaires	SMT at American Axle & Manufacturing
Head JV Girls Basketball Coach at East Grand Rapids High School	Social Media at General Motors
Healthcare Service at John Ganton	Special Assistant to the Lt. Governor at State of Michigan
Human Resources at Apple	Staffing and Recruiting at Advanced Employment
Inventory Analyst at Chrysler	Team Leader at PNC
Management at Chrysler	Teller at PNC

Employment Information

Graduates who reported full-time employment were also asked to provide the location of their employment and to say to what extent their work was related to the degree they earned at WMU.

	Number of students reporting full-time employment	Location data was obtained for:		Reported location of employment (percent)		
		Count	Percent	In Michigan	Elsewhere in the US	Outside the United States
All EUP	83	73	88%	77%	21%	3%

	Number of students reporting full-time employment	Students who reported to what extent their job was related to their degree:		Percent of respondents who said their job was related:
		Count	Percent	
All EUP	83	50	60%	26%

Internship Completion

All graduates were asked whether they “participated in an experiential education activity” such as an internship or gained other work experience related to their field of study while enrolled at WMU.

	Total number of graduates	Students who responded to the internship question:		Respondents who reported completing an internship:	
		Count	Percent	Count	Percent
All EUP	254	89	35%	20	22%

