



Career Outcomes for WMU Graduates

Post-Graduation
Activity Report 2018-19

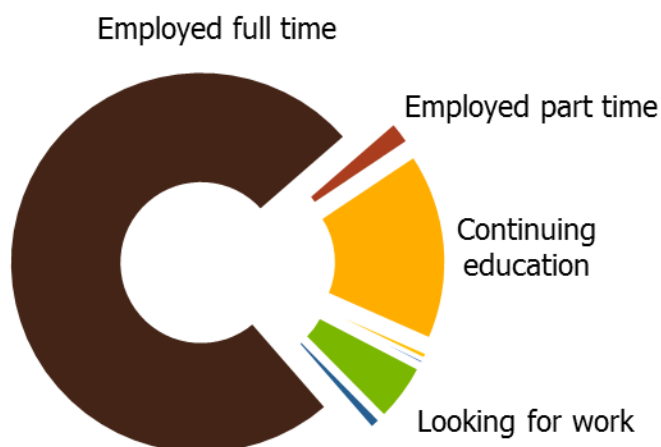
WESTERN MICHIGAN UNIVERSITY

Career Outcomes Summary

Post-Graduation Activity 2018-19

94% of WMU graduates were actively engaged:

- Employed full time: **75%**
- Employed part time: **2%**
- Continuing education: **16%**
- Military service: **0.6%**
- Volunteering full time: **0.4%**



Full-Time Employment Highlights

- 75% employed full time
- \$45,000 to \$50,000 – median salary
- 93% have a job related to degree
- 90% are satisfied with their job
- 73% work in Michigan
- 4% work outside the United States

Continuing Education

- 16% continue education after WMU
- 51% returned to WMU for further education
- 137 fields of study pursued by WMU grads

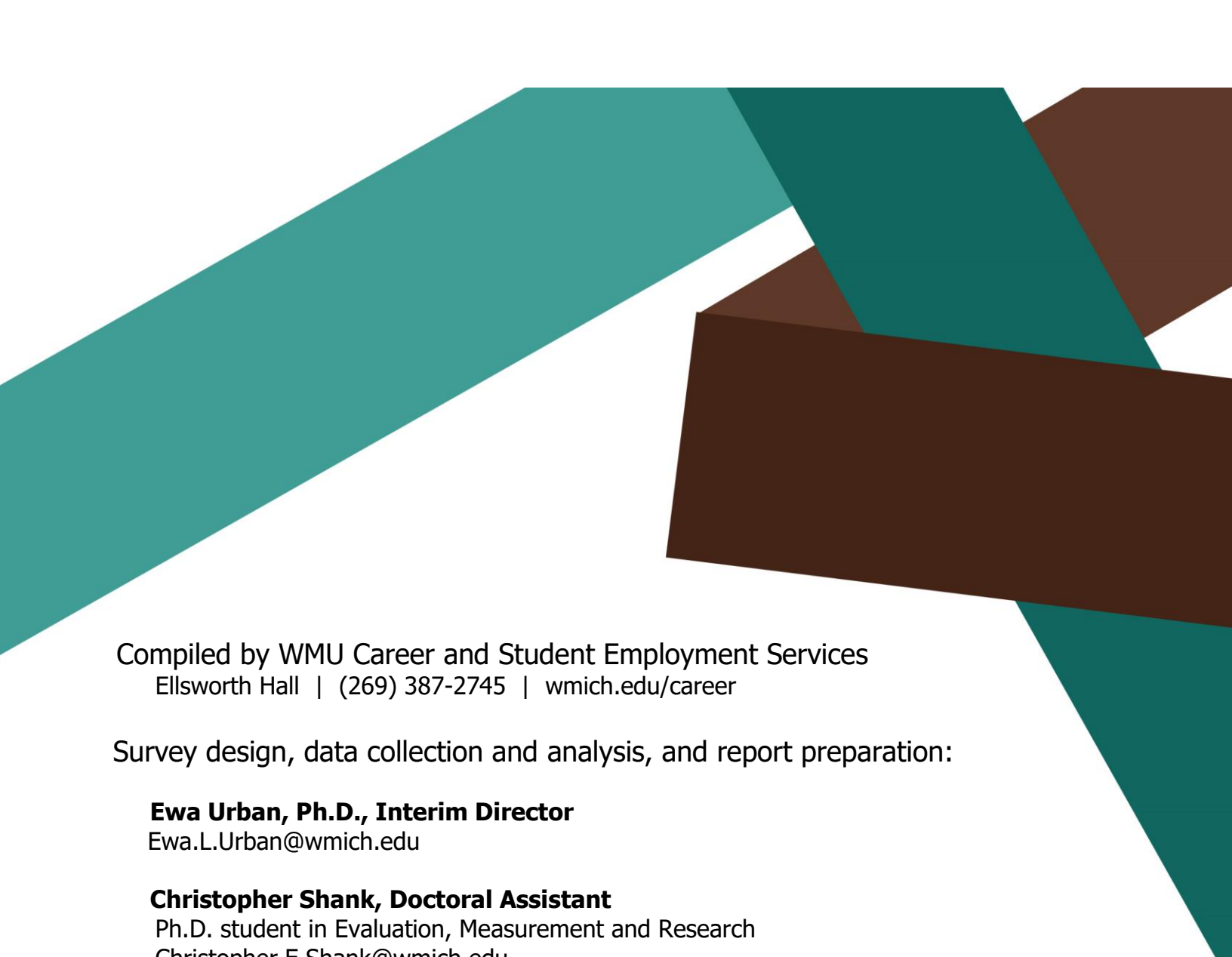
93%
completed experiential
education

90%
said that their education and experience at WMU
prepared them for their profession

98%
had instructors who made them excited about
learning

71%
had a mentor who encouraged them to pursue
their goals and dreams

Data based on 73% response rate.



Compiled by WMU Career and Student Employment Services
Ellsworth Hall | (269) 387-2745 | wmich.edu/career

Survey design, data collection and analysis, and report preparation:

Ewa Urban, Ph.D., Interim Director

Ewa.L.Urban@wmich.edu

Christopher Shank, Doctoral Assistant

Ph.D. student in Evaluation, Measurement and Research

Christopher.E.Shank@wmich.edu

Lazarius Miller

M.A. student in Evaluation, Measurement and Research; and
Organizational Change Leadership

Lazarius.Miller@wmich.edu

This version last updated December 23, 2019

Download the latest report at wmich.edu/career/planning



**Career and Student
Employment Services**

WESTERN MICHIGAN UNIVERSITY



Contents

About the Data	6
Demographics.....	7
Western Michigan University – All Degrees	8
WMU – Undergraduate Degrees.....	13
WMU– Graduate Degrees	14
Post-Graduation Activity By College and Major	16
Arts and Sciences	18
Anthropology	22
Biology	23
Biomedical Sciences	24
Chemistry	25
Communication	26
Criminal Justice.....	28
Economics	30
English	30
English: Creative Writing	32
English: Rhetoric and Writing Studies	33
Environment and Sustainability	34
Gender and Women’s Studies	36
Geography.....	37
Geological and Environmental Sciences	39
Global and International Studies	41
History	42
International Development Administration	43
Journalism.....	44
Mathematics	45
Organizational Communication.....	46
Philosophy.....	47
Physics.....	48
Political Science	49
Psychology Behavioral Science.....	50
Psychology General	51
Psychology Graduate Programs.....	52

Contents

Public Administration.....	54
Public Relations.....	55
Religion.....	56
Science Education.....	57
Sociology.....	58
Spanish.....	59
Statistics.....	60
World Languages and Literatures.....	61
Aviation.....	62
Aviation Flight Science.....	65
Aviation Management and Operations.....	67
Aviation Technical Operations.....	68
Education and Human Development.....	69
Athletic Training, Coaching, Physical Ed.....	74
Counseling Psychology.....	75
Counselor Education.....	76
Dietetics.....	78
Educational and Instructional Technology.....	79
Educational Leadership.....	80
Educational Leadership: HESA.....	81
Educational Leadership: K12.....	82
Elementary Education.....	83
Evaluation, Measurement, and Research.....	85
Exercise Science.....	86
Family and Consumer Sciences.....	87
Family Science.....	87
Fashion Merchandising and Design.....	90
Health Education.....	91
Interior Design.....	92
Literacy Studies.....	93
Organizational Change Leadership.....	94
Practice of Teaching.....	95
Recreation.....	96

Contents

Secondary Education	98
Special Education	99
Workforce Education and Development	100
Engineering and Applied Sciences	101
Aerospace Engineering	106
Chemical Engineering	108
Civil and Construction Engineering	110
Computer Engineering	111
Computer Science	112
Electrical Engineering	114
Engineering Design Technology	116
Engineering Management	117
Engineering Management Technology	118
Graphic and Printing Science	119
Industrial Engineering	120
Manufacturing Engineering	122
Mechanical Engineering	123
Paper Engineering	125
Fine Arts	126
Art	131
Dance	132
Graphic Design	133
Music	134
Music Education	136
Music Therapy	137
Theatre	138
Haworth College of Business	140
Accountancy	144
Advertising and Promotion	146
Business Administration (MBA)	148
Computer Information Systems	150
Digital Marketing and eCommerce	152
Entrepreneurship	153

Contents

Finance	154
Food & Consumer Package Goods Marketing	156
Human Resource Management	158
Integrated Supply Management	159
Management	161
Marketing	163
Sales and Business Marketing	165
Health and Human Services	167
Alcohol and Drug Abuse	172
Blindness and Low Vision Studies	173
Healthcare Services and Sciences	174
Integrative Holistic Health and Wellness	176
Interdisciplinary Health Sciences	177
Nursing	178
Occupational Therapy	180
Physician Assistant	181
Public Health	182
Social Work	183
Speech Pathology and Audiology	185
Interdisciplinary Programs	186
Health Informatics and Info Management	187
University Studies	188
Lee Honors College	190
National Salary Data	195

About the Data



Career and Student Employment Services conducts the annual Post-Graduation Activity Survey on behalf of the University. The survey is conducted in accordance with the “Standards and Protocols for the Collection and Dissemination of Graduating Student Initial Career Outcomes Information” published by the National Association of Colleges and Employers (NACE).

Three weeks before each graduation, all graduating students receive an email from their college dean, department chairperson, or program director with a personalized link to the Post-Graduation Activity Survey. **Survey respondents select one post-**

graduation activity category: working full time, working part time, further education, military service, volunteering full time (like Peace Corps, AmeriCorps, mission work), personal commitments (e.g., family, travel, etc.), or looking for work.

Nonrespondents receive at least four reminders via email. For the graduates who have not responded to the survey after multiple invitations, we gather employment data from public LinkedIn profiles. **We obtained data for 73% of graduates (N=3,696).** Seventy-six percent of the data in this report was obtained through the online questionnaire and 24% through LinkedIn.

Post-graduation activity data was updated throughout the year by following up with respondents who indicated they were seeking employment at the time of completing the survey. The data collection cycle ended on November 30, 2019.

Fifty-one percent (51%, N=1430) of respondents working full time reported a salary range. Salary information is reported only for full-time employment, and it includes salaries for jobs outside the United States. **We publish median salary ranges for majors/programs with at least five reported salaries.** At the end of the report we include national data from the salary surveys published by NACE. All salary data is provided for informational purposes only and is not intended to be used for comparisons or predictions.

The report lists all WMU majors for which sufficient data has been collected. Names of majors in the report align with those listed at wmich.edu/academics. If there are fewer than five primary activity responses for a program (or for one-degree level of a program), data from 2017–18 is added and/or similar majors are combined. **If there are fewer than five responses for a program from 2017–18 and 2018–19 together, the program is not included in the report.** Data from 2017–18 is added only to the individual reports for the majors, not to the overall college or university reports.

There were 268 students who completed two or more majors during the reporting period. They are included once in each section of the report that corresponds to one of their degrees. No student’s data is counted twice in the same report section.

Respondents had an opportunity to offer comments about their experience at WMU. Some of these are included throughout the report. In addition, the graduates who completed Bronco Spotlights at wmich.edu/career/brconspotlights are featured in the report.

NACE and Career and Student Employment Services acknowledge that the positive impact of a college education cannot be measured merely in terms of employment, earnings, or continued education. The most significant and substantive outcomes of personal and professional growth occur over the lifetime of the individual graduate.

Demographics

The target population for the Post-Graduation Activity Survey includes all WMU students who graduate with bachelor's, master's, or doctoral degrees during the year of the report. For 2018–19, we surveyed the **5,063** students who earned their degrees between August 2018 and June 2019. Post-graduation activity data was obtained for **3,696 graduates**, or **73% of the population**.

The tables below show demographic distributions for the survey population and the respondent population. Demographic data was obtained from Cognos.

Population Totals	All 2018–19 Graduates		Respondents	
	5063 Graduates 5333 Degrees Awarded		3696 Graduates Data for 3901 Degrees	
	counts	% of total	counts	% of total
Degree Types*				
Bachelor's	3824 degrees	72%	2687	69%
Master's	1328 degrees	25%	1058	27%
Doctoral	122 degrees	2%	112	3%
Post baccalaureate Certificate	59 certificates	1%	44	1%
Graduation Semester				
Summer II (August) 2018	532	11%	380	10%
Fall (December) 2018	1527	30%	1099	30%
Spring (April) 2019	2298	45%	1775	48%
Summer I (June) 2019	706	14%	442	12%
Gender				
Female	2669	53%	1998	54%
Male	2394	47%	1698	46%
Race/Ethnicity				
American Indian or Alaska Native	19	0.4%	14	0.4%
Asian	101	2%	77	2.1%
Black or African American	410	8.1%	274	7.4%
Hispanic	268	5.3%	183	5%
International	510	10.1%	401	10.8%
Native Hawaiian or Other Pacific Islander	4	0.1%	1	0%
Two or More Races	143	2.8%	103	2.8%
White	3565	70.4%	2615	70.8%
Not reported	43	0.8%	28	0.8%

* 223 graduates earned a double major, 2 a triple major, 4 graduates earned a master's and a doctoral degree, 4 received two master's degrees, 2 earned a master's and a bachelor's degree, 28 earned a certificate and a master's degree, 1 a bachelor's degree and a certificate, 2 received two master's degrees and a certificate, and 2 earned a doctoral degree and a certificate.

Western Michigan University – All Degrees

Post-Graduation Activity

94% of all WMU graduates were actively engaged.

	All WMU degrees		Undergraduate		Graduate degrees	
	count	percent	count	percent	count	percent
Actively Engaged	3489	94%	2379	94%	1110	95%
Employed full time	2779	75%	1816	72%	963	82%
Employed part time	67	2%	52	2.1%	15	1.3%
Continuing education	604	16%	476	18.9%	128	10.9%
Military service	24	0.6%	22	0.9%	2	0.2%
Volunteering full time	15	0.4%	13	0.5%	2	0.2%
Not Actively Engaged	207	6%	143	6%	64	5%
Looking for work	171	5%	118	5%	53	4%
Personal commitments (e.g. family, travel, etc.)	36	1%	25	1%	11	1%

Survey Population

	Degrees Awarded	Response Rate	
All degrees	5333	3901	73%
Bachelor's	3824	2687	70%
Master's	1328	1058	80%
Doctoral	122	112	92%
Post baccalaureate Certificate	59	44	75%

"WMU has great studying and living environment for international students. My department truly cares about all students, treats everybody well, and provides all kinds of help and support."



WMU – All Degrees

Full-time Employment

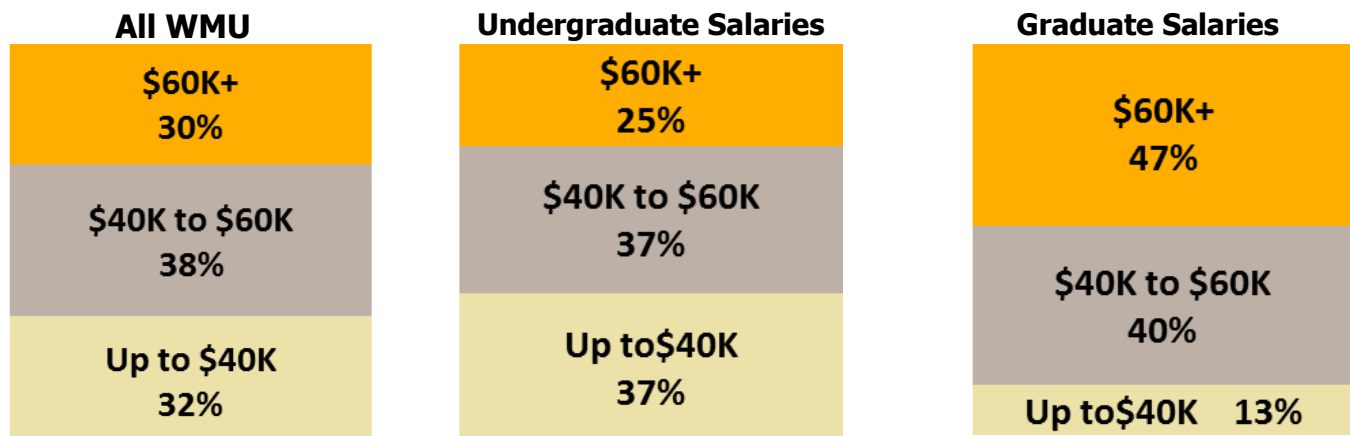
- **Median salary** was **\$45,000 to \$50,000** (1430 responses).
- **93%** had a job **related** to their degree.
- **90%** were **satisfied** with their job.

Top Employers of WMU Graduates

AAM-American Axle	Eaton	Kalamazoo County	Residential Opportunities
Advantage	Enterprise Holdings	Kalamazoo Public Schools	Seber Sans
Aerotek	Epredia	Kellogg's	SkyWest Airlines
Arbor Financial Credit Union	Family & Children Services	Kroger	Spectrum Health
Ascension	Family Health Center	Lakeland Health	State of Michigan
BDO	FCA Fiat Chrysler	Landscape Forms	Streamline Healthcare Solutions
Beaumont Health	FEMA Corporation	Meijer	Stryker
Benteler Automotive	Flowserve	Mercy Health	Summit Polymers
Bethany Christian Services	Ford Motor Company	MI Dept. of HHS	Target
Bronson	Gateway Pediatric Therapy	Nolan Transportation	U.S. Army
C.H. Robinson	General Motors	Oaklawn Hospital	United Wholesale Mortgage
Catholic Charities	GHD Partners	Parker Hannifin	Walt Disney World
Charles River Laboratories	Graphic Packaging	Perrigo	Wedgwood Christian
Communities in Schools	Great Lakes Wine & Spirits	Pfizer	WMU
Consumers Energy	Henry Ford Allegiance	Plante Moran	Whirlpool
Control System Integrators	Herman Miller	PNC	Zoetis
Denso	Hormel Foods	Portage Public Schools	
Dimplex Thermal Solutions	Insight Global	Quicken Loans	

Salary Ranges for Full-Time Employment

	25 th percentile	50 th percentile	75 th percentile	Responses
All WMU	\$35,000-\$40,000	\$45,000-\$50,000	\$60,000-\$65,000	1430
All undergraduate	\$30,000-\$35,000	\$45,000-\$50,000	\$60,000-\$65,000	914
All graduate	\$40,000-\$45,000	\$50,000-\$55,000	\$65,000-\$70,000	516



WMU – All Degrees

Experiential Education

- **73%** had an internship, co-op, practicum, or field experience where they applied what they were learning in the classroom.
- **67%** had a job (full time or part time; on or off campus) where they applied what they were learning in the classroom.
- **58%** worked on a project that took a semester or more to complete (e.g., capstone, senior design, senior performance project).
- **49%** were very active in extracurricular activities and organizations (e.g., leadership role, or involved in multiple organizations such as RSO, intramurals, club sports, or volunteerism).

93% of all WMU degree recipients completed at least one experiential education activity.

Top Internship Employers

AAM	Gryphon Place	Kellogg's	Quicken Loans
Ascension	Hormel Foods	Kimberly-Clark	Sparrow Health System
Auto Owners Insurance	Houser & Associates	KRESA	State of Michigan
Battle Creek Public Schools	Imperial Beverage	Mel Trotter	Streamline Healthcare
Bethany Christian Services	Kalamazoo Autism Center	Michigan Medicine	Stryker
Bronson	Kalamazoo College	Novacare Rehabilitation	Summit Pointe
Communities in Schools	Kalamazoo Institute of Arts	Parchment Middle School	Summit Polymers
Comstock Public Schools	Kalamazoo Juvenile Home	Parker Hannifin	Thomson Reuters
Consumers Energy	Kalamazoo Literacy Council	Pfizer	TowerPinkster
Duncan Aviation	Kalamazoo Nature Center	Plainwell Public Schools	Unified Clinics
Eaton	Kalamazoo Public Schools	Plante Moran	Western Diversified Plastics
Flowserve	Kzoo Psychiatric Hospital	Portage Public Schools	Whirlpool
General Motors	KVCC	Prevention Works	WMU
Grand Rapids Public Schools			Zoetis

WMU Internship Catalog by Major:
wmich.edu/career/students/internships/interncatalog

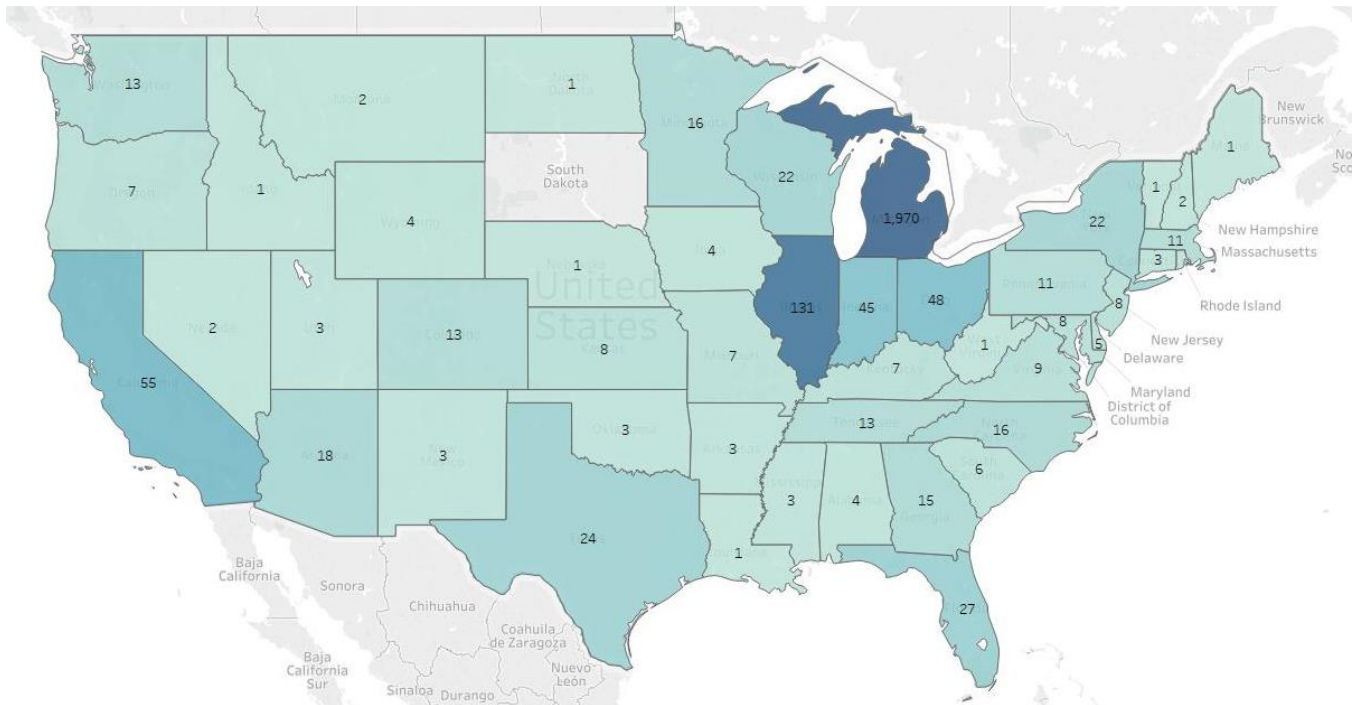
Experiences at WMU

- **98%** had at least one instructor who made them excited about learning.
- **92%** felt that their instructors cared about them as a person.
- **71%** had a mentor who encouraged them to pursue their goals and dreams.
- **90%** said that their education and experience as a student at WMU prepared them for their profession.

WMU – All Degrees

Where Broncos Work

- **73%** in **Michigan**.
- **23%** throughout the United States
 - Top states: Illinois, California, Ohio, Indiana, Florida, Texas, New York, Wisconsin, Arizona, Georgia, Minnesota, and North Carolina.
- **4%** outside of the United States **in 30 countries**.
 - Top countries: Saudi Arabia, Indonesia, Iraq, Dominican Republic, China, Germany, and Japan.



*The map displays counts for full-time employment.

**Not pictured: Alaska (1 graduate), Hawaii (1), U.S Territories (1).

Organization Types

	All WMU degrees	Undergraduate	Graduate degrees
For-profit business	64%	75%	42%
Nonprofit organization	15%	11%	21%
Educational institution	15%	8%	28%
Government	7%	6%	8%

Western Michigan University – All Degrees

Continuing Education Choices

19% of **undergraduate** and **11%** of **graduate** degree recipients are pursuing further education after completing their degree.

Types of further education

	percent
Masters	64%
Doctoral	19%
Professional school	7%
Certificate program	3%
Bachelors	2%
Additional classes	2%
Studying for licensure	2%
Specialist	0.3%
Associates	0.3%



Top institutions chosen for further education

Central Michigan University	Ohio State University	University of Pennsylvania
Cooley Law School	University of Detroit Mercy	University of South Carolina
Grand Valley State University	University of Illinois	Wayne State University
Indiana University	University of Michigan	West Virginia University
Michigan State University	University of Minnesota	Western Kentucky University
Oakland University		Western Michigan University

51% are pursuing further education at WMU

Top fields of study

Accountancy	Family & Consumer Sciences	Occupational Therapy
Applied Economics	Geography	Physical Therapy
Aviation	HR Management	Physician Assistant
Biological Sciences	Law	Psychology
Business Administration	Mechanical Engineering	Public Administration
Communication	Medicine	Social Work
Counseling	Music	Speech Pathology
Education	Nursing	Sport Management
Educational Leadership		Statistics

137 fields of study pursued by WMU grads

WMU – Undergraduate Degrees

Full-time Employment

- **Median salary** was **\$45,000 to \$50,000** (914 responses).
- **75%** had a job in **Michigan**.
- **90%** had a job **related** to their degree.
- **90% were satisfied with their job.**

Top Employers

Advantage	FCA Fiat Chrysler Automobiles	Lakeland Health	Streamline Healthcare
Aerotek	FEMA Corporation	Meijer	Solutions
Arbor Fin. Credit Union	Flowserve	MI Dept of HHS	Stryker
Ascension	General Motors	Nolan Transportation Group	Summit Polymers
BDO	GHD Partners	Parker Hannifin	Target
Beaumont Health	Graphic Packaging	Pfizer	United Wholesale
Boeing	Great Lakes Wine & Spirits	PNC	Mortgage
Bronson	Hormel Foods	Portage Public Schools	U.S. Army
C.H. Robinson	Insight Global	Quicken Loans	Walt Disney World
Charles River Laboratories	KPS	SkyWest Airlines	WMU
Denso	Kellogg's	Spectrum Health	Whirlpool
Eaton	Kroger	State of Michigan	Zoetis
Enterprise Holdings			

Experiential Education

- **73%** had an internship, co-op, practicum, or field experience where they applied what they were learning in the classroom.
- **66%** had a job where they applied what they were learning in the classroom.
- **57%** worked on a project that took a semester or more to complete.
- **56%** were very active in extracurricular activities and organizations.

93% of undergraduates completed at least one experiential education

Top Internship Employers

Bethany Christian Services	Kalamazoo Autism Center	Parchment Public Schools	State of Michigan
Bronson	Kalamazoo College	Parker Hannifin	Stryker
Consumers Energy	Kalamazoo Institute of Arts	Pfizer	Summit Polymers
Duncan Aviation	Kalamazoo Nature Center	Plainwell Public Schools	Thomson Reuters
Flowserve	Kzoo Psychiatric Hospital	Plante Moran	TowerPinkster
General Motors	Kalamazoo Public Schools	Portage Public Schools	Unified Clinics
Gryphon Place	Kellogg's	Prevention Works	Western Diversified Plastics
Hormel Foods	KRESA	Quicken Loans	WMU
Imperial Beverage	Novacare Rehabilitation		

Experiences at WMU

- **97%** had at least one instructor who made them excited about learning.
- **91%** felt that their instructors cared about them as a person.
- **68%** had a mentor who encouraged them to pursue their goals and dreams.
- **88%** said that their education and experience as a student at WMU prepared them for their profession.

WMU– Graduate Degrees

Full-time Employment

- **Median salary** was **\$50,000 to \$55,000** (516 responses).
- **69%** had a job in **Michigan**.
- **96%** had a job **related** to their degree.
- **90%** **were satisfied with their job**.

Top Employers

AAM - American Axle	Catholic Charities	Indonesian Institute of	Spectrum Health
Ascension	Charles River Laboratories	Sciences	State of Michigan
BDO	Detroit Public Schools	Kalamazoo Public Schools	Stryker
Benteler Automotive	Gateway Pediatric Therapy	Kellogg's	Wedgwood Christian Services
Bethany Christian Services	IET, Inc.	Plante Moran	WMU
Bronson		Residential Opportunities Inc.	Whirlpool

Experiential Education

- **74%** had an internship, co-op, practicum, or field experience where they applied what they were learning in the classroom.
- **69%** had a job where they applied what they were learning in the classroom.
- **61%** worked on a project that took a semester or more to complete.
- **33%** were very active in extracurricular activities and organizations.

94% of graduate degree recipients completed at least one experiential education activity.

Top Internship Employers

Ascension	Kalamazoo Autism Center	Kentwood Public Schools	State of Michigan
Battle Creek Public Schools	Kalamazoo College	KRESA	Summit Pointe
Bronson	Kalamazoo Juvenile Home	KVCC	University of Chicago
Children's Trauma	Kzoo Psychiatric Hospital	Portage Public Schools	WMU
Assessment Center	Kalamazoo Public Schools	ROI	WMU Unified Clinics
Grand Rapids Schools	Kellogg's	Spectrum Health	Zoetis

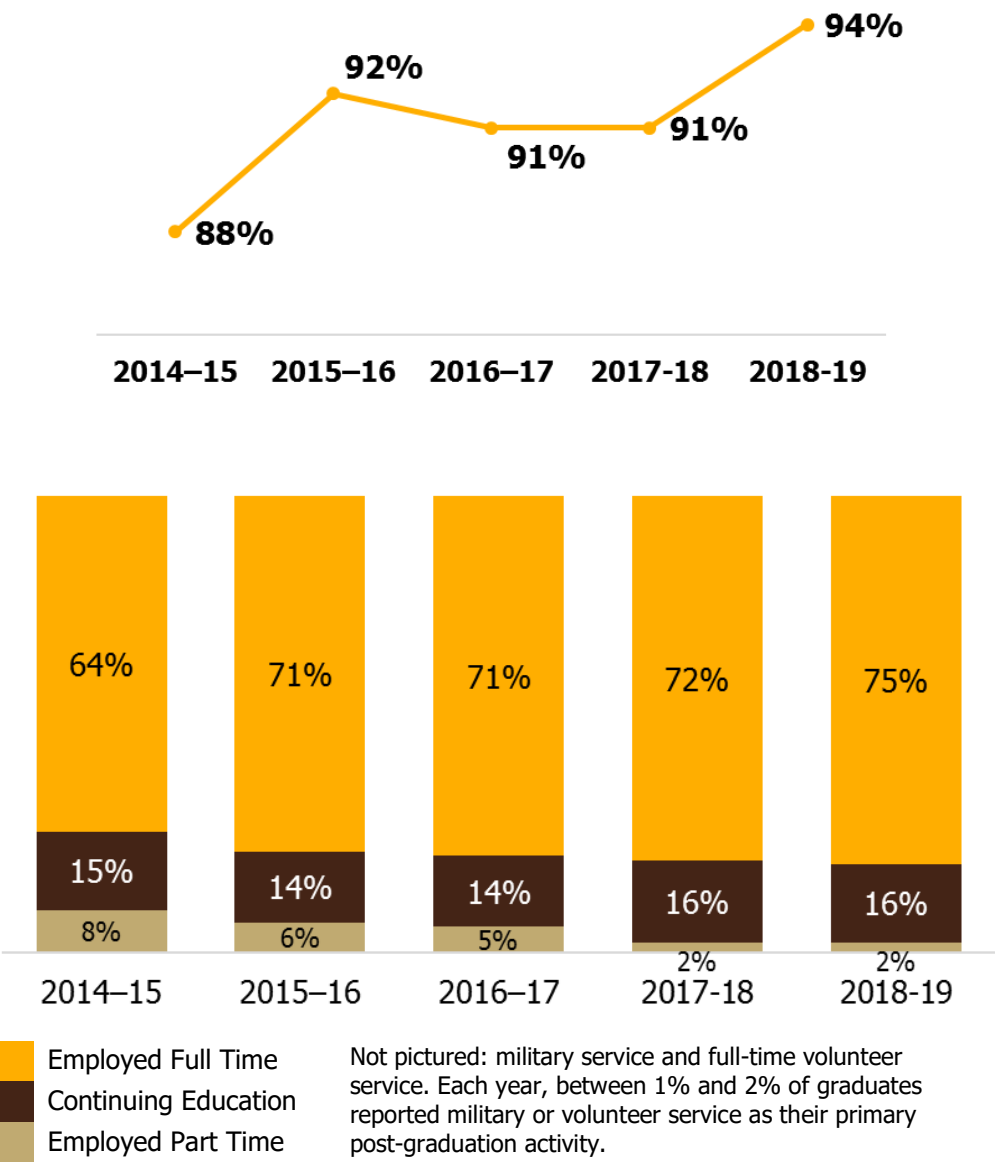
Experiences at WMU

- **98%** had at least one instructor who made them excited about learning.
- **93%** felt that their instructors cared about them as a person.
- **79%** had a mentor who encouraged them to pursue their goals and dreams.
- **94%** said that their education and experience as a student at WMU prepared them for their profession.

Western Michigan University

Five Years of Post-Graduation Activity

Actively Engaged



The knowledge rate for the Post-Graduation Activity Reports from the last five years is displayed below. The report knowledge rate is the percentage of graduates for which WMU has obtained reasonable and verifiable post-graduation activity data. This data is obtained through the Post-Graduation Activity Survey and from public LinkedIn profiles.

2014-15	2015-16	2016-17	2017-18	2018-19
75%	75%	77%	77%	73%

Post-Graduation Activity By College, Major, and Program

Arts and Sciences	16
Aviation	62
Education and Human Development	69
Engineering and Applied Sciences.....	101
Fine Arts	126
Haworth College of Business.....	140
Health and Human Services	167
Interdisciplinary Programs	186
Lee Honors College.....	190

Arts and Sciences



College of
Arts and Sciences

WESTERN MICHIGAN UNIVERSITY

Anthropology	22
Biology	23
Biomedical Sciences	24
Chemistry	25
Communication	26
Criminal Justice	28
Economics	30
English	31
English: Creative Writing	32
English: Rhetoric and Writing Studies	33
Environment and Sustainability Studies	34
Film, Video, and Media Studies	35
Gender and Women's Studies	36
Geography	37
Geological and Environmental Sciences	39
Global and International Studies	41
History	42
International Development Administration	43
Journalism	44
Mathematics	45
Organizational Communication	46
Philosophy	47
Physics	48
Political Science	49
Psychology Behavioral Science	50
Psychology General	51
Psychology Graduate Programs	52
Public Administration	54
Public Relations	55
Religion	56
Science Education	57
Sociology	58
Spanish	59
Statistics	60
World Languages and Literatures	61

Arts and Sciences

Post-Graduation Activity

92% of all Arts and Sciences graduates were actively engaged.

	All degrees		Undergraduate		Graduate degrees	
	count	percent	count	percent	count	percent
Actively Engaged	742	92%	507	92%	235	93%
Employed full time	512	64%	334	61%	178	71%
Employed part time	25	3%	20	4%	5	2%
Continuing education	192	24%	142	26%	50	20%
Military service	5	1%	4	1%	1	0.4%
Volunteering full time	8	1%	7	1%	1	0.4%
Not Actively Engaged	61	8%	44	8%	17	7%
Looking for work	49	6%	35	6%	14	6%
Personal commitments	12	2%	8	2%	3	1%

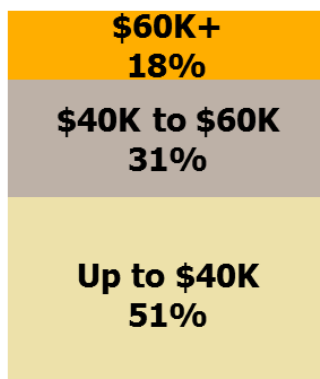
Survey Population

The Post-Graduation Activity Survey was sent to all of 1216 students who earned a degree from the College of Arts and Sciences between August 2018 and June 2019.

	Graduates	Responses	
All Arts and Sciences degrees	1216	803	66%
Bachelor's	892	551	62%
Master's	265	200	75%
Doctoral	53	50	94%
Post baccalaureate Certificate	6	2	33%

Salary Ranges for Full-Time Employment

	25 th percentile	50 th percentile	75 th percentile	Responses
Arts and Sciences	\$25,000-\$30,000	\$35,000-\$40,000	\$50,000-\$55,000	254
Undergraduate	\$20,000-\$25,000	\$30,000-\$35,000	\$40,000-\$45,000	142
Graduate	\$35,000-\$40,000	\$50,000-\$55,000	\$65,000-\$70,000	113



"WMU helped me gain the technical skill set I needed to be prepared for the career I wanted to pursue."

Arts and Sciences – All Degrees

Full-time Employment

- **Median salary** was **\$35,000 to \$40,000** (254 responses).
- **73%** had a job in **Michigan**.
- **82%** had a job **related** to their degree.
- **84%** were **satisfied with their job**.

Top Employers of Arts and Sciences

Aerotek	Early Autism Services	iScribeMD	Pfizer
Ascension	Field and Stream	Kalamazoo County	State of Michigan
Autism Centers of Michigan	Gateway Pediatric Therapy	Kalsec	Walt Disney World
Bethany Christian Services	Habitat for Humanity	KPEP	WMU
Bronson	Indonesian Inst. of Sciences	MI Dept of Natural Resources	Whirlpool
Charles River Laboratories			WWMT-TV

Continuing Education

- **24%** of Arts and Sciences respondents are pursuing further education after graduating from WMU.
- After graduation, 46% are pursuing master's degrees, 28% doctoral, 20% professional schools, 2% certification programs, 2% bachelors, 1% additional classes, and 1% associates.
- 48% are continuing education at WMU, and the remaining 52% will attend 58 different institutions.

Experiential Education

- **62%** had an internship, co-op, practicum, or field experience where they applied what they were learning in the classroom.
- **67%** had a job where they applied what they were learning in the classroom.
- **55%** worked on a project that took a semester or more to complete.
- **53%** were very active in extracurricular activities and organizations.

90% of arts and sciences graduates completed at least one experiential education activity.

Top Internship Employers

FIRE	Kalamazoo Nature Center	Portage Public Schools	Wolf Lake State Fish
Gryphon Place	Kalamazoo Public Schools	Senior Day Services	Hatchery
Kalamazoo Autism Center	Kellogg's	Summit Pointe	WoodsEdge Learning Center
Kzoo Experiential Learning Center	KRESA	WMU	Zoetis

Experiences at WMU

- **98%** had at least one instructor who made them excited about learning.
- **91%** felt that their instructors cared about them as a person.
- **76%** had a mentor who encouraged them to pursue their goals and dreams.
- **89%** said that their education and experience as a student at WMU prepared them for their profession.

Arts and Sciences – Undergraduate Degrees

Full-time Employment

- **Median salary** was **\$30,000 to \$35,000** (142 responses).
- **82%** had a job in **Michigan**.
- **77%** had a job **related** to their degree.
- **81%** were **satisfied with their job**.

Top Employers

Aerotek	Charles River Laboratories	Kalamazoo County	State of Michigan
Ascension	Early Autism Services	Kalsec	Walt Disney World
Autism Centers of Michigan	Gateway Pediatric Therapy	KPEP	Western Michigan University
Bethany Christian Services	Habitat for Humanity	MI Dept of Natural Resources	Whirlpool
Bronson	iScribeMD	Pfizer	WWMT-TV

Experiential Education

- **62%** had an internship, co-op, practicum, or field experience where they applied what they were learning in the classroom.
- **56%** had a job where they applied what they were learning in the classroom.
- **46%** worked on a project that took a semester or more to complete.
- **59%** were very active in extracurricular activities and organizations.

88% of arts and sciences undergraduates completed at least one experiential education

Experiences at WMU

- **99%** had at least one instructor who made them excited about learning.
- **91%** felt that their instructors cared about them as a person.
- **71%** had a mentor who encouraged them to pursue their goals and dreams.
- **86%** said that their education and experience as a student at WMU prepared them for their profession.

"I was able to build close relationships with professors in my field and to work in their research lab, learning both lab techniques and field techniques."

Arts and Sciences – Graduate Degrees

Full-time Employment

- **Median salary** was **\$50,000 to \$55,000** (113 responses).
- **54%** had a job in **Michigan**.
- **90%** had a job **related** to their degree.
- **88%** **were satisfied with their job**.

Top Employers

Charles River Laboratories
Early Autism Services
Gateway Pediatric Therapy
Indonesian Institute of Sciences

Residential Opportunities Inc.
State of Michigan
Western Michigan University
Whirlpool

Experiential Education

- **62%** had an internship, co-op, practicum, or field experience where they applied what they were learning in the classroom.
- **73%** had a job where they applied what they were learning in the classroom.
- **71%** worked on a project that took a semester or more to complete.
- **41%** were very active in extracurricular activities and organizations.

91% of arts and sciences graduate degree recipients completed at least one experiential education activity.

Experiences at WMU

- **98%** had at least one instructor who made them excited about learning.
- **91%** felt that their instructors cared about them as a person.
- **85%** had a mentor who encouraged them to pursue their goals and dreams.
- **95%** said that their education and experience as a student at WMU prepared them for their profession.

"I had really outstanding professors who were passionate about what they were teaching, and who were able to answer difficult questions."

Anthropology

75% of undergraduate and 100% of graduate degree recipients were actively engaged.

	Undergraduate (2018-19)		Graduate degrees (2017-18 & 2018-19)	
	count	percent	count	percent
Actively Engaged	9	75%	6	100%
Employed full time	7	58%	3	50%
Employed part time	1	8%	1	20%
Continuing education	1	8%	2	30%
Not Actively Engaged	3	25%		
Looking for work	2	17%		
Personal commitments	1	8%		

Full-time Employment

- 100% were employed in Michigan.

Job Titles and Employers

Archaeological Field Technician at Flat Earth Archeology
Customer Service at Hobby Lobby
Customer Service Specialist at Field and Stream
Customer Service Specialist at Meijer
Sales Associate at JC Penney
Staff at DeVisser Landscape Services
Staff at Factory Coffee

Survey Population

	Graduates	Responses	
All degrees	28	18	(64%)
Bachelor's (2018-19)	18	12	(67%)
Master's (2017-18 & 2018-19)	10	6	(60%)

"Research and conference presentation opportunities helped me build my resume and experience/knowledge base."

Biology

96% of undergraduate and 100% of graduate degree recipients were actively engaged.

	Undergraduate		Graduate degrees	
	count	percent	count	percent
Actively Engaged	22	96%	11	100%
Employed full time	15	65%	7	64%
Employed part time	2	9%	1	9%
Continuing education	5	25%	3	27%
Not Actively Engaged	1	4%		
Looking for work	1	4%		

Full-time Employment

- Median salary for undergraduate degrees was \$35,000 to \$40,000 (5 responses).
- Median salary for graduate degrees was \$52,500 to \$57,500 (6 responses).
- 88% had a job in Michigan.
- 88% had a job related to their degree.
- 75% were satisfied with their job.

Survey Population

	Graduates	Responses
All degrees	64	34 (68%)
Bachelor's	50	23 (46%)
Master's	13	10 (77%)
Doctoral	1	1 (100%)

Job Titles and Employers

Analyst at Pfizer
 Assistant Natural Resource Educator at MI DNR
 Assistant Scientist at Kalsec
 Associate Chemist at ICM Products Inc.
 Avian Field Ecologist at University of Georgia
 Clinical Laboratory Scientist at Charles River Laboratories
 Lab Technician at Bells Brewery

Marijuana Infused Product Technician at Green Peak Innovations
 Paramedic at Life EMS
 Research Associate at Charles River Laboratories
 Research Coordinator at Nick Haddad
 Research Technician at Charles River Laboratories
 Scientist at Charles River Laboratories

Continuing Education

Masters in Agriculture at the University of Helsinki
 Masters in Biology at WMU

Masters in Biomedical Engineering at WMU



**Eliza Foli, Bachelor of Science in biological sciences, 2019
 Seasonal Avian Ecologist at the University of Georgia**

"I would not have known about the world of avian research if I had not gotten involved in the research labs of Dr. Gill and Dr. Vonhof. They taught me what truly goes into research as well as how to think critically during this process. Working in their labs was essential for me to find my place as biology student and to open my eyes to what career opportunities I actually had.

Get involved in as many internships or research positions you possibly can. Develop relationships with faculty members in the biology department. When you find something that makes you curious, work harder at that and remember that if you are doing something, you should be giving it your all."

Biomedical Sciences

100% of degree recipients were actively engaged.

	count	percent
Actively Engaged	65	100%
Employed full time	29	45%
Employed part time	1	2%
Continuing education	35	54%

Full-time Employment

- Median salary was \$30,000 to \$35,000 (11 responses).
- 93% were employed in Michigan.
- 85% had a job related to their degree.
- 82% were satisfied with their job.

Survey Population

	Graduates	Responses
Bachelor's	95	65 (68%)

Job Titles and Employers

Behavioral Therapist at Gateway Pediatric Therapy
Benevolent Specialists Project at AmeriCorps VISTA
Center Medical Specialist at Grifols Biomat USA
Chemical Analyst at Pfizer
EMT at Life EMS
Executive Assistant at Habitat for Humanity
Lab Analyst at Pfizer
Laboratory Specimen Assistant at Charles River
Medical Scribe at iScribeMD
Medical Scribe at ScribeAmerica
Medical Scribe at UCLA Health
Microbiology Technician II at Eruofins Food
Integrity and Innovation

Office Coordinator at West Michigan Rehabilitation
Pathology Services Technician at Charles River
Patient Care Associate at Ascension
Pharmacy Technician at CVS Pharmacy
Pharmacy Technician at Henry Ford Health
Pharmacy Technician at Walgreens
QC Lab Technician at Perrigo
Quality Assurance Laboratory Technician at Aerotek
Quality Control Chemist at Elba Laboratories
Research Assistant at Bayer
Respiratory Therapist at Lakeland Health
Sample Technician at Amway
Veterinary Assistant at Oshtemo Animal Hospital

Continuing Education

Masters in Bioscience at KAUST
Masters in Chemistry at WMU
Masters in Physician Assistant at WMU

Chemistry

100% of undergraduate and 82% of graduate degree recipients were actively engaged.

	Undergraduate (2018-19)		Graduate (2017-18 & 2018-19)	
	count	percent	count	percent
Actively Engaged	12	100%	9	82%
Employed full time	5	42%	9	82%
Continuing education	6	50%		
Military service	1	8%		
Not Actively Engaged			2	18%
Looking for work			2	18%

Full-time Employment

- Median salary for undergraduate degrees was \$45,000 to \$50,000 (5 responses).
- 78% were employed in Michigan.
- 88% had a job related to their degree.
- 100% were satisfied with their job.

Job Titles and Employers

Associate Analytical Chemist at Covance
Associate Chemist at ICM Products
Clinical Study Coordinator at Henry Ford Health
Cyberspace Operations Officer at U.S. Air Force
Lecturer at College of Health and Medical Technology
Pharmaceutical Process Engineer at Alvogen
R&D Microbiology Intern at Kalsec

Continuing Education

Masters in Business at Bowling Green State University
Masters in Chemistry at WMU

Survey Population

This report includes data from students who majored in Biochemistry and Chemistry.

	Graduates	Responses	
All degrees	34	23	(68%)
Bachelor's (2018-19)	20	12	(60%)
Master's (2017-18 & 2018-19)	6	3	(50%)
Doctoral (2017-18 & 2018-19)	8	8	(100%)

Communication

90% of undergraduate and 93% of graduate degree recipients were actively engaged.

	Undergraduate		Graduate	
	count	percent	count	percent
Actively Engaged	35	90%	13	93%
Employed full time	30	77%	12	86%
Employed part time	1	3%	0	0%
Continuing education	4	10%	1	7%
Not Actively Engaged	4	10%	1	7%
Looking for work	2	5%	1	7%
Personal commitments	2	5%		

Full-time Employment

- Median salary for undergraduate degrees was \$22,500 to \$27,500 (8 responses).
- Median salary for graduate degrees was \$35,000 to \$40,000 (9 responses).
- 81% were employed in Michigan.
- 93% had a job related to their degree.
- 94% were satisfied with their job.

Survey Population

This report includes data from students who majored in Communication; Communication Studies; and Interpersonal Communication.

	Graduates	Responses	
All degrees	63	53	(84%)
Bachelor's	48	39	(81%)
Master's	15	14	(93%)

Reza Aditya Saputra
Master of Arts in communication, 2019
Public Relations Officer
at the National Standardization Agency of Indonesia

"Be confident and always try to develop the skill that stands out the most in you – it will help you reach your success. Never doubt yourself and always believe that you can be what you want to be."



Communication

Job Titles and Employers

Account Executive at Olympia Entertainment
Administrative/Event Planner Assistant at Trailer Events
Assistant Account Executive at Campbell Marketing and Communications
Assistant Manager at Grand Hotel
Assistant Manager at Staybridge Suites and Hotels
Assistant Technician at Exact Pest Control Solutions
Associate Director of Communications at The King's University
Associate District Manager at ADP
Cast Member at Walt Disney World
Client Services Assistant at Metal Mechanics
Client Success Specialist at GreenPath Financial Wellness
Communications Intern at Event Co. Kalamazoo
Community and Social Media Specialist at Arbor Financial Credit Union
Director, Academic Advising at Western Michigan University
Donor Relations Specialist at Ascension
Event Supervisor at Millennium
Graduate Academic Advisor at University of Wisconsin - Superior
Leasing Manager at Choice Properties
Manager at Valley Family Church
Marketing and Public Relations at Western Michigan University
Marketing Associate at Chronicles of a Daydream
Marketing Coordinator at Sperry's Moviehouse
Member Services Representative at Beacon Health System
Property Manager at Meyer C Weiner
Public Relation Officer at National Standardization Agency of Indonesia
Public Relations Officer at Badan Standardisasi Nasional Indonesia/National Standardization Body of Indonesia
Sales and Marketing Specialist at Spectrum Health
Sales Associate at Spirit Shoppe
Teaching Assistant at Little Hands Learning Center Academy
University Relations Recruiter at Whirlpool

Continuing Education

Masters in Communication at Saint Louis University
Masters in Communication at WMU
Masters in English at Central Michigan University
Masters in Industrial Organizational Psychology at Wayne State University

Criminal Justice

92% of degree recipients were actively engaged.

	count	percent
Actively Engaged	59	92%
Employed full time	43	67%
Continuing education	14	22%
Military service	2	3%
Not Actively Engaged	5	8%
Looking for work	3	5%
Personal commitments	2	3%

Full-time Employment

- Median salary was \$30,000 to \$35,000 (20 responses).
- 97% were employed in Michigan.
- 90% had a job related to their degree.
- 90% were satisfied with their job.

Survey Population

	Graduates	Responses
Bachelor's	122	64 (52%)



**Jaclyn Brohl, Bachelor of Arts
in criminal justice and sociology, 2019
Commercial Real Estate Specialist
at NAI Wisinski of West Michigan**

"It's not about your major in college that will move you forward in life; it's about your experience and the relationships you build. Get an internship, and make it a point to talk to every person in that company that will give you the time of day. Successful people love to talk about themselves—take advantage of that. And lastly, your mindset is everything. Whether you think you can or you think you can't—you're right. "

Criminal Justice

Job Titles and Employers

2LT at Michigan Army National Guard
Airport Concierge at Tradewind Aviation
Bank Teller at Flagstar Bank
Child Protective Services at State of Michigan
Children Services Intake Investigator at Hamilton
County-Job and Family Services Sector
Children's Protective Services Specialist at Michigan
Department of Health and Human Services
Commercial Real Estate Specialist at NAI Wisinski
of West Michigan
CPS Case Manager at Michigan Department of
Health and Human Services
Family Support Worker at Family and Children
Services
Foster Care Case Manager at Arbor Circle
Foster Care Case Manager at Bethany Christian
Services
Foster Care Case Manager at Wolverine Human
Services
Legal Assistant at Kalamazoo County Government

Night Auditor at Econo Lodge
OnStar Account Manager at General Motors
PNC Coordinator at Willis Law
Police Officer at City of Allen Park
Police Officer at Kalamazoo Police Department
Program Coordinator at West Michigan Regional
Medical Consortium
QC Lab Assistant at Neogen Corp
Recruiter at Aerotek
Researcher at Kercher Center for Social Research
Security Specialist at Ascension
Security Supervisor at PSC
Services Specialist at Children's Protective Services
Staff at Kalamazoo County Juvenile Home
Support Specialist at ASK Family Services
Transportation Security Officer at Department of
Homeland Security
Youth Specialist at Kalamazoo County Government
Youth Specialist at Kalamazoo County Juvenile
Home

Continuing Education


Masters in Counseling Psychology at WMU
Masters in Criminal Justice at Wayne State
Masters in Higher Education Administration at
Louisiana State University

Masters in Mental Health at the University of
Minnesota
Masters in Social Work at University of Michigan

Cayla Klimach, Bachelor of Arts in criminal justice, 2018 Children Services Investigator at Hamilton Country Job and Family Services in Cincinnati

"The most rewarding part of my job is working with the families
and helping them identify their strengths and working with the
children.

My biggest advice for students would be get involved! I cheered for the
WMU co-ed cheer team all throughout college and that became a
lifelong family to me. WMU has so many clubs, sports, and activities."



Economics

89% of undergraduate and 85% of graduate degree recipients were actively engaged.

	Undergraduate (2017-18 & 2018-19)		Graduate degrees (2018-19)	
	count	percent	count	percent
Actively Engaged	8	89%	11	85%
Employed full time	8	89%	9	69%
Continuing education			2	15%
Not Actively Engaged	1	11%	2	15%
Looking for work	1	11%	2	15%

Full-time Employment

- Median salary for graduate degrees was \$40,000 to \$45,000 (7 responses from 2017-18 & 2018-19).
- 43% were employed in Michigan.
- 88% had a job related to their degree.
- 88% were satisfied with their job.

Job Titles and Employers

Assistant Chief Engineer at Oil Marketing Company
 Civil Servant - Researcher at Indonesian Institute of Sciences
 Data Integration Specialist at Harmony Healthcare
 Economic Researcher at Saudi Fund for Development
 Escalation Manager at PNC
 Model Analysis Validation Senior Analyst at Citigroup
 Project Coordinator at Rise International
 Scheduling Agent at Vector Marketing
 Visiting Lecturer of Economics at Arkansas Tech University

Survey Population

	Graduates	Responses
All degrees	34	22 (65%)
Bachelor's (2017-18 & 2018-19)	19	9 (47%)
Master's (2018-19)	10	8 (80%)
Doctoral (2018-19)	5	5 (100%)

**Angga Bismoko, Master of Arts in applied economics, 2019
 Researcher at the Indonesian Institute of Sciences**

"Never stop learning new things, and build better communication with your peers, colleagues, and learn to work collaboratively."



English

91% of undergraduate and 100% of graduate degree recipients were actively engaged.

	Undergraduate (2018-19)		Graduate degrees (2017-18 & 2018-19)	
	count	percent	count	percent
Actively Engaged	21	91%	6	100%
Employed full time	13	57%	5	83%
Employed part time	1	4%		
Continuing education	5	22%	1	17%
Volunteering full time	2	9%		
Not Actively Engaged	2	9%		
Looking for work	2	9%		

Full-time Employment

- Median salary for undergraduate degrees was \$35,000 to \$40,000 (8 responses).
- 76% were employed in Michigan.
- 79% had a job related to their degree.
- 82% were satisfied with their job.

Survey Population

This report includes data from students who majored in English and English: Secondary Education.

	Graduates	Responses	
All degrees	43	29	(67%)
Bachelor's (2018-19)	34	23	(68%)
Master's (2017-18 & 2018-19)	4	2	(50%)
Doctoral (2017-18 & 2018-19)	5	4	(80%)

Job Titles and Employers

Activity Facilitator and Manager at Carpenter Farms
Assistant Professor at Purdue University
English Teacher at Peace Corps
Events Coordinator at CARDV

Marketing Specialist at WMU
Owner at Epic Fales Photography
Sales Consultant at Sprint
SPED Parapro at Foundation for Behavioral Resources

Continuing Education

Masters in Biology at WMU
Masters in Higher Education at WMU

Samantha Hooker, Bachelor of Arts in English, 2019 Marketing Specialist at WMU

"I wish that I had understood as a young college student what I figured out as a contemporary student - the faculty and staff truly want you to succeed. If you are struggling, reach out to your professor or an advisor because they want to help and can offer suggestions and solutions that you would not have come to on your own."



English: Creative Writing

100% of undergraduate and 100% of graduate degree recipients were actively engaged.

	Undergraduate		Graduate degrees	
	count	percent	count	percent
Actively Engaged	15	100%	6	100%
Employed full time	6	40%	4	67%
Employed part time	2	13%	1	17%
Continuing education	7	47%		

Full-time Employment

- Median salary for undergraduate degrees was \$15,000 to \$20,000 (5 responses).
- Median salary for graduate degrees was \$25,000 to \$30,000 (5 responses for 2017-18 & 2018-19).
- 75% were employed in Michigan.
- 63% had a job related to their degree.
- 65% were satisfied with their job.

Job Titles and Employers

Assistant Manager at Biggby

Case Management Lead Representative at Cigna Behavioral Health

Home Health Aide at Friendship Village

Plan Reviewer/Zoning Administrator at Associated Government Services

Teacher at English Club

Continuing Education

Masters in English at Emerson College

Masters in English at WMU

Masters in Psychology at WMU

Masters in Social Work at WMU

Survey Population

	Graduates	Responses	
All degrees	38	21	(55%)
Bachelor's	31	15	(48%)
Master's	7	6	(86%)

English: Rhetoric and Writing Studies

100% of degree recipients were actively engaged.

	count	percent
Actively Engaged	7	100%
Employed full time	5	71%
Continuing education	2	29%

Full-time Employment

- Median salary for undergraduate degrees was \$25,000 to \$30,000 (7 responses for 2017-18 & 2018-19).
- 100% were employed in Michigan.
- 83% had a job related to their degree.
- 100% were satisfied with their job.

Job Titles and Employers

Content Writer at Maestro

E-Commerce Content Developer at GFS

Loss Prevention Supervisor at Kohl's

Marketing Specialist/Copywriter at APTIM

Service Representative at Advantage

Continuing Education

Masters in Clinical Psychology at Eastern Michigan University

Masters in Counseling at the Chicago School of Professional Psychology

Masters in Counselor Psychology at WMU

Masters in Publishing at University of Stirling

Survey Population

	Graduates	Responses
Bachelor's	13	7 (54%)

Environment and Sustainability

85% of degree recipients were actively engaged.

	count	percent
Actively Engaged	23	85%
Employed full time	21	78%
Employed part time	1	4%
Continuing education	1	4%
Not Actively Engaged	4	15%
Looking for work	2	7%
Personal commitments	2	7%

Full-time Employment

- Median salary was \$37,500 to \$42,500 (8 responses).
- 76% were employed in Michigan.
- 87% had a job related to their degree.
- 63% were satisfied with their job.

Survey Population

This report includes data from students who majored in Environmental and Sustainability Studies, Freshwater Science and Sustainability, and Sustainable Craft Brewing.


	Graduates	Responses
Bachelor's	41	27 (66%)

Job Titles and Employers

Animal Caretaker at Jordan River National Fish Hatchery
Assistant Account Executive at Campbell Marketing and Communications
Assistant Brewer at Texas Corners Brewing Company
Biological Science Technician at United States Geological Survey
Conservation Education Presenter at Walt Disney World
Development and Program Coordinator at Flow for Water
District Manager for Senator Sean McCann
Environmental Education Assistant at Wolf Lake State Fish Hatchery
Natural Resource Volunteer at White Sands National Monument
Parks and Recreation at Michigan Department of Natural Resources
Procurement Analyst at Steelcase
Research Assistant at ISGS
Research Technician at Charles River Laboratories
Researcher at Kercher Center for Social Research
Staff Scientist at Tetra Tech

**Mitchell Decker, Bachelor of Arts
in environmental and sustainability studies,
and Bachelor of Business Administration
in integrated supply management, 2019
Procurement Analyst at Steelcase**

"Get involved and be active in your program, on campus, and with student organizations. Doing this will help you gain incredible experience; you'll meet amazing people, and it adds great talking points and depth to your resume."



Film, Video, and Media Studies

96% of degree recipients were actively engaged.

	count	percent
Actively Engaged	24	96%
Employed full time	22	88%
Employed part time	2	8%
Not Actively Engaged	1	4%
Looking for work	1	4%

Full-time Employment

- Median salary was \$20,000 to \$25,000 (5 responses).
- 90% were employed in Michigan.
- 87% had a job related to their degree.
- 59% were satisfied with their job.

Job Titles and Employers

Assistant at Michigan Career and Technical Institute
Assistant Teacher at GildenWoods
Audio Technician at Messiah Lutheran Church
AV Manager at Oncore AV
Digital Marketing and Social Media Manager at WWMT-TV
Engineering Administrator at Pridgeon and Clay
Event Planning at Iilly Communications
Events and Production at Detroit Public Television
Freelance Photographer and Videographer
Freelance Videographer, Journalist, and Social Media Marketing Specialist
Master Control Operator at WWMT-TV
Media Volunteer at West Michigan Islamic Center
Motion Graphics Designer at Vansen Media
Multimedia Journalist at WLUC TV6
Network Relationships and Development Representative at Rouge Media
Promotions Director at Midwest Communications

Survey Population

	Graduates	Responses
Bachelor's	45	25 (56%)

Gender and Women's Studies

89% of degree recipients were actively engaged.

	count	percent
Actively Engaged	8	89%
Employed full time	2	22%
Employed part time	3	33%
Continuing education	3	33%
Not Actively Engaged	1	11%
Looking for work	1	11%

Full-time Employment

- Median salary was \$25,000 to \$30,000 (6 responses from 2017-18 & 2018-19).
- 100% were employed in Michigan.
- 33% had a job related to their degree.
- 100% were satisfied with their job.

Job Titles and Employers

Activity Facilitator and Manager at Carpenter Farms

Assistant Manager at Biggby

Program Coordinator at Kalamazoo College

Social Media Engagement Specialist at Ford Motor Company

Survey Population

	Graduates	Responses
Bachelor's	14	9 (64%)

Geography

82% of undergraduate and 100% of graduate degree recipients were actively engaged.

	Undergraduate		Graduate degrees	
	count	percent	count	percent
Actively Engaged	23	82%	7	100%
Employed full time	18	64%	4	57%
Employed part time	1	4%	1	14%
Continuing education	3	11%	2	29%
Volunteering full time	1	4%		
Not Actively Engaged	5	18%		
Looking for work	4	14%		
Personal commitments	1	4%		

Full-time Employment

- Median salary for undergraduate degrees was \$35,000 to \$40,000 (6 responses).
- Median salary for graduate degrees was \$40,000 to \$45,000 (8 responses from 2017-18 & 2018-19).
- 70% were employed in Michigan.
- 62% had a job related to their degree.
- 89% were satisfied with their job.

Survey Population

This report includes data from students who majored in Geography, and Tourism and Travel.

	Graduates	Responses	
All degrees	53	35	(76%)
Bachelor's	44	28	(64%)
Master's	7	5	(71%)
Post-baccalaureate certificate	2	2	(100%)



**Ryan Taylor, Bachelor of Science in geography, 2019
Geospatial Analyst at Maxar Technologies**

"Get involved with your professors. That can be hard in a 150+ student lecture, but in small courses, where they learn your name, get involved. It can be awkward or uncomfortable, but they're just people too! I personally had the unique opportunity to complete a funded undergraduate research study with a professor of mine who served as my mentor. I truly believe that the project pushed me above all the other candidates while I was undergoing the interview process. Ask questions, utilize office hours, get to know them. They want to see you succeed, and will do everything to get you there."

Geography

Job Titles and Employers

Aquatics Director at Metropolitan Detroit YMCA
Conservation Education Presenter at Walt Disney World
Customer Service Specialist at Marriott Hotels
Front Office Administrator at Workforce Strategies
Gallery Host at Hyatt Place
Geographer at Department of Defense
Guest Services Agent at Hilton Garden Inn
Nature Specialist at Green Garden Child Development Center
On Site Coordinator at the City of Kalamazoo
Planning Intern at Oakland County Road Commission
Project Manager at Epic
Public Works Technical Specialist at Oshtemo Charter Township
Research Technician at Charles River Laboratories
Specialist - Sales and Marketing at Abbott Nutrition
Supervisor at Courtyard by Marriott
Support Staff at KPEP
Utility Field Technician at Davey Resource Group
Volunteer Coordinator at Habitat for Humanity

Continuing Education

Masters in Tourism and Hospitality at Arizona State University
Masters in Urban Planning at Wayne State University
Ph.D. in Geography at University of North Carolina - Greensboro

Geological and Environmental Sciences

91% of undergraduate and 92% of graduate degree recipients were actively engaged.

	Undergraduate		Graduate degrees	
	count	percent	count	percent
Actively Engaged	10	91%	12	92%
Employed full time	8	73%	11	85%
Continuing education	2	18%	1	8%
Not Actively Engaged	1	9%	1	8%
Looking for work	1	9%	1	8%

Full-time Employment

- Median salary for undergraduate degrees was \$40,000 to \$45,000 (6 responses for 17-18 & 18-19).
- Median salary for graduate degrees was \$50,000 to \$55,000 (7 responses).
- 56% were employed in Michigan.
- 93% had a job related to their degree.
- 90% were satisfied with their job.

Survey Population

This report includes data from students who majored in Geology, Geophysics, Geosciences, and Hydrogeology.

	Graduates	Responses
All degrees	34	24 (71%)
Bachelor's	16	11 (69%)
Master's	14	9 (64%)
Doctoral	4	4 (100%)



Sita Karki, Ph.D. in geosciences, 2019
Earth Observation Computational Scientist at the Irish Center for High End Computing, National University of Ireland

"I find myself very fortunate to be able to work in the field of cutting-edge technologies and ideas. I used to work for Michigan Geological Survey at the Department of Geological and Environmental Sciences, which helped me a lot to shape me professionally and intellectually."

Florence Silalahi
Master of Arts in geological and environmental studies, 2019
Researcher at Geospatial Agency of Indonesia

"Never stop to learn; field work is the real laboratory and class. You can't always stick to the basic scenario that you've learned from the book; lots of different conditions or possibilities occur. Always look for innovation and research, so you can get new insight to solve your problems at work."



Geological and Environmental Sciences

Job Titles and Employers

Area Geologist at State of Michigan
Assistant Driller/Geoprobe Operator at SSI Geosampling
Director of Operations at Oak Street Bootmakers
Distribution Technician at DTE Energy
Earth Observation Computational Scientist at National University of Ireland Galway
Environmental Geologist at Keck Consulting
Geologist at Consumers Energy
Geologist/Hydrologist at South Carolina Department of Health and Environmental Control
Postdoctoral Fellow at University of Southern California
Project Hydrogeologist at Tetra Tech
Research Assistant at ISGS


Continuing Education

Masters in Geochemistry at WMU
Masters in Geology at WMU
Masters in Spanish at WMU

Elizabeth Palmer, Ph.D.
geological and environmental sciences, 2018
Postdoctoral Scholar
at the University of Southern California
Department of Electrical Engineering and Electrophysics

"The most rewarding part of being a postdoc is that I have been given a 2-3-year period where I can focus solely on building my resume for the career of my choice. It is also very rewarding to learn about several new topics in geophysics now that I am faster and more efficient at performing research, thanks to my Ph.D. experience."

The best experience I can recommend for any career path is to find an internship or apprenticeship or to shadow someone who has a job you're interested in. For anyone trying to figure out if they will like a certain career path, now is the time to do an internship to find out what naturally brings you excitement and motivation."



Global and International Studies

75% of degree recipients were actively engaged.

	count	percent
Actively Engaged	12	75%
Employed full time	7	44%
Continuing education	1	6%
Military service	2	13%
Volunteering full time	2	13%
Not Actively Engaged	4	25%
Looking for work	3	19%
Personal commitments	1	6%

Full-time Employment

- Median salary was \$25,000 to \$30,000 (5 responses).
- 56% were employed in Michigan.
- 46% had a job related to their degree.
- 93% were satisfied with their job.

Survey Population

	Graduates	Responses	
Bachelor's	25	16	(64%)

Job Titles and Employers

Crew Member at Western Colorado Conservation Corps
Data Entry Associate at Zoetis
ELL Instructor at Literacy Center of West Michigan
English Teacher at Nova
ESL Teacher at EPIK
Event Director at Clean Water for the World
Front Office Administrator at Workforce Strategies
Healthcare Aid at Sheridan School
Outreach and Engagement Intern at College Promise Campaign

Alexis Lenderman
Bachelor of Arts in global and international studies;
Bachelor of Business Administration in entrepreneurship, 2019
Outreach and Engagement Intern
at the College Promise Campaign

"The fact that I was so involved throughout college taught me how to balance so many different tasks and expectations at one time. By and large, it was my time in foster care that taught me how to be flexible, resilient and resourceful. WMU has been a phenomenal support network that helped me dream beyond my expectations, while the Seita Scholars Program pushed me to have big and bold dreams."



History

100% of undergraduate and 91% of graduate degree recipients were actively engaged.

	Undergraduate (2018-19)		Graduate degrees (2017-18 & 2018-19)	
	count	percent	count	percent
Actively Engaged	14	100%	10	91%
Employed full time	10	71%	8	80%
Continuing education	3	21%	2	25%
Volunteering full time	1	7%		
Not Actively Engaged			1	9%
Looking for work			1	9%

Full-time Employment

- Median salary for graduate degrees was \$30,000 to \$35,000 (6 responses from 2017-18 & 2018-19).
- 62% were employed in Michigan.
- 86% had a job related to their degree.
- 100% were satisfied with their job.

Job Titles and Employers

Art Cataloging Intern at Vulcan
Assistant Natural Resource Educator at State of Michigan
Coordinator at Sedgwick
Internal Organizer at SEIU Healthcare MI
Interpretation Specialist at Kalamazoo Valley Museum
Marketing Team at Power Home Remodeling
Merchandiser at PepsiCo

Continuing Education

Masters in History at WMU
Masters in Library Information Science at University of Michigan

Survey Population

This report includes data from students who majored in History, History: Secondary Education, and Public History.

	Graduates	Responses	
All degrees	33	24	(73%)
Bachelor's (2018-19)	21	14	(67%)
Master's (2017-18 and 2018-19)	12	10	(83%)

International Development Administration

92% of degree recipients were actively engaged.

	count	percent
Actively Engaged	12	92%
Employed full time	11	85%
Continuing education	1	8%
Not Actively Engaged	1	8%
Looking for work	1	8%

Full-time Employment

- Median salary was \$20,000 to \$25,000 (6 responses from 2017-18 & 2018-19).
- 33% were employed in Michigan.
- 100% had a job related to their degree.
- 100% were satisfied with their job.

Job Titles and Employers

Community Development at The Community Economic Development Association of Michigan
Economist at Central Bank of the Dominican Republic
Life Line Youth Treatment Specialist at Life Line Youth and Family Services
Project Management Assistant/ Volunteer at H&E Investments
Resident Supervisor at Oriana House
Scout Reach Program Facilitator at Boy Scouts of America

Survey Population

	Graduates	Responses	
Master's	16	13	(81%)



Lissette Reyes

**Master of Arts in international development administration, 2018
Community Economic Development Fellow at The Community
Economic Development Association of Michigan**

"Getting to apply all the knowledge from my master's degree and identifying areas of opportunity and thinking of the best strategies or solutions to work with the different stakeholders has been incredibly rewarding. Also working to empower community members might be the best thing that one could get the opportunity to do."

Journalism

100% of degree recipients were actively engaged.

	count	percent
Actively Engaged	9	100%
Employed full time	8	89%
Continuing education	1	11%

Full-time Employment

- 75% were employed in Michigan.
- 71% had a job related to their degree.
- 100% were satisfied with their job.

Job Titles and Employers

Assignment Editor and Digital Content Producer at WoodTV8
Correspondence Representative at Trinity Health
Digital Producer at WILX News 10
Production Assistant at Michigan Radio's Stateside
Reporter at Midwest Family Radio
Staff Writer at Three Rivers Commercial-News
Technical Recruiter at KellyMitchell Group

Continuing Education

Masters in Media and Information at Michigan State University

Survey Population

	Graduates	Responses
Bachelor's	13	9 (69%)



Adam Rayes, Bachelor of Arts in journalism, 2019
Production Assistant at Michigan Radio's Stateside

"The most resources came through my on-campus positions as a writer for the Western Herald, a Resident Assistant, and as a consultant at the writing center. Each position presented unique challenges that forced me to learn and grow while also providing people gave me much needed support.

Recognize the fact that you can't do this alone and ask for help when you need it. Be grateful for the privileges, opportunities and support you are given while in school."

Mathematics

93% of undergraduate and 91% of graduate degree recipients were actively engaged.

	Undergraduate		Graduate	
	count	percent	count	percent
Actively Engaged	13	93%	10	91%
Employed full time	11	78%	9	82%
Continuing education	2	14%	1	9%
Not Actively Engaged	1	7%	1	9%
Looking for work	1	7%	1	9%

Full-time Employment

- Median salary for undergraduate degrees was \$35,000 to \$40,000 (6 responses).
- Median salary for graduate degrees was \$45,000 to \$50,000 (6 responses).
- 44% were employed in Michigan.
- 94% had a job related to their degree.
- 100% were satisfied with their job.

Survey Population

This report includes data from students who majored in Math, Applied Math, Applied and Computational Math, Math Ed.

	Graduates	Responses	
All degrees	32	25	(78%)
Bachelor's	20	14	(70%)
Master's	6	5	(83%)
Doctoral	6	6	(100%)

Job Titles and Employers

Assistant Professor at King Khalid University
Associate Global Internal Auditor at Perrigo
Business Analyst at Sales Page
Real Estate Agent at Midwest Realty Group
Instructor at Lake Michigan College
Postdoctoral Fellow at Ryerson University

Software Engineer at Thomson Reuters
Subject Head of Mathematics Department at
Raffles International Christian School
Visiting Assistant Professor at Purdue University
Visiting Assistant Professor at Western New
England University

Continuing Education

Masters in Mathematics at WMU

**Nick Christo, Bachelor of Science in mathematics, 2019
Graduate Student and Graduate Assistant
at WMU Department of Mathematics**

"A lot of my professors, inside and outside the math department have helped me turn into a better student and person. Their high expectations provided me with a lot of stress and nights with little sleep, but they forced me to adapt and to learn. They were tough, but they were always fair, and willing to help out when I asked for it. I'm extremely grateful to them for helping me become better so that I could find success in the future."



Organizational Communication

86% of degree recipients were actively engaged.

	count	percent
Actively Engaged	12	86%
Employed full time	11	79%
Continuing education	1	7%
Not Actively Engaged	2	14%
Looking for work	2	14%

Full-time Employment

- Median salary was \$45,000 to \$50,000 (6 responses).
- 73% were employed in Michigan.
- 60% had a job related to their degree.
- 88% were satisfied with their job.

Job Titles and Employers

Account Manager at Marsh and McLennan Agency
Catering and Events Manager at HoneyFire BBQ
Flight Attendant at SkyWest Airlines
Mortgage Banker at Quicken Loans
Program Assistant at Chicago Event Management
Sales Representative at Great Lakes Wine and Spirits
Seminar Aide/ Teaching Support Staff at Vicksburg Community Schools
Service Representative at Advantage
Special Assistant at Western Michigan University
Trust Operations Specialist at Greenleaf Trust
VVOE Specialist at United Shore

Continuing Education

Masters in Communication at WMU

Survey Population

	Graduates	Responses
Bachelor's	26	14 (54%)

Philosophy

78% of undergraduate and 100% of graduate degree recipients were actively engaged.

	Undergraduate (2017-18 & 2018-19)		Graduate degrees (2018-19)	
	count	percent	count	percent
Actively Engaged	7	78%	5	100%
Employed full time	1	11%	2	40%
Continuing education	6	67%	3	60%
Not Actively Engaged	2	22%		
Looking for work	1	11%		
Personal commitments	1	11%		

Full-time Employment

- 50% were employed in Michigan.

Continuing Education

Masters in Chemistry at WMU

Masters in Philosophy at WMU

Survey Population

	Graduates	Responses	
All degrees	30	14	(47%)
Bachelor's (2017-18 & 2018-19)	18	9	(50%)
Master's (2018-19)	12	5	(42%)

Physics

90% of undergraduate and 100% of graduate degree recipients were actively engaged.

	Undergraduate (2017-18 & 2018-19)		Graduate degrees (2018-19)	
	count	percent	count	percent
Actively Engaged	9	90%	6	100%
Employed full time	7	70%	3	50%
Continuing education	1	10%	3	50%
Volunteering full time	1	10%		
Not Actively Engaged	12	10%		
Looking for work	1	10%		

Full-time Employment

- 60% were employed in Michigan.
- 100% had a job related to their degree.
- 83% were satisfied with their job.

Survey Population

This report includes data from students who majored in Physics and Physics: Secondary Education.

	Graduates	Responses
All degrees	23	16 (70%)
Bachelor's (2017-18 & 2018-19)	14	10 (71%)
Master's (2018-19)	7	4 (57%)
Doctoral (2018-19)	2	2 (100%)

Job Titles and Employers

Business Analyst at Sales Page

Commercial Real Estate Agent at Midwest Realty Group

Research Scientist at Los Alamos National Laboratory

Visiting Instructor at Kalamazoo College

Katrina Koehler, Ph.D. in physics, 2019 Scientist at Los Alamos National Laboratory

"I am a scientist at a national lab, working in a group that focuses on nuclear nonproliferation and safeguards. I develop new technologies and algorithms that support the international organization, International Atomic Energy Agency, in their mission to safeguard all the nuclear material in the world and ensure that it is used for only peaceful purposes, i.e. no material is diverted to create a secret nuclear weapons program!"



Political Science

97% of undergraduate and 100% of graduate degree recipients were actively engaged.

	Undergraduate (2018-19)		Graduate degrees (2017-18 & 2018-19)	
	count	percent	count	percent
Actively Engaged	28	97%	7	100%
Employed full time	22	76%	11	85%
Employed part time	1	3%		
Continuing education	5	17%	2	15%
Not Actively Engaged	1	3%		
Personal commitments	1	3%		

Full-time Employment

- Median salary for undergraduate degrees was \$42,500 to \$47,500 (6 responses).
- 75% were employed in Michigan.
- 91% had a job related to their degree.
- 86% were satisfied with their job.

Job Titles and Employers

Account Executive at CareerBuilder
 Assistant Property Manager at Resso
 Constituency Relations Director and Legislative Aide at Office of State Representative
 Development Coordinator at Dahlem Environmental Education Center
 District Manager for Senator Sean McCann
 Executive Assistant at Public Sector Consultants
 Experiential Education Facilitator at Adventures Learning Center
 Field Organizer for Bernie Sanders 2020 Campaign
 Field Organizer for Michigan GOP
 Human Resources Representative at The University of Texas at Austin
 Legal Coordinator at Forensic Fluids Laboratories
 Platoon Leader at Michigan National Guard
 Public Safety Officer at Benton Harbor Police
 Regional Field Director at Republican National Committee
 Residential Counselor at Boys Hope Girls Hope International
 Security Supervisor at PSC
 Special Events Coordinator at Michigan Senator
 Special Projects and Travel Coordinator at Aldevra

Survey Population

	Graduates	Responses
All degrees	54	36 (67%)
Bachelor's (2018-19)	44	29 (66%)
Master's (2017-18 & 2018-19)	5	2 (40%)
Doctoral (2017-18 & 2018-19)	5	5 (100%)

Psychology Behavioral Science

98% of degree recipients were actively engaged.

	count	percent
Actively Engaged	40	98%
Employed full time	22	54%
Employed part time	2	5%
Continuing education	15	37%
Volunteering full time	1	2%
Not Actively Engaged	1	2%
Looking for work	1	2%

Full-time Employment

- Median salary was \$30,000 to \$35,000 (13 responses).
- 83% were employed in Michigan.
- 72% had a job related to their degree.
- 93% were satisfied with their job.

Job Titles and Employers

Behavior Technician at Fox Behavior Group
Behavior Technician at Gateway Pediatric Therapy
Behavior Technician at Kalamazoo Autism Center
Behavior Technician at Lighthouse Autism Center
Behavioral Technician at Great Lakes Center for Autism Treatment and Research
Budget Analyst at Western Michigan University
Caretaker at Heritage Community of Kalamazoo
Experiential Education Facilitator at Adventures Learning Center
Histology Lab Technician at Charles River

Home Health Aide at Friendship Village
HR Coordinator at Rapid-Line
Intern at Incompass International
Reconnection Specialist at The Kalamazoo Promise
Recruiter at Aerotek
Registered Behavior Technician at MeBe
Research Assistant at University of Michigan
Sales Representative at Allstate
Services Specialist at Children's Protective Services
Talent Acquisition Associate at Q Strategies

Continuing Education

Masters in Applied Behavior Analysis at WMU
Masters in Clinical Psychology at Eastern Michigan
Masters in Counseling at Western Kentucky
Masters in Counseling Psychology at WMU

Masters in Organizational Behavior Management at WMU
Masters in Psychology at University of Houston Clear Lake
Masters in Psychology at University of Michigan

Survey Population

	Graduates	Responses
Bachelor's	56	41 (73%)

Psychology General

94% of degree recipients were actively engaged.

	count	percent
Actively Engaged	50	94%
Employed full time	24	45%
Employed part time	1	2%
Continuing education	25	47%
Not Actively Engaged	3	6%
Looking for work	3	6%

Full-time Employment

- Median salary was \$25,000 to \$30,000 (13 responses).
- 83% were employed in Michigan.
- 71% had a job related to their degree.
- 77% were satisfied with their job.

Job Titles and Employers

Academic Advisor at MCAN
Addiction Recovery Advocate at Mel Trotter Ministries
Behavior Technician at Developmental Enhancement
Behavior Health
Brand Associate at Old Navy
Community Corrections Specialist at Kalamazoo County
Office of Corrections
Customer Success Manager at Yelp
Director of Neuroscience Technology at Royer
Neuroscience
Human Resources Specialist at Summit Polymers
Membership Specialist at Auto Club Group
Mental Health Technician at Nationwide Children's Hospital
Office Assistant at Fox Powersports
Registered Behavior Technician at Autism Centers of MI
Sales Support Representative at Lipman Brothers
Self-Determination Worker at KCMH
Supervisor of Club Services at Bronson
Youth Counselor at Lakeside Academy

Alexis Frazier, Bachelor of Science in psychology, 2019
Resident Manager at WMU Residence Life

"My academic advisor and faculty offered advice and assisted me with graduate school preparation.

Find a career path that you're passionate about. Find a career that will help you grow and impact your community."

Survey Population

	Graduates	Responses	
Bachelor's	98	53	(54%)

Continuing Education

Masters in Applied Behavior Analysis at WMU
Masters in Counseling Psychology at WMU
Masters in Counselor Education at WMU
Masters in Higher Education Administration at
Louisiana State University
Masters in Industrial-Organizational
Psychology at Appalachian State University
Masters in Psychology at WMU
MSW at Michigan State University
MSW at Ohio State University



Psychology Graduate Programs

96% of degree recipients were actively engaged.

	count	percent
Actively Engaged	55	96%
Employed full time	39	68%
Continuing education	15	26%
Volunteering full time	1	2%
Not Actively Engaged	2	4%
Looking for work	1	2%
Personal commitments	1	2%

Full-time Employment

- Median salary was \$60,000 to \$65,000 (25 responses).
- 51% were employed in Michigan.
- 100% had a job related to their degree.
- 96% were satisfied with their job.

Survey Population

This report includes data from students in Psych: Ind/Org Behavior Management; Psych: Behavior Analysis, and Psych: Clinical Psych.

	Graduates	Responses	
All degrees	70	57	(81%)
Master's	54	42	(78%)
Doctoral	16	15	(94%)



Margaret Uwayo, Ph.D. in behavior analysis, 2019
Clinical Supervisor, BCBA at First Leap Pediatric Therapy

"The most rewarding thing about my job is seeing my clients acquiring adaptive skills that will help them become more autonomous individuals in the years to come. I love being able to sit and work with our kiddos and feeling like I'm adding value to their lives."

Kohei Togashi, Ph.D. in behavior analysis, 2019
Clinical Supervisor at Therapeutic Pathways – The Kendall Centers

"I am working with one of the best groups of behavior analysts and speech-language pathologists in the world. There is nothing more rewarding than to see meaningful and observable improvements in our clients' behaviors and in their quality of life."



Psychology Graduate Programs

Job Titles and Employers

Analyst at Mm/McCann World Group
Assistant Professor at Salve Regina University
Associate Clinician at Trumpet Behavioral Health
BCBA at Early Autism Services
BCBA at Spectrum Health
Behavior Analyst at Melmark
Behavior Analyst at Residential Opportunities Inc.
Behavior Consultant at Building Bridges Therapy
Behavior Consultant at Healing Haven
Behavioral Consultant at Gateway Pediatric Therapy
Board Certified Behavior Analyst at Autism Centers of Michigan
Board Certified Behavior Analyst at Gateway Pediatric Therapy
Board Certified Behavior Analyst at ROI
Board Certified Behavior Analyst at Sunny Days
Board Certified Behavior Analyst/Clinical Supervisor at Spark Center for Autism

Board-Certified Behavior Analyst at Gateway Pediatric Therapy
Clinical Psychologist at Hampton Roads Behavioral Health
Clinical Supervisor at Therapeutic Pathways
Consultant at Early Autism Services
Continuous Improvement Coach at Whirlpool
Lecturer at Georgia Southern University
Postdoctoral Fellow at Baylor College of Medicine
Postdoctoral Fellow at May Institute
Postdoctoral Fellow at the University of Minnesota
Program Manager at LittleStar ABA Therapy
Psychologist at Wyoming VA Community Based Outpatient Clinic
Psychology Fellow at Nemours
Recycling and Sustainability Specialist at WMU
Senior Learning Experience Designer at IDEaS Revenue Solutions



**Cody Morris, Ph.D. in psychology, 2019
Assistant Professor at Salve Regina University**

"If you are interested in being a behavior analyst, congratulations, because the hardest part is already over. You are enrolled at the best university you could possibly be for learning behavior analysis. Western's behavior analysis program is widely regarded as being the premier training center for behavior analysts. You will be taught by renowned professors, you will have an opportunity to assist in cutting-edge research, and you will have opportunities to connect to leaders in the field through alumni and faculty connections. The only thing you have to do is apply yourself. Take the vulnerable step to ask professors to help them on their projects. Make the sacrifices necessary to clear enough time to participate meaningfully when you do get opportunities. And finally, stay connected to the professors and graduate students you work with."

Public Administration

94% of degree recipients were actively engaged.

	count	percent
Actively Engaged	31	94%
Employed full time	31	94%
Not Actively Engaged	2	6%
Looking for work	1	3%
Personal commitments	1	3%

Full-time Employment

- Median salary was \$60,000 to \$65,000 (19 responses).
- 72% were employed in Michigan.
- 88% had a job related to their degree.
- 79% were satisfied with their job.

Survey Population

	Graduates	Responses
All degrees	41	33 (80%)
Master's	36	28 (78%)
Doctoral	5	5 (100%)

Job Titles and Employers

Assistant Director at WMU
Associate Attorney at Bodwind & Associates
Billing Officer at Edesur Dominicana
Board of Directors at Waseyabek Development
Budgeting Planner at Indonesian Institute of Sciences
Business Manager at WMU
Data Assistant at Alberta Griffin
Deputy Sheriff at Calhoun County
Development Associate at Lighthouse of Oakland County
Digital Strategist at BlackTruck Media & Marketing
Director of Special Projects at City of Marshall
Fellow at Timmy Global Health

Government Employee at Indonesian Institute of Sciences
Hospital Business Development at Bronson
HR Generalist at Liberty Health Sciences
Juvenile Detention Specialist at Ingham County
Labor Relations Specialist at MI Dept of Corrections
Policy Advisor at Michigan State Senate
Program Support Assistant at Veterans Affairs
Public Servant at Ministry of Research, Technology, and Higher Education of Republic Indonesia
Recruiter at Optimal Medical Staffing and Home Care
Senior Executive Assistant at WMU
Specialist at Michigan Public Health Institute
Staffing Coordinator at Ascension
Wellness Coach at Sparrow Health System



**Haylee Knowles, Master of Arts in public administration, 2018
Executive Assistant Senior at WMU**

"As long as I am part of a team and have opportunities to laugh each day, I am happy. As I have progressed through various positions at the university, I have been inspired by the dedication, knowledge, and leadership of every one of my bosses. I have embraced their guidance along the way and developed professionally in significant ways thanks to their willingness to shape me and influence the trajectory of my career."

Public Relations

95% of degree recipients were actively engaged.

	count	percent
Actively Engaged	20	95%
Employed full time	17	81%
Employed part time	1	5%
Continuing education	2	10%
Not Actively Engaged	1	5%
Looking for work	1	5%

Full-time Employment

- Median salary was \$35,000 to \$40,000 (9 responses).
- 76% were employed in Michigan.
- 79% had a job related to their degree.
- 56% were satisfied with their job.

Survey Population

	Graduates	Responses
Bachelor's	30	21 (70%)

Job Titles and Employers

Account Advocate at CDK Global
Account Executive at TMP Worldwide
Community Manager at Regus
Customer Service Specialist at Mr. Handyman
Event Manager at Chicago Special Events Management
Management Trainee at Enterprise Holdings
Manager at Last Gasp Collective
Photographer, Editor, PR at Treat Dreams Dessert

Recruiter at WMU
Sales and Marketing Coordinator at Bielomatik
Sales Associate at Wireless Advocates
Student Services Advisor at Chamberlain University
Talent Acquisition Specialist at Attendant Care
Talent Communications Specialist at Herman Miller
Telecommunications Specialist at Morely
Vacation Rental Specialist at Jaqua Realtors

Continuing Education

Masters in Integrated Marketing Communications at West Virginia University



**A'Janae Williams, Bachelor of Arts in public relations, 2019
Sales Associate at Wireless Associates**

"I am able to build upon my degree with learning how to enhance my people skills through customer service and problem solving. Organization skills and people skills are key. Know how to keep up with your work and also be kind to people. You never know who you might meet and how they can help you further your career!"

Religion

80% of undergraduate and 100% graduate degree recipients were actively engaged.

	Undergraduate (2017-18 & 2018-19)		Graduate (2018-19)	
	count	percent	count	percent
Actively Engaged	8	80%	16	100%
Employed full time	3	30%	9	56%
Continuing education	4	40%	7	44%
Volunteering full time	1	10%		
Not Actively Engaged	2	20%		
Looking for work	1	10%		
Personal commitments	1	10%		

Full-time Employment

- Median salary for graduate degrees was \$55,000 to \$60,000 (7 responses).
- 80% were employed in Michigan.
- 63% had a job related to their degree.
- 63% were satisfied with their job.

Job Titles and Employers

Academic Coach at Pellissippi State Community College

Bereavement Coordinator at Elara Caring

Community Health Manager at NHBP Health

Legal Assistant at JFON MI

Member and Community Mobilizer/State Affiliate

Political Organizer at American Federation of Teachers

Officer at Customs and Border Patrol

Team Leader at Goodwill

Survey Population

	Graduates	Responses	
All degrees	33	26	(79%)
Bachelor's	13	10	(77%)
Master's	16	13	(81%)
Certificate	4	3	(75%)

Continuing Education

Masters in Comparative Religion at WMU



Nikhol Atkins, MA in spirituality, culture, and health, 2018
Community Mobilizer at American Federation of Teachers Michigan.

"I love assisting people to build power. I would advise students to go with what brings them joy."

Lisa Pratt, MA in spirituality, culture, and health, 2019
Teaching Assistant at WMU

"Build relationships with the faculty in your department. Reach out to them, ask for help and advice. Chances are they will not only provide you with excellent guidance, but present you with opportunities that will help you achieve your goals!"



Science Education

78% of degree recipients were actively engaged.

	count	percent
Actively Engaged	7	78%
Employed full time	4	44%
Employed part time	1	11%
Continuing education	1	11%
Military service	1	11%
Not Actively Engaged	2	22%
Looking for work	2	22%

Full-time Employment

- Median salary was \$50,000 to \$55,000 (5 responses).
- 56% were employed in Michigan.
- 80% had a job related to their degree.
- 85% were satisfied with their job.

Job Titles and Employers

Aeromedical Evacuation Technician at USAF
Financial Assistant at Western Michigan University
Science Teacher at Kern High School District
Science Teacher at North Penn School District
Teacher at Comstock Public Schools

Survey Population

	Graduates	Responses	
All degrees	11	9	(82%)
Master's	10	8	(80%)
Doctoral	1	1	(100%)

Sociology

72% of undergraduate and 67% of graduate degree recipients were actively engaged.

	Undergraduate		Graduate	
	count	percent	count	percent
Actively Engaged	18	72%	4	67%
Employed full time	11	44%	3	50%
Employed part time	1	4%	0	0%
Continuing education	6	24%	1	17%
Not Actively Engaged	7	28%	2	33%
Looking for work	5	20%	2	33%
Personal commitments	2	8%		

Full-time Employment

- Median salary for undergraduate degrees was \$25,000 to \$30,000 (8 responses from 2017-18 & 2018-19).
- 85% were employed in Michigan.
- 100% had a job related to their degree.
- 100% were satisfied with their job.

Survey Population

	Graduates	Responses
All degrees	44	31 (70%)
Bachelor's	38	25 (66%)
Master's	2	2 (100%)
Doctoral	4	4 (100%)

Job Titles and Employers

Administrative Assistant at Falk Legal Group
 Affiliate at Grand Valley State University
 Case Aide at Samaritas
 Case Manager at Van Buren County Courts
 EMT at Superior Air-Ground Ambulance Service
 Family Support at Family and Children Services
 Foster Care Case Manager at Wolverine Human Services

Intake Specialist at Bethany Christian Services
 Legal Assistant at Kalamazoo County Government
 OnStar Account Manager at General Motors
 PNC Coordinator at Willis Law
 Professor of Social Work, and BSW Program
 Director at Ferris State University
 Warehouse Associate at Kendall Electric

Continuing Education

Masters in Counseling at Chicago School of Professional Psychology
 Masters in Philosophy at WMU



Michael Berghoef, Ph.D. in sociology, 2019
Professor of Social Work and BSW Program Director
at Ferris State University

"I love teaching BSW students!"

Spanish

100% of undergraduate and 91% of graduate degree recipients were actively engaged.

	Undergraduate		Graduate	
	count	percent	count	percent
Actively Engaged	22	100%	10	91%
Employed full time	12	55%	6	55%
Employed part time	2	9%	0	0%
Continuing education	8	36%	4	36%
Not Actively Engaged			1	9%
Looking for work			1	9%

Full-time Employment

- Median salary for undergraduate degrees was \$25,000 to \$30,000 (10 responses).
- 81% were employed in Michigan.
- 81% had a job related to their degree.
- 77% were satisfied with their job.

Survey Population

This report includes data from students who majored in Spanish and Spanish: Secondary Education.

	Graduates	Responses	
All degrees	44	33	(75%)
Bachelor's	32	22	(69%)
Master's	10	9	(90%)
Doctoral	2	2	(100%)

Job Titles and Employers

Assistant Professor at Department of Romance and Classical Studies at Michigan State University
Bilingual Scheduling Agent at Vector Marketing
Care Provider at New Friends Memory Care
Community Engagement Manager at El Concilio

Enterprise Sales Associate at VelocityEHS
Healthcare Aid at Sheridan School
Lead Instructor at Council on International Educational Exchange
Spanish Teacher at Calvert Catholic Schools

Continuing Education

Masters in Counseling Psychology at WMU
Masters in Exercise Physiology at University of Roehampton
Masters in OT at Davenport University
Masters in Spanish at WMU

Masters in Speech Pathology at WMU
Masters in Teaching at Universidad Pablo de Olavide, Seville, Spain
Masters in Tourism and Hospitality at Arizona State



Alexa Telfer, Bachelor of Arts in Spanish, 2019
Bilingual Scheduling Agent at Vector Marketing Corporation;
Spanish Interpreter at Woodsedge Learning Center

"Study hard but have fun. Be brave and do things that scare you and challenge you."

Statistics

91% of undergraduate and 88% of graduate degree recipients were actively engaged.

	Undergraduate (2017-18 & 2018-19)		Graduate degrees (2018-19)	
	count	percent	count	percent
Actively Engaged	10	91%	21	88%
Employed full time	6	55%	13	54%
Employed part time	1	9%	0	0%
Continuing education	3	27%	8	33%
Not Actively Engaged	1	9%	3	13%
Looking for work	1	9%	3	13%

Full-time Employment

- Median salary for graduate degrees was \$55,000 to \$60,000 (7 responses).
- 40% were employed in Michigan.
- 93% had a job related to their degree.
- 100% were satisfied with their job.

Job Titles and Employers

Associate Analyst at GTB
 Biostatistician at Allergan
 Biostatistician at Frontier Science and Technology Research Foundation
 Biostatistician at Innovative Analytics
 Biostatistician at WMU Stryker School of Medicine
 Data Analyst at MaryJo SodaCo
 Data Science and Analytics Engineer at Caterpillar
 Data Scientist at Certegy
 Sales Executive at DHL
 Senior Biostatistics Software Engineer at NanoString

Survey Population

	Graduates	Responses
All degrees	41	35 (85%)
Bachelor's (2017-18 & 2018-19)	13	11 (85%)
Master's (2018-19)	14	14 (100%)
Doctoral (2018-19)	2	1 (50%)
Certificate (2018-19)	12	9 (75%)

World Languages and Literatures

65% of degree recipients were actively engaged.

	count	percent
Actively Engaged	11	65%
Employed full time	7	41%
Employed part time	1	6%
Continuing education	3	18%
Not Actively Engaged	6	35%
Looking for work	5	29%
Personal commitments	1	6%

Full-time Employment

- 29% were employed in Michigan.

Job Titles and Employers

Airport Operations Specialist at Tampa International Airport
Carrier Sales at Nolan Transportation Group
Clinical Study Coordinator at Henry Ford Health System
English Instructor at Seiha English Academy
English Teacher at Nova
Teacher at English Club

Survey Population

This report includes data from students who majored in French, German, Japanese, and Latin.

	Graduates	Responses
Bachelor's	20	17 (85%)

Aviation



College of Aviation

WESTERN MICHIGAN UNIVERSITY

Aviation Flight Science	65
Aviation Management and Operations	67
Aviation Technical Operations	68

Aviation

Post-Graduation Activity

98% of all Aviation graduates were actively engaged.

	count	percent
Actively Engaged	83	98%
Employed full time	66	80%
Employed part time	3	4%
Continuing education	6	7%
Military service	6	7%
Not Actively Engaged	2	2%
Looking for work	2	2%

Survey Population

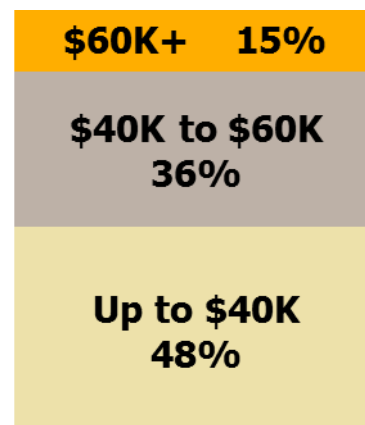
The Post-Graduation Activity Survey was sent to all of the 129 students who earned a degree from the College of Aviation between August 2018 and June 2019.

	Graduates	Responses	
Bachelor's degrees	129	83	64%

Salary Ranges for Full-Time Employment

Number of Responses: 33

25 th percentile	\$27,500-\$35,000
50 th percentile	\$40,000-\$45,000
75 th percentile	\$50,000-\$55,000



Aviation

Full-time Employment

- **Median salary** for undergraduate degree recipients in the College of Aviation was **\$40,000 to \$45,000** (33 responses).
- **90%** had a job **related** to their degree.
- **86%** were **satisfied** with their job.
- **64%** had a job in **Michigan**.

Top Employers of Aviation Graduates

AeroGuard Flight Training
Airwork Las Vegas
American Airlines

Corporate Eagle
Duncan Aviation
Great Lakes Air Ventures
Kalitta Air

Pentastar Aviation
SkyWest Airlines
Tampa International Airport
Textron Aviation

U.S. Army
United Airlines
US Air Force
WMU

Continuing Education

- **7%** of Aviation respondents are pursuing further education after graduating from WMU.
- After graduation, 33% are pursuing a certification program, 17% masters, 17% bachelors, and 17% additional classes.

Experiential Education

- **46%** had an internship, co-op, practicum, or field experience where they applied what they were learning in the classroom.
- **69%** had a job where they applied what they were learning in the classroom.
- **41%** worked on a project that took a semester or more to complete.
- **56%** were very active in extracurricular activities and organizations.

**87% of aviation graduates
completed at least one
experiential education activity.**

Top Internship Employers

Amway
Boeing
Bombardier
Continental Motors
Duncan Aviation

Gerald R. Ford International Airport
Pentastar Aviation
United Airlines
Williams International
WMU

Experiences at WMU

- **95%** had at least one instructor who made them excited about learning.
- **89%** felt that their instructors cared about them as a person.
- **69%** had a mentor who encouraged them to pursue their goals and dreams.
- **86%** said that their education and experience as a student at WMU prepared them for their profession.

Aviation Flight Science

100% of degree recipients were actively engaged.

	count	percent
Actively Engaged	45	100%
Employed full time	38	84%
Employed part time	3	7%
Continuing education	3	7%
Military service	1	2%

Full-time Employment

- Median salary was \$30,000 to \$35,000 (17 responses).
- 79% were employed in Michigan.
- 97% had a job related to their degree.
- 83% were satisfied with their job.

Survey Population

	Graduates	Responses
Bachelor's	73	45 (62%)



David Parks

**Bachelor of Science in aviation flight science, 2019
Aerial Surveying at BowAndAero**

"Be friendly to everyone you meet. You never know who you will meet that will end up helping you get a job down the road. Networking is everything! Work hard and find a way to adapt and overcome whatever obstacles come your way."

Aviation Flight Science

Job Titles and Employers

2LT at U.S. Air Force
Airline Pilot at American Airlines
Airline Pilot/First Officer at SkyWest Airlines
Aviation Ambassador at Republic Airline
Brand Ambassador at Endeavor Air
Certified Flight Instructor at Kal Aero
Certified Flight Instructor at Lavion Aero
Certified Flight Instructor at WeMo, Elite Air Service
Certified Flight Instructor at Western Michigan University
First Officer at Corporate Eagle
First Officer at SkyWest Airlines
Flight Engineer at IFL Group
Flight Instructor at AeroGuard Flight Training Center
Flight Instructor at Airwork Las Vegas
Flight Instructor at Crosswinds Aviation
Jump Pilot at Skydive Allegan
Pilot at Hinman Company
Pilot at Williams Aerial and Mapping
Ramp Agent at Delta Airlines
Survey Pilot at BowAndAero Surveying



**Adam Rice, Bachelor of Science in aviation flight science, 2018
Airline Pilot/First Officer at SkyWest Airlines**

"Internships are the most valuable experiences you can have. Specifically, try to tailor your internship with a job you can see yourself having in the future. I have been very fortunate to have a passion for aviation for my entire life, with that said, any person with a love for aviation, my best piece of advice would be to pursue that career with full force. Focus on school for a short period of time to finish it efficiently. The faster you finish training, the longer your dream career will be. On the flip side of the coin, if someone does not know what they want to do, I recommend exploring everything Western has to offer. Get up, get out, and explore everything this University has to offer."

Aviation Management and Operations

94% of degree recipients were actively engaged.

	count	percent
Actively Engaged	33	94%
Employed full time	25	71%
Employed part time	1	3%
Continuing education	3	9%
Military service	4	11%
Not Actively Engaged	2	6%
Looking for work	2	6%

Full-time Employment

- Median salary was \$45,000 to \$50,000 (15 responses).
- 52% were employed in Michigan.
- 87% had a job related to their degree.
- 94% were satisfied with their job

Survey Population

	Graduates	Responses
Bachelor's	48	35 (73%)

Job Titles and Employers

Accounts Payable Specialist at SHI International
Airport and Airspace Solutions at Boeing
Airport Operations Specialist at Tampa International Airport
Certified Flight Instructor at Frederick Flight Center
Certified Flight Instructor at Lavion Aero
Certified Flight Instructor at WMU
Director of Operations at Great Lakes Air Ventures
First Officer at SkyWest Airlines

Fleet Analyst at Textron
Flight Follower at Pentastar Aviation
Flight Test Operations Assistant at Wing
Operations Assistant at Kalitta Air
Performance Supervisor at Delta Global Services
Pilot Crew Scheduler at United Airlines
Production Operator at PJ Wallbank Springs
Signals Intelligence Analyst at U.S. Air Force
Targeteer at U.S. Air Force

James Reif, Bachelor of Science in aviation management and operations, 2019 Director of Operations at Great Lakes Air Ventures

"The experience that impacted my career path the most was being away from family for the first time at college. This showed me that I would rather have a job that I'm home every night instead of constantly traveling. I love teaching and love aviation, so instructing and managing flight school fits perfectly with my lifestyle."



Aviation Technical Operations

100% of degree recipients were actively engaged.

	count	percent
Actively Engaged	12	100%
Employed full time	10	83%
Continuing education	1	8%
Military service	1	8%

Full-time Employment

- Median salary was \$30,000 to \$35,000 (5 responses).
- 55% were employed in Michigan.
- 75% had a job related to their degree.
- 84% were satisfied with their job.

Job Titles and Employers

A&P Mechanic Assistant at Kalamazoo Aircraft
Airframe Technician at Duncan Aviation
Aviation Maintenance Technician at Allstate
Aviation Maintenance Technician at Duncan Aviation
Lab Assembly and Test Technician at GE
Officer Cadet at U.S. Army

Continuing Education

MBA at Embry-Riddle Aeronautical University

Survey Population

	Graduates	Responses	
Bachelor's	20	12	(60%)

Education and Human Development



WESTERN MICHIGAN UNIVERSITY

Athletic Training, Coaching, Physical Education	74
Counseling Psychology	75
Counselor Education.....	76
Dietetics	79
Educational and Instructional Technology.....	79
Educational Leadership.....	80
Educational Leadership: Higher Ed and Student Affairs...	81
Educational Leadership: K12.....	82
Elementary Education.....	83
Evaluation, Measurement, and Research.....	85
Exercise Science.....	86
Family and Consumer Sciences.....	87
Family Science	88
Fashion Merchandising and Design	90
Health Education.....	91
Interior Design.....	92
Literacy Studies	93
Organizational Change Leadership	94
Practice of Teaching.....	95
Recreation	96
Secondary Education.....	98
Special Education.....	99
Workforce Education and Development	100

Education and Human Development

Post-Graduation Activity

96% of all Education and Human Development graduates were actively engaged.

	All degrees		Undergraduate		Graduate degrees	
	count	percent	count	percent	count	percent
Actively Engaged	514	96%	241	95%	273	97%
Employed full time	450	84%	196	77%	254	90%
Employed part time	11	2%	6	2%	5	2%
Continuing education	51	10%	37	15%	14	5%
Military service	1	0.2%	1	0.4%		
Volunteering full time	1	0.2%	1	0.4%		
Not Actively Engaged	22	4%	13	5%	15	3%
Looking for work	18	3%	11	4%	7	2%
Personal commitments	4	1%	2	1%	2	1%

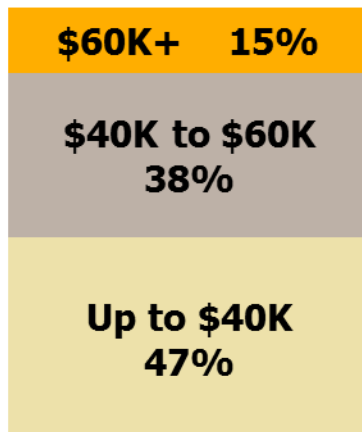
Survey Population

The Post-Graduation Activity Survey was sent to all of the 771 students who earned a degree from the College of Education and Human Development between August 2018 and June 2019.

	Graduates	Responses
All CEHD	771	536
Bachelor's	390	254
Master's	342	250
Doctoral	29	26
Post baccalaureate Certificate	10	6

Salary Ranges for Full-Time Employment

	25 th percentile	50 th percentile	75 th percentile	Responses
All CEHD	\$30,000-\$35,000	\$40,000-\$45,000	\$50,000-\$55,000	216
Undergraduate	\$25,000-\$30,000	\$30,000-\$35,000	\$35,000-\$40,000	84
Graduate	\$35,000-\$40,000	\$45,000-\$50,000	\$55,000-\$60,000	132



"The learning environment is hands-on and has prepared me for my career and future education endeavors."

CEHD – All Degrees

Full-time Employment

- **Median salary** was **\$40,000 to \$45,000** (216 responses).
- **80%** had a job in **Michigan**.
- **96%** had a job **related** to their degree.
- **89%** **were satisfied with their job**.

Top Employers

Adolescent and Family	Detroit Pistons	Kent ISD	Portage Public Schools
Behavioral Health Services	Detroit Public Schools	Lakeland Health	SKP Design
Ascension	Dowagiac Union Schools	Lakeview School District	Spectrum Health
Battle Creek Public Schools	Family and Children Services	Mattawan Schools	State of Michigan
Case Western Reserve	Farmington Public Schools	Michigan State University	Wedgwood Christian Services
Catholic Charities W. MI	Kalamazoo College	Next Level Performance	Wellspring Lutheran Services
Constantine Public Schools	Kalamazoo Public Schools	Nordstrom	West Hills Athletic Club
Dearborn Public Schools	Kalamazoo RESA	Paw Paw Public Schools	Western Michigan University

Continuing Education

- **10%** of Education and Human Development respondents are pursuing further education after graduating from WMU.
- After graduation, 53% are pursuing master's degrees, 36% doctoral, 6% professional schools, 2% certification programs, and 2% specialist programs.
- 46% are continuing education at WMU, and the remaining 54% will attend 16 different institutions.

Experiential Education

- **87%** had an internship, co-op, practicum, or field experience where they applied what they were learning in the classroom.
- **73%** had a job where they applied what they were learning in the classroom.
- **54%** worked on a project that took a semester or more to complete.
- **37%** were very active in extracurricular activities and organizations.

98% of education and human development graduates completed at least one experiential education activity.

Top Internship Employers

Battle Creek Public Schools	Kalamazoo Juvenile Home	Novacare Rehabilitation	Prevention Works
Bethany Christian Services	Kalamazoo Public Schools	Parchment Middle School	State of Michigan
Bronson	Michigan Bucks Soccer	Portage Public Schools	Western Michigan University
Kalamazoo College			

Experiences at WMU

- **98%** had at least one instructor who made them excited about learning.
- **94%** felt that their instructors cared about them as a person.
- **72%** had a mentor who encouraged them to pursue their goals and dreams.
- **93%** said that their education and experience as a student at WMU prepared them for their profession.

CEHD – Undergraduate

Full-time Employment

- **Median salary** for undergraduate degree recipients in CEHD was **\$30,000 to \$35,000** (84 responses).
- **94%** had a **job related** to their degree.
- **91%** were **satisfied** with their job.
- **79%** had a job in **Michigan**.

Top Employers

Ascension
Constantine Public Schools
EDUStaff
Kalamazoo Public Schools
Lakeland Health
Lakeview School District
Mattawan Consolidated Schools

Next Level Performance
Nordstrom
Portage Public Schools
SKP Design
West Hills Athletic Club
Western Michigan University

Experiential Education

- **96%** had an internship, co-op, practicum, or field experience where they applied what they were learning in the classroom.
- **72%** had a job where they applied what they were learning in the classroom.
- **43%** worked on a project that took a semester or more to complete.
- **51%** were very active in extracurricular activities and organizations.

98% of education and human development undergraduates completed at least one experiential education activity.

Experiences at WMU

- **99%** had at least one instructor who made them excited about learning.
- **94%** felt that their instructors cared about them as a person.
- **71%** had a mentor who encouraged them to pursue their goals and dreams.
- **92%** said that their education and experience as a student at WMU prepared them for their profession.

"I loved gaining experience in several schools in a variety of classroom settings."

CEHD – Graduate

Full-time Employment

- **Median salary** for graduate degree recipients in CEHD was **\$45,000 to \$50,000** (132 responses).
- **96%** had a **job related** to their degree.
- **88%** were **satisfied** with their job.
- **82%** had a job in **Michigan**.

Top Employers

Adolescent and Family Behavioral Health Services
Battle Creek Public Schools
Case Western Reserve University
Catholic Charities West Michigan
Dearborn Public Schools
Detroit Public Schools
Family and Children Services
Kalamazoo College

Kalamazoo Public Schools
Kalamazoo RESA
Michigan State University
Spectrum Health
Wedgwood Christian Services
Wellspring Lutheran Services
Western Michigan University

Experiential Education

- **80%** had an internship, co-op, practicum, or field experience where they applied what they were learning in the classroom.
- **74%** had a job where they applied what they were learning in the classroom.
- **65%** worked on a project that took a semester or more to complete.
- **25%** were very active in extracurricular activities and organizations.

96% of education and human development graduate degree recipients completed at least one experiential education activity.

Experiences at WMU

- **97%** had at least one instructor who made them excited about learning.
- **94%** felt that their instructors cared about them as a person.
- **73%** had a mentor who encouraged them to pursue their goals and dreams.
- **94%** said that their education and experience as a student at WMU prepared them for their profession.

"I loved the CECP department and the focus on race and diversity. I felt supported and cared for by the department. I was able to grow and tap into my talents. Thank you WMU."

Athletic Training, Coaching, Physical Ed

90% of undergraduate and 100% of graduate degree recipients were actively engaged.

	Undergraduate		Graduate degrees	
	count	percent	count	percent
Actively Engaged	10	90%	14	100%
Employed full time	5	45%	14	100%
Continuing education	5	45%		
Not Actively Engaged	1	10%		
Looking for work	1	10%		

Full-time Employment

- Median salary for graduate degrees was \$40,000 to \$45,000 (8 responses).
- 88% were employed in Michigan.
- 100% had a job related to their degree.
- 89% were satisfied with their job.

Survey Population

	Graduates	Responses	
All degrees	41	25	(61%)
Bachelor's	18	11	(61%)
Master's	23	14	(61%)

Job Titles and Employers

Assistant Athletic Trainer at Albion College
Assistant Athletic Trainer at Hope College
Athletic Trainer at Beaver Dam Community Hospitals
Athletic Trainer at Bronson
Athletic Trainer at DePauw University
Athletic Trainer at Holland Hospital
Certified Athletic Trainer at NovaCare Kids
Clinical Athletic Trainer at Spectrum Health

Event Specialist at RHD Events and Marketing
Head Athletic Trainer at Canton High School
Manager at Angels Crossing Golf Club
Resource Athletic Trainer at Spectrum Health
Speaker Acquisition Coordinator at Glazier clinics
Strength Coach at University of Kentucky
Teacher at Climax-Scotts Community Schools
Teacher at Rogers City Area Schools
Track and Field Coach at Martin High School

Continuing Education

Masters in Exercise Science at Long Island University
Masters in Healthcare Administration at Mary Baldwin University



Salvador Robles-Soriano
Master of Science in athletic training, 2019
Assistant Athletic Trainer at Hope College

"My internships and jobs while I was a student helped me build connections in my field."

Counseling Psychology

96% of degree recipients were actively engaged.

	count	percent
Actively Engaged	23	96%
Employed full time	22	92%
Continuing education	1	4%
Not Actively Engaged	1	4%
Personal commitments	1	4%

Full-time Employment

- Median salary was \$37,500 to \$42,500 (8 responses).
- 71% were employed in Michigan.
- 100% had a job related to their degree.
- 100% were satisfied with their job

Job Titles and Employers

Behavioral Technician at Kalamazoo Autism Center
Care Provider at Michigan Psychological Care
Case Manager at St. Vincent Catholic Charities
Case Manager/Therapist at North Kent Guidance Services and Forest View Hospital
Clinician at BCS
Counseling Psychologist at Clinical Psychological Services
Counselor at Munson Medical Center
Healthcare Assistant at Michigan State University
Instructor at Community College of Aurora
Postdoctoral Fellow at Alvarado Parkway Institute
Postdoctoral Fellow at Loyola University Maryland
Psychologist at Comprehensive Psychological Services
Respite Worker at Family and Children Services
Site Coordinator at Communities in Schools
Staff Psychologist at Federal Bureau of Prisons
Therapist at Adolescent and Family Behavioral Health Services
Therapist at Family Counseling and Mediation Services

Survey Population

	Graduates	Responses	
All degrees	32	24	(75%)
Master's	26	18	(69%)
Doctoral	6	6	(100%)

Counselor Education

98% of degree recipients were actively engaged.

	count	percent
Actively Engaged	43	98%
Employed full time	40	91%
Employed part time	2	5%
Continuing education	1	2%
Not Actively Engaged	1	2%
Looking for work	1	2%

Full-time Employment

- Median salary was \$40,000 to \$45,000 (25 responses).
- 88% were employed in Michigan.
- 95% had a job related to their degree.
- 79% were satisfied with their job.

Survey Population

	Graduates	Responses
All degrees	57	44 (77%)
Master's	54	41 (76%)
Doctoral	3	3 (100%)



Ayla Ludwig, Master of Arts in Counselor Education, 2018 Career Counseling and Student Engagement and Success at WMU

"I got really involved with my field during my master's program, and many of my experiences helped develop my professional identity. My instructors and many of my peers were great sources of motivation and support in my counseling program. I was challenged, motivated, and inspired by many of the people, and that really helped me to develop my dedication to the mental health field.

Go out and have as many experiences as you can. College provides a great opportunity to get involved with like-minded people that really help to sculpt your interests and where you want to go with them. Join a registered student organization (RSO), volunteer in the community, help a professor with research, or take a class that is totally new for you. All of these things will help you develop your personal and professional identity."

Counselor Education

Job Titles and Employers

Academic Advisor at Western Michigan University
Assistant Professor at Spring Arbor University
AWARE Program Coordinator at Women's Resource Center
Blind Rehabilitation Instructor at State of Michigan
Career Development Specialist at Grace Christian University
Clinical Director at Counseling Center of West Michigan
Clinician/Consultant at Wedgwood Christian Services
Counselor at A Forever Recovery
Counselor at Choices for Change
Counselor at Oakland Health Associates
Direct Care Staff at Family and Children Services
District Counselor at Colon Community Schools
Faculty Specialist at Western Michigan University
Family Counselor at Bethany Christian Services
Family Counselor at Catholic Charities West Michigan
Family Support Specialist at KRESA
Foster Care Compliance and Training Specialist at Child and Family Services of Northwestern Michigan
Internship Advisor at University of California
Licensed Professional Counselor at Portland State University
Licensed Professional Counselor at Wedgwood Christian Services
Limited Licensed Professional Counselor at Bloom Behavioral Health
MS School Counselor at Boyne City Public Schools
Outpatient Therapist at Catholic Charities West Michigan
Printer at Graphic Packaging International
Professional Counselor at Compass Counseling
Rehabilitation Technician at Spectrum Health
School Counselor at Howell Public Schools
School Counselor at Oakridge Public Schools
Substance Abuse Therapist at Victory Clinical Services
Success Coach at Arizona State University
Supports Coordinator at Network180
Therapist at Adolescent and Family Behavioral Health Services
Therapist at Arbor Circle
Therapist at Barry County Mental Health Services

Dietetics

100% of degree recipients were actively engaged.

	count	percent
Actively Engaged	15	100%
Employed full time	4	27%
Employed part time	1	7%
Continuing education	9	60%

Full-time Employment

- 60% were employed in Michigan.
- 100% had a job related to their degree.
- 75% were satisfied with their job.

Job Titles and Employers

Dietetic Intern at Baptist Medical Center
Dietetic Intern at Bluffton University
Nutrition Educator at Health Plan Advocate
Nutrition Services Associate at Ascension
Registered Dietician at OptiMed Health Partners
Trainer at F45 Training

Continuing Education

Masters in Clinical Dietetics at Grand Valley State University

Survey Population

	Graduates	Responses
Bachelor's	22	15 (68%)

Educational and Instructional Technology

91% of degree recipients were actively engaged.

	count	percent
Actively Engaged	10	91%
Employed full time	9	82%
Continuing education	1	9%
Not Actively Engaged	1	9%
Looking for work	1	9%

Full-time Employment

- Median salary was \$45,000 to \$50,000 (9 responses from 2017-18 & 2018-19).
- 78% were employed in Michigan.
- 100% had a job related to their degree.
- 88% were satisfied with their job.

Job Titles and Employers

District Technology Coordinator/Instructional Technology Specialist at Watervliet Public Schools

Instructional Designer at Universidad APEC

Instructional Technology Specialist at Dowagiac Union Schools

Instructor at Western Michigan University

Teacher at Kentwood Public Schools

Technology Coordinator at Van Buren Intermediate School District

Survey Population

	Graduates	Responses	
All degrees	14	11	(79%)
Master's	13	10	(77%)
Certificate	1	1	(100%)

Educational Leadership

100% of degree recipients were actively engaged.

	count	percent
Actively Engaged	10	100%
Employed full time	9	90%
Continuing education	1	10%

Full-time Employment

- Median salary was \$80,000 to \$85,000 (5 responses).
- 63% were employed in Michigan.
- 100% had a job related to their degree.
- 100% were satisfied with their job.

Job Titles and Employers

Adjunct Instructor at Southern New Hampshire University
Assessment and Development Coordinator at LSTS
Assessment Management and Curriculum Development at NOCTI
Dean at Western Carolina University

Director at WMU
Director of Administration at University of Michigan
Director of Community Education at Whitehall District Schools
Director of University Relations at Walsh University
Executive Director of Campus Life at Davenport

Survey Population

This report includes data from students in Ed Leadership: Higher Ed Leadership, and Ed Leadership: Organizational Analysis.

	Graduates	Responses
All degrees	12	10 (83%)
Master's	5	3 (60%)
Doctoral	7	7 (100%)

**Tom Moore, Master of Arts in educational leadership:
educational and global leadership, 2019
Director of White Lake Area Community Education (WLACE)
at Whitehall District Schools**

"The diversity of work is incredibly stimulating. Being able to create pathways to success for learners who have generally not found success in traditional educational settings is extremely rewarding."



Educational Leadership: HESA

94% of degree recipients were actively engaged.

	count	percent
Actively Engaged	15	94%
Employed full time	14	88%
Employed part time	1	6%
Not Actively Engaged	1	6%
Looking for work	1	6%

Full-time Employment

- Median salary was \$40,000 to \$45,000 (9 responses).
- 54% were employed in Michigan.
- 92% had a job related to their degree.
- 89% were satisfied with their job.

Job Titles and Employers

Academic Specialist - Advisor at MSU
Admissions Counselor at WMU
Admissions Specialist at Lake Michigan College
Apartments Complex Coordinator at WMU
Assistant Professor in Family Medicine at MSU
Career Advisor at Purdue University
Coordinator for Student Conduct and Community Standards at Wichita State University
Coordinator of Immigration Records at WMU

Detroit Promise Success Coach at Ford College
Fraternity and Sorority Life Advisor at University of Wyoming
Residence Hall Director at University of Buffalo
Residence Life Coordinator at California State University-Sacramento
Residential Community Director- Case Western Reserve University at Case Western Reserve University

Survey Population

	Graduates	Responses
All degrees	16	16 (100%)
Master's	12	12 (100%)
Certificate	4	4 (100%)



Carrie Sandborn

Certificate in student affairs in higher education, 2018

Assistant Professor in Family Medicine at Michigan State University College of Human Medicine

"You need to be ready and willing to relocate. It makes the job search much harder when you limit yourself to a certain location. Step out of your comfort zone by looking for careers in various different educational settings. Do not underestimate your abilities to be creative and apply to a job that you feel you may be a tad under-qualified. It is when you set the bar high for yourself that you will be surprised and rise to the challenge. You will become the leader you wish to be if you always challenge yourself."

Educational Leadership: K12

95% of degree recipients were actively engaged.

	count	percent
Actively Engaged	39	95%
Employed full time	38	93%
Continuing education	1	2%
Not Actively Engaged	2	5%
Looking for work	2	5%

Full-time Employment

- Median salary was \$52,500 to \$57,500 (22 responses).
- 97% were employed in Michigan.
- 94% had a job related to their degree.
- 95% were satisfied with their job.

Job Titles and Employers

Academic Advisor at Marshall Academy
Academic Specialist at Timberland Charter Academy
Assistant Director at Western Michigan University
Assistant Principal at Battle Creek Public Schools
Assistant Principal at Godwin Heights Public Schools
Chief of Engagement at Cleveland Metropolitan School District
District Transformation Coach at Battle Creek Public Schools
Engagement Specialist at Portage Public Schools
English Teacher at Homer High School
ESL Coordinator at Harper Creek Schools
Master Reading Coach at Michigan Education Corps
Math Teacher at Essexville Hampton Public Schools
Principal at Arbor Academy

Principal at Gordon Elementary
Principal at Jenison Public Schools
Principal at Kalamazoo Public Schools
Principal at Riverside Hagar #6
Regional School Health Coordinator at Calhoun ISD
Special Education Teacher at Jackson County ISD
Special Education Teacher at Plainwell Schools
Special Education Teacher at St. Joseph ISD
Teacher at Coldwater Schools
Teacher at Edgewood Elementary
Teacher at Homer Community Schools
Teacher at Lakeview School District
Teacher at Lillian Fletcher Elementary
Teacher at Mar Lee School
Teacher at Muskegon Public Schools
Teacher at St. Philip Catholic Central High School

Survey Population

	Graduates	Responses	
All degrees	61	41	(67%)
Master's	55	37	(67%)
Doctoral	6	4	(67%)

Elementary Education

100% of degree recipients were actively engaged.

	count	percent
Actively Engaged	42	100%
Employed full time	42	100%

Full-time Employment

- Median salary was \$35,000 to \$40,000 (22 responses).
- 86% were employed in Michigan.
- 100% had a job related to their degree.
- 100% were satisfied with their job.

Survey Population

	Graduates	Responses
Bachelor's	50	42 (84%)



Michelle Krieger

Bachelor of Science in early childhood education, 2018

Third Grade Teacher at Benton Harbor Area Schools and Niles Community Schools

"The most rewarding part of my job is that my class has had a great transformation in behavior and we are learning and doing a full day of lessons. My internship showed me how to arrange my knowledge from courses into an action plan. Very practical!"

Elementary Education

Job Titles and Employers

4th Grade Teacher at Charlotte Public Schools
4th Grade Teacher at Dearborn Public Schools
5th Grade Teacher at Climax-Scott's Schools
6th Grade Math and Science Teacher at Lakeview School District
Business Development Manager at Tireboots
Classroom Aide at Lakeland Creative Beginnings
Elementary Teacher at Centreville Public Schools
Elementary Teacher at Boone County Schools
Elementary Teacher at Gobles Elementary
GSRP Lead Teacher at Bullfrogs & Butterflies
Lead Teacher at Play and Grow Learning Center
Pre-Kindergarten Teacher at Lansing School District
Teacher at Battle Creek Area Catholic Schools
Teacher at Benton Harbor Area Schools
Teacher at Brandywine Community Schools
Teacher at Constantine Public Schools
Teacher at Doherty Elementary
Teacher at Farmington Public Schools
Teacher at Kalamazoo Public Schools
Teacher at Mattawan Consolidated Schools
Teacher at Pigeon Mountain Primary School
Teacher at Portage Public Schools
Teacher at Saint Joseph Public Schools
Third-Grade Teacher at Benton Harbor Schools



**Allison Howard, Bachelor of Arts in elementary education, 2018
Third-Grade Teacher at Grand Rapids Public Schools**

"I worked on campus in the Dining Hall as a Student Supervisor. This job allowed me to improve my leadership, customer service, and problem solving skills, which are all skills I use in my career now. I also had my teaching internships through WMU that gave me the teaching experience that I needed before graduation and my first job.

Do not get discouraged in the applying and interviewing process. It can be hard to find a school that wants to take a chance on a first year teacher, but the right job will come your way! Use every interview you get as a learning experience."

Evaluation, Measurement, and Research

100% of degree recipients were actively engaged.

	count	percent
Actively Engaged	6	100%
Employed full time	5	83%
Continuing education	1	17%

Full-time Employment

- Median salary was \$45,000 to \$50,000 (6 responses from 2017-18 & 2018-19).
- 70% were employed in Michigan.
- 90% had a job related to their degree.
- 59% were satisfied with their job.

Job Titles and Employers

Chinese Teacher at John Glenn School Corporation

Consultant at NEUNN'

IT Systems Administrator at Little River Band of Ottawa Indians Tribal Government

Research and Evaluation Officer at Ghana TVET Voucher Project

Research Staff at Western Michigan University

Survey Population

	Graduates	Responses
All degrees	7	6 (86%)
Master's	4	3 (75%)
Doctoral	3	3 (100%)

Exercise Science

100% of undergraduate and 100% of graduate degree recipients were actively engaged.

	Undergraduate		Graduate	
	count	percent	count	percent
Actively Engaged	43	100%	6	100%
Employed full time	30	70%	5	83%
Continuing education	13	30%	1	17%

Full-time Employment

- Median salary for undergraduate degrees was \$40,000 to \$45,000 (8 responses).
- 85% were employed in Michigan.
- 86% had a job related to their degree.
- 100% were satisfied with their job.

Survey Population

	Graduates	Responses	
All degrees	76	49	(64%)
Bachelor's	69	43	(62%)
Master's	7	6	(62%)

Job Titles and Employers

Admission Counselor at Trine University
 Assistant Coach at Kalamazoo College
 Assistant Strength and Conditioning Coach at WMU
 Assistant Swim Coach and Instructor at Case Western Reserve University
 Cardiac Rehab Therapist at Lakeland Health
 Coach at Next Level Performance
 Color Guard Instructor and Visual Design Coordinator at Dowagiac Union Schools
 Digital Media Specialist at Tech Defenders
 Director of Fitness at Point O'Pines Camp for Girls
 Exercise Physiologist at Beaumont Health
 Exercise Physiologist at Sparrow Health System
 Health Fitness Specialist at EXOS
 Men's Lacrosse Head Coach at WMU
 Orthodontic Assistant at Berkman & Shapiro

Personal Trainer at Equinox
 Personal Trainer at West Hills Athletic Club
 Physical Therapy Technician at Sports and Ortho Physical Therapy and Sports Medicine
 Recruiter at iVantage Group
 Rehabilitation Technician at Mary Free Bed
 Rehabilitation Technician at Michigan Medicine
 Sales Manager at State Farm
 Speed and Strength Coach at Athletic Preparation
 Strength and Conditioning Coach at Athletic Mentors
 Strength and Conditioning Coach at Next Level Performance
 Strength Coach at Ascension
 Technician at Physical Therapy One

Continuing Education

Masters in Exercise Physiology at University of Roehampton
 Masters in Kinesiology and Exercise Science at Oakland University
 Masters in Occupational Therapy at Texas Tech



Tyler Norman, Ph.D.

B.S. Exercise Science, 1995; M.A. Sport Management, 2005; Ph.D. Interdisciplinary Studies, 2018

Manager of Corporate Outreach at West Hills Athletic Club

"Determination and perseverance were definitely attributes that helped me become successful. Tough times will come and go, tenacity is what got me through those hard times.

When deciding a career path, I recommend following your passion. Doing what you love and working hard is the key to the perfect balance in life."

Family and Consumer Sciences

89% of degree recipients were actively engaged.

	count	percent
Actively Engaged	17	89%
Employed full time	16	84%
Continuing education	1	5%
Not Actively Engaged	2	11%
Looking for work	1	5.5%
Personal commitments	1	5.5%

Full-time Employment

- Median salary range was \$45,000 to \$50,000 (6 responses).
- 67% were employed in Michigan.
- 100% had a job related to their degree.
- 100% were satisfied with their job.

Job Titles and Employers

Adult Protective Services at State of Michigan
Certified Child Life Specialist at Seattle Children's Hospital
Child Life Specialist at Norton Healthcare
Child Life Specialist at University of Maryland Medical Center
Child Protective Services Investigator at Michigan Department of Health and Human Services
Clinical Dietitian at Mercy Health
Clinical Dietitian at Senior Care Partners PACE
ESL Teacher at VIPKID
FTBS Direct Worker at Wellspring Lutheran Services
Program Coordinator at Pokagon Band Department of Social Services
Registered Dietitian at Berrien County Health Department
Sales and Customer Care Consultant at Yoox Net-A-Porter Group
Social Emotional Health Program Instructor at MSU Extension
Supervisor-FTBS at Wellspring Lutheran Services

Continuing Education

Masters in Higher Education at Grand Valley State University

Survey Population

	Graduates	Responses
Master's	23	19 (83%)

Family Science

90% of degree recipients were actively engaged.

	count	percent
Actively Engaged	47	90%
Employed full time	43	83%
Employed part time	1	2%
Continuing education	3	6%
Not Actively Engaged	5	10%
Looking for work	4	8%
Personal commitments	1	2%

Full-time Employment

- Median salary for undergraduate degrees was \$25,00 to \$30,000 (25 responses).
- 92% were employed in Michigan.
- 92% had a job related to their degree.
- 86% were satisfied with their job.

Survey Population

This report includes data from students who majored in Child and Family Development, and Family Studies.

	Graduates	Responses	
Bachelor's	89	52	(58%)

Faith Lambert
Bachelor of Science in child and family development, 2018
Teacher at Head Start for Kent County

"Don't assume you'll get into your beloved career choice immediately after graduation. The big thing after graduation is supporting yourself financially. Stick to something in your career field after college, but realize your dream job might come later. That's ok! Just find something you enjoy, use your degree, and realize there's still life to live and dream jobs to find!"



Family Science

Job Titles and Employers

Assistant Director at Paws and Stripes Learning Center
Behavior Technician at The Children's Center
Business Operations Assistant at Prevention Works
Case Manager at Ennis Center for Children
Children's Services Specialist at Michigan Department of Health and Human Services
Early Head Start Teacher at Community Action Allegan
Foster Care Case Manager at Orchards Children's Services
Foster Care Specialist at Family and Children Services
Guidance Specialist at ComPsych
Intake Coordinator at Children's Advocacy Center
Lead Early Headstart Teacher at Matrix Human Services
Lead Infant Teacher at KidieKlub
Lead Infant Teacher at The Goddard School
Lead Preschool Teacher at Head Start for Kent County
Lead Teacher at Curious Kids
Lead Toddler Teacher at Milestones
Licensing Specialist at Samaritas
Life Enrichment Coordinator at Bickford Senior Living
Medical Staff Member at Kalamazoo Cat Hospital
Member Service Associate at Lake Trust Credit Union
Nursery Care Coordinator at Pine Rest Christian Mental Health Services
Paraprofessional at Lakeview School District
Preschool Teacher at GSRP
Prevention Specialist at Pines Behavioral Health
Restorative Justice Facilitator at Gryphon Place
Sexual Assault Advocate at Coalition Against Domestic Violence
Teacher at Fusion Academy
Teacher at Holy Public School
Teacher at NEMCSA Head Start
Teacher at Taqa Tots Learning Center
Teaching Assistant at Evergreen Child Development Center
Toddler Teacher at Little Ninjas Learning Place

Continuing Education

Masters in Family and Consumer Sciences at WMU
Masters in Social Work at Wayne State University

Fashion Merchandising and Design

100% of degree recipients were actively engaged.

	count	percent
Actively Engaged	20	100%
Employed full time	15	75%
Employed part time	1	5%
Continuing education	4	20%

Full-time Employment

- Median salary was \$40,000 to \$45,000 (15 responses from 2017-18 & 2018-19).
- 43% were employed in Michigan.
- 100% had a job related to their degree.

Job Titles and Employers

Alterations Associate at Von Maur
Assistant Buyer at DXL Group
Assistant Manager at Windsor Fashions
Assistant Technical Designer at Express
Inside Sales at TG Manufacturing
Junior Buyer at Lidl US
Men's Lead at Kohl's
Sales Associate at Nordstrom
Sales Associate at Ulta
Sales Lead at Saks Fifth Avenue
Store Manager at Jacqueline's Jewelry Manager
Warehouse Lead at DSW Designer Shoe Warehouse

Continuing Education

Masters in Fashion Product Development at Savannah College of Art and Design
Masters in Luxury and Fashion Management at Savannah College of Art and Design
Masters in Marketing at London School of Design and Marketing

Survey Population

	Graduates	Responses
Bachelor's	27	20 (74%)

Health Education

83% of degree recipients were actively engaged.

	count	percent
Actively Engaged	5	83%
Employed full time	4	67%
Continuing education	1	17%
Not Actively Engaged	1	17%
Personal commitments	1	10%

Full-time Employment

- 60% were employed in Michigan.
- 100% had a job related to their degree.
- 84% were satisfied with their job.

Job Titles and Employers

Health and Life Skills Coordinator at Boys and Girls Club of Greater Green Bay

Health Coach at HbD International

Health Communication Coordinator at Western Michigan University

Nurse at Prince Mutab bin Abdulaziz Hospital

Survey Population

	Graduates	Responses
Bachelor's	8	6 (75%)

Interior Design

100% of degree recipients were actively engaged.

	count	percent
Actively Engaged	7	100%
Employed full time	7	100%

Full-time Employment

- 71% were employed in Michigan.
- 100% had a job related to their degree.
- 100% were satisfied with their job.

Job Titles and Employers

Designer at Seven Generations Architecture and Engineering
Interior Design Intern at Perkins Eastman
Interior Designer at SKP Design
Junior Interior Designer at Inspired Interiors
Office Space Coordinator at Zoetis

Survey Population

	Graduates	Responses	
Bachelor's	8	7	(88%)

Ashley Walters
Bachelor of Science in interior design, 2019
Designer 1 at Perkins Eastman

"The most rewarding part of my job is having the ability to create environments that both physically and mentally help people. I work a lot on senior living projects, which have a lot of negative connotations, but I can design for efficiency, safety, and beauty to help people think of senior living campuses as a positive."



Literacy Studies

100% of degree recipients were actively engaged.

	count	percent
Actively Engaged	20	100%
Employed full time	16	80%
Employed part time	2	10%
Continuing education	2	10%

Full-time Employment

- Median salary was \$45,000 to \$50,000 (7 responses).
- 100% were employed in Michigan.
- 94% had a job related to their degree.
- 71% were satisfied with their job.

Job Titles and Employers

2nd Grade Immersion Teacher at Kalamazoo Public Schools
Bilingual Classroom Teacher at Dearborn Public Schools
Instructor of ESL at Kellogg Community College
Lead Teacher at Kalamazoo RESA
Reading Interventionist at Delton Kellogg Schools
Teacher at Boyd W. Arthurs Middle School
Teacher at Crestwood High School
Teacher at Dearborn Public Schools
Teacher at Detroit Public Schools Community District
Teacher at Farmington Public Schools
Teacher at Forest Hill Public Schools
Teacher at Kalamazoo Public Schools
Teacher at Schoolcraft Elementary

Survey Population

	Graduates	Responses
Master's	25	29 (80%)

Organizational Change Leadership

94% of degree recipients were actively engaged.

	count	percent
Actively Engaged	15	94%
Employed full time	14	88%
Continuing education	1	6%
Not Actively Engaged	1	6%
Looking for work	1	6%

Full-time Employment

- Median salary was \$90,000 to \$95,000 (5 responses).
- 92% were employed in Michigan.
- 89% had a job related to their degree.
- 83% were satisfied with their job.

Survey Population

	Graduates	Responses	
Master's	18	16	(89%)

Job Titles and Employers

Administrative Assistant at WMU
Brand Communications Team Leader at Steelcase
C.A.P. Director at Turning Point
Client Services Specialist at WMU
Grant Analyst at W.K. Kellogg Foundation
Head of Global Business Services at AkzoNobel

Manager of Communication and Creative Services
at Health Alliance Plan of Michigan
Organizational Development Manager at Spectrum
Practitioner at Archer Daniels Midland Company
Regional Coordinator at University of Detroit Mercy
Universal Branch Specialist at PNC

Steve Rudderham
Master of Arts in organizational change leadership, 2019
Head of Global Business Services at Akzonobel, Amsterdam

"Taking the road less traveled was always what I was told to help my career.
Try different things and differentiate yourself. I have three very good
mentors that I can always turn to, and that has been invaluable."



Practice of Teaching

100% of degree recipients were actively engaged.

	count	percent
Actively Engaged	12	100%
Employed full time	12	100%

Full-time Employment

- Median salary was \$40,000 to \$45,000 (7 responses).
- 91% were employed in Michigan.
- 100% had a job related to their degree.
- 100% were satisfied with their job.

Job Titles and Employers

1st Grade Teacher at Tri-County Schools
Elementary Art Teacher at Lakeview School District
Fourth Grade Teacher at Bridgman Public Schools
High School Math Teacher at Beaufort County School District
Teacher at Athens Area Schools
Teacher at East Leroy Elementary School
Teacher at Lakeshore Public Schools
Teacher at Marshall Public Schools
Teacher at Paw Paw Public Schools

Survey Population

This report includes data from students who majored in Practice of Teaching, and Educational Foundations.

	Graduates	Responses
Master's	20	12 (60%)

Recreation

88% of undergraduate and 94% of graduate degree recipients were actively engaged.

	Undergraduate		Graduate	
	count	percent	count	percent
Actively Engaged	22	88%	17	94%
Employed full time	18	72%	16	89%
Employed part time	2	8%		
Continuing education	2	8%	1	6%
Not Actively Engaged	3	12%	1	6%
Looking for work	3	12%	1	6%

Full-time Employment

- Median salary for undergraduate degrees was \$30,000 to \$35,000 (8 responses).
- Median salary for graduate degrees was \$35,000 to \$40,000 (5 responses).
- 79% were employed in Michigan.
- 89% had a job related to their degree.
- 100% were satisfied with their job.

Survey Population

This report includes data from students who majored in Recreation, Recreation Management, and Sport Management.

	Graduates	Responses	
All degrees	78	43	(55%)
Bachelor's	54	25	(46%)
Master's	24	18	(75%)



Matt Read, Master of Arts in sport management, 2019
Human Resources Associate
at Stanford University Department of Athletics,
Physical Education and Recreation

"I truly cherished my time at Western Michigan University. The two entities that helped me take my first steps in my career were the Human Performance and Health Education Department and the Athletic Communications Department. As a graduate teaching assistant, I was lucky enough to meet hundreds of students and create meaningful relationships with a few. The professors and faculty wanted the best for me and were willing to help me achieve my goals throughout grad school. My time in academics was the most meaningful experience I've had in my career so far. The Athletic Communications staff at WMU gave me the confidence to pursue opportunities in DI athletics that I thought were out of reach. From traveling with the football team to the Famous Idaho Potato Bowl to planning the Women's Basketball season-end banquet, I learned from the best in the MAC"

Recreation

Job Titles and Employers

Account Executive at Olympia Entertainment
Administrative Assistant at City of Grand Haven
Assistant Football Coach at Kalamazoo College
Camp Educator at Kalamazoo Nature Center
Coordinator Intramural Sports at Illinois State University
Customer Service Representative at Universal Forest Products
Director of Business Relations at Kalamazoo Growlers Baseball Club
Director of Operations - Women's Basketball at Western Michigan University
Director of Soccer Operations at Western Michigan University
Event Coordinator at The First Tee of West Michigan
Graduate Event Manager at Michigan State Spartans
HR Associate at Stanford University Athletics
Inside Sales Account Executive at Detroit Red Wings
Inside Sales Representative at Detroit Pistons
Intramural Official, University Recreation at Western Michigan University
Lead Toddler Teacher at A Touch of Home
Lending Specialist at United Wholesale Mortgage
Manager at Let's Play
Marketing and Public Relations Intern at Eau Claire Express Baseball
Member Services Representative at Planet Fitness
Outdoor Guide at Northern Waters Adventure
Park Manager at Kalamazoo County Parks Department
Recruiter at Aerotek
Sales at Kalamazoo Wings
Sales Representative at Griffin Beverage
Technical Recruiter at JBL Resources

Continuing Education

Masters in Educational Leadership at WMU
Masters in Sport Management at WMU

Secondary Education

93% of degree recipients were actively engaged.

	count	percent
Actively Engaged	26	93%
Employed full time	25	89%
Volunteering full time	2	4%
Not Actively Engaged	2	7%
Looking for work	2	7%

Full-time Employment

- Median salary was \$35,000 to \$40,000 (13 responses).
- 67% were employed in Michigan.
- 100% had a job related to their degree.
- 100% were satisfied with their job.

Job Titles and Employers

ELL Paraprofessional at Kalamazoo Public Schools
 English Teacher at Battle Creek Public Schools
 Math Teacher at Warsaw Community Schools
 Mathematics Teacher at Cabarrus County Schools
 Middle School Teacher at Kalamazoo Public Schools
 Middle School Teacher at Kalamazoo Public Schools
 Missionary at Intervarsity Christian Fellowship
 Science Teacher at TREE Academy for the Creative Arts, New Technology and Social Justice

Spanish Teacher at Lawrence Public Schools
 Teacher at Comstock Public Schools
 Teacher at Constantine Public Schools
 Teacher at Fountain-Fort Carson School District
 Teacher at Grand Rapids Public Schools
 Teacher at Kalamazoo Public Schools
 Teacher at Shanghai High School International
 Teacher at Ypsilanti Community Schools

Survey Population

This report includes data from students who majored in Biology: Sec. Ed.; Earth Science: Sec. Ed.; English: Sec. Ed.; German: Sec. Ed.; History: Sec. Ed.; Mathematics: Sec. Ed.; Secondary Integrated Science Ed.; Social Studies: Sec. Ed.; and Spanish: Sec. Ed.

	Graduates	Responses
Bachelor's	37	28 (76%)

Trista Straube
Bachelor of Arts in secondary English education, 2018
Middle School English Teacher at Linden Grove Middle School

"The most useful part of my career preparation was being able to take part in internships around the Kalamazoo area. Also, the amazing professors I had pushed me along the way and helped me find everything I needed to do my best.

Keep pushing. Even when the journey gets difficult, it is always worth it when you achieve your goal."



Special Education

89% of undergraduate and 100% of graduate degree recipients were actively engaged.

	Undergraduate		Graduate	
	count	percent	count	percent
Actively Engaged	8	89%	19	100%
Employed full time	8	89%	18	95%
Continuing education			1	5%
Not Actively Engaged	1	11%		
Looking for work	1	11%		

Full-time Employment

- Median salary for undergraduate degrees was \$30,000 to \$35,000 (6 responses from 2017-18 & 2018-19).
- Median salary for graduate degrees was \$50,000 to \$55,000 (15 responses from 2018-19).
- 82% were employed in Michigan.
- 95% had a job related to their degree.
- 76% were satisfied with their job.

Job Titles and Employers

Assistant Professor at Um Alqura University
 Teacher for the Visually Impaired at Midland Schools
 Long Term Substitute Teacher - Visually Impaired at Kelly Services
 Principal at SJCISD
 Special Education Instructor at West Ottawa Public Schools
 Special Education Teacher at Berrien RESA
 Special Education Teacher at Kalamazoo RESA
 Special Education Teacher at Kent ISD
 Special Education Teacher at Mattawan Consolidated Schools
 Special Education Teacher at Paw Paw Public Schools
 Special Education Teacher at Plainwell Community Schools
 Special Education Teacher at Voyager Elementary School
 Teacher at Bangor Public Schools
 Teacher at Columbia Central School
 Teacher at Detroit Public Schools Community District
 Teacher at Galesburg-Augusta Community Schools
 Teacher at Lowell Area Schools
 Teacher at Ovid-Elsie Area Schools
 Teacher for the Visually Impaired at Livonia Public Schools

Survey Population

	Graduates	Responses	
All degrees	44	28	(64%)
Bachelor's	11	9	(82%)
Master's	23	14	(61%)
Doctoral	4	3	(75%)
Certificate	6	2	(33%)

Workforce Education and Development

100% of undergraduate and 100% of graduate degree recipients were actively engaged.

	Undergraduate		Graduate degrees	
	count	percent	count	percent
Actively Engaged	5	100%	7	100%
Employed full time	4	80%	6	86%
Continuing education	1	20%	1	14%

Full-time Employment

- Median salary range for all degrees was \$35,000 to \$40,000 (7 responses).
- 100% were employed in Michigan.
- 100% had a job related to their degree.
- 86% were satisfied with their job.

Job Titles and Employers

Assistant Teacher at Small World Learning Center
Automotive Instructor at Kent ISD
Business Teacher at Portage Central High School
CTE instructor at Jackson County ISD
Family and Consumer Science Teacher at Gull Lake High School
Teacher at Battle Creek Public Schools
Teacher at Vestaburg Community Schools

Continuing Education

Masters Workforce Education and Development at WMU

Survey Population

	Graduates	Responses	
All degrees	17	12	(71%)
Bachelor's	7	5	(71%)
Master's	10	7	(70%)

Engineering and Applied Sciences



Aerospace Engineering.....	106
Chemical Engineering.....	108
Civil and Construction Engineering.....	110
Computer Engineering	111
Computer Science.....	112
Electrical Engineering.....	114
Engineering Design Technology	116
Engineering Management.....	117
Engineering Management Technology	118
Graphic and Printing Science	119
Industrial Engineering	120
Manufacturing Engineering.....	122
Mechanical Engineering.....	123
Paper Engineering	125

Engineering and Applied Sciences

Post-Graduation Activity

94% of all Engineering and Applied Sciences graduates were actively engaged.

	All degrees		Undergraduate		Graduate degrees	
	count	percent	count	percent	count	percent
Actively Engaged	460	94%	268	93%	192	96%
Employed full time	428	87%	244	84%	184	92%
Employed part time	1	0.2%	1	0.3%	0	0%
Continuing education	25	5%	18	6%	7	3.5%
Military service	5	1%	4	1%	1	0.5%
Volunteering full time	1	0.2%	1	0.3%	0	0%
Not Actively Engaged	30	6%	21	7%	9	4%
Looking for work	28	6%	20	7%	8	4%
Personal commitments (family, travel, etc.)	2	0.4%	1	0.3%	1	0.5%

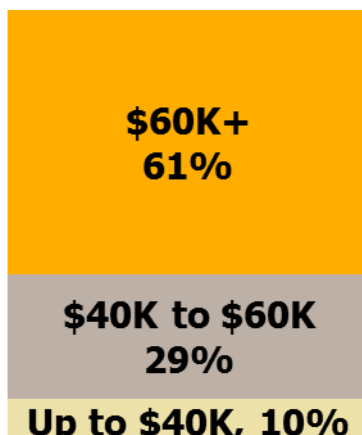
Survey Population

The Post-Graduation Activity Survey was sent to all of the 620 students who earned a degree from the College of Engineering and Applied Sciences between August 2018 and June 2019.

	Graduates		Responses	
	count	percent	count	percent
All CEAS degrees	620		490	79%
Bachelor's	400		289	72%
Master's	191		174	91%
Doctoral	29		27	93%

Salary Ranges for Full-Time Employment

	25 th percentile	50 th percentile	75 th percentile	Responses
All CEAS	\$50,000-\$55,000	\$60,000-\$65,000	\$70,000-\$75,000	229
Undergraduate	\$55,000-\$60,000	\$60,000-\$65,000	\$70,000-\$75,000	141
Graduate	\$50,000-\$55,000	\$65,000-\$70,000	\$75,000-\$80,000	88



"The Formula SAE team allowed me to engage with other students of all different majors and years, and give me valuable hands on experience."

CEAS – All Degrees

Full-time Employment

- **Median salary** was **\$60,000 to \$65,000** (229 responses).
- **67%** had a job in **Michigan**.
- **98%** had a job **related** to their degree.
- **92%** were **satisfied with their job**.

Top Employers

AAM	Dynatrace	IET, Inc.	Summit Polymers
AdvanSix	Eagle Technologies	Kellogg's	SunSource
AECOM	Eaton	Landscape Forms	TC Transcontinental
Armstrong International	EMIT Technologies	Lockheed Martin	Tekwissen
AZ Tech Technologies	Fabri-Kal	Mann+Hummel	Thermo Fisher Scientific
Benteler Automotive	FCA	Parker Hannifin	United States Army
Black & Veatch	FEMA Corporation	Pfizer	Vastek
Boeing	Ford Motor Company	Pratt Industries	Vibracoustic
Consumers Energy	GA Richards	Productive Resources	Western Diversified Plastics
Control System Integrators	General Motors	Raytheon Missile Systems	Whirlpool
Denso	Herman Miller	Skillman	Wightman
Dimplex Thermal Solutions	Huhtamaki	Stryker	Zoetis

Continuing Education

- **5%** of Engineering and Applied Sciences respondents are pursuing further education after graduating from WMU.
- After graduation, 71% are pursuing master's degrees, 25% doctoral, 4% professional schools.
- 74% are continuing education at WMU, and the remaining 26% will attend 5 different institutions.

Experiential Education

- **73%** had an internship, co-op, practicum, or field experience where they applied what they were learning in the classroom.
- **68%** had a job where they applied what they were learning in the classroom.
- **100%** worked on a project that took a semester or more to complete.
- **49%** were very active in extracurricular activities and organizations.

100% of engineering and applied sciences graduates completed at least one experiential education activity.

Top Internship Employers

Auto-Owners Insurance	FEMA Corporation	MDOT	Summit Polymers
Consumers Energy	Flowserve	Parker Hannifin	Western Diversified Plastics
Eaton	Kellogg's	Pfizer	Western Michigan University
FCA	Kimberly-Clark	Stryker Instruments	Whirlpool

Experiences at WMU

- **98%** had at least one instructor who made them excited about learning.
- **85%** felt that their instructors cared about them as a person.
- **60%** had a mentor who encouraged them to pursue their goals and dreams.
- **90%** said that their education and experience as a student at WMU prepared them for their profession.

CEAS – Undergraduate

Full-time Employment

- **Median salary** for undergraduate degree recipients in CEAS was **\$60,000 to \$65,000** (141 responses).
- **98%** had a **job related** to their degree.
- **91%** were **satisfied** with their job.
- **78%** had a job in **Michigan**.

Top Employers

AdvanSix	Dimplex Thermal	General Motors	Stryker
Aerotek	Solutions	Huhtamaki	Summit Polymers
Armstrong International	Dynatrace	Kellogg's	SunSource
Black & Veatch	Eagle Technologies	Lockheed Martin	Vibracoustic
Boeing	Eaton	Mann+Hummel	Western Diversified
Consumers Energy	Fabri-Kal	Parker Hannifin	Plastics
Control System	FCA	Pfizer	Whirlpool
Integrators	FEMA Corporation	Pratt Industries	Wightman
Denso	GA Richards		

Experiential Education

- **80%** had an internship, co-op, practicum, or field experience where they applied what they were learning in the classroom.
- **67%** had a job where they applied what they were learning in the classroom.
- **100%** worked on a project that took a semester or more to complete.
- **53%** were very active in extracurricular activities and organizations.

100% of engineering and applied sciences undergraduates completed at least one experiential education activity.

Experiences at WMU

- **98%** had at least one instructor who made them excited about learning.
- **81%** felt that their instructors cared about them as a person.
- **50%** had a mentor who encouraged them to pursue their goals and dreams.
- **87%** said that their education and experience as a student at WMU prepared them for their profession.

"I appreciate the connection every student has from just being a Bronco. You feel that from the classroom to the student section at sporting events."

CEAS – Graduate

Full-time Employment

- **Median salary** for graduate degree recipients in CEAS was **\$65,000 to \$70,000** (88 responses).
- **99%** had a **job related** to their degree.
- **94%** were **satisfied** with their job.
- **53%** had a job in **Michigan**.

Top Employers

AAM - American Axle and Manufacturing
AECOM
AZ Tech Technologies
Benteler Automotive
EMIT Technologies
Ford Motor Company
General Motors

IET, Inc.
Kellogg's
Skillman
TC Transcontinental
Tekwissen
Vastek
Whirlpool

Experiential Education

- **59%** had an internship, co-op, practicum, or field experience where they applied what they were learning in the classroom.
- **70%** had a job where they applied what they were learning in the classroom.
- **100%** worked on a project that took a semester or more to complete.
- **42%** were very active in extracurricular activities and organizations.

100% of engineering and applied sciences graduate degree recipients completed at least one experiential education activity.

Experiences at WMU

- **98%** had at least one instructor who made them excited about learning.
- **91%** felt that their instructors cared about them as a person.
- **79%** had a mentor who encouraged them to pursue their goals and dreams.
- **95%** said that their education and experience as a student at WMU prepared them for their profession.

"WMU has great facilities at the engineering campus. They have a lot of resources available for students to take advantage of, and it's a great not-so-big environment."

Aerospace Engineering

94% of undergraduate and 88% of graduate degree recipients were actively engaged.

	Undergraduate (2018-19)		Graduate (17-18 and 18-19)	
	count	percent	count	percent
Actively Engaged	29	94%	7	88%
Employed full time	26	84%	5	63%
Continuing education	3	10%	2	25%
Not Actively Engaged	2	6%	1	12%
Looking for work	2	6%	1	12%

Full-time Employment

- Median salary for undergraduate degrees was \$70,000 to \$75,000 (15 responses).
- 70% were employed in Michigan.
- 92% had a job related to their degree.
- 94% were satisfied with their job.

Survey Population

	Graduates	Responses
All degrees	47	39 (83%)
Bachelor's (2018-19)	39	31 (79%)
Master's (2017-18 & 2018-19)	8	8 (100%)



Denver Kuehl
Bachelor of Science in aerospace engineering, 2019
Corporate Metrology Engineer at Fabri-Kal

"I started off with an on-campus job. This was good for transitioning into the college lifestyle. But, as I progressed I took on more responsibilities, where at the end of my college career I was working full time as an engineer while completing my last semesters. I was able to all of this in four years."

Aerospace Engineering

Job Titles and Employers

A-10 Crew Chief at Michigan Air National Guard
Account Manager Trainee at SunSource
Applications Engineer at Flowserve
Associate Engineer at Flowserve
C.I Engineer Analyst at Kessington Aerospace
Continuous Improvement Engineer at Pidgeon and Clay
Core Emissions Engineer at Tenneco
Corporate Metrology Engineer at Fabri-Kal
Design Engineer at Dimplex Thermal Solutions
Electrical Engineer I at Raytheon Missile Systems
Engineer at Boeing
Engineer at Williams International
Engineer - Mechanical System at GE Aviation
Field Specialist at Stryker
Flight Test Engineer at Lockheed Martin
LDP Associate at Graphic Packaging International
Mechanical Project Engineer at BP&R Engineering
Project Manager at Eagle Technologies
Propulsion Engineer at Boeing
Senior Engineer - Dryer Product Approval at Whirlpool
Senior Systems Engineer 1 at Raytheon Missile Systems
Strategic Marketing Analyst at Dimplex Thermal Solutions
Supplier Quality Engineer at Parker Hannifin
Test Engineer at Hartzell Propeller
Vehicle Development Engineer at FCA Fiat Chrysler Automobiles

Continuing Education

Masters in Aerospace Engineering at Purdue University
Masters in Aerospace Engineering at University of Michigan



Aisosa Asemota
Bachelor of Science in aerospace engineering, 2019
Propulsions Engineer at GE Aviation

"Throughout college, I held several internships, was vice president and public relations officer for the American Institute of Aeronautics & Astronautics at WMU. This experience helped propel me from the very first day on the job. This taught me how to be a well-rounded worker, communicate effectively and also contribute during meetings. Without these experiences, the impact I made from the get-go wouldn't have been possible. I am fortunate that the knowledge I gathered early on, has made a tremendous impact in my career development."

Chemical Engineering

85% of undergraduate and 71% of graduate degree recipients were actively engaged.

	Undergraduate (2018-19)		Graduate degrees (2017-18 and 2018-19)	
	count	percent	count	percent
Actively Engaged	28	85%	5	71%
Employed full time	23	70%	5	71%
Continuing education	4	12%		
Volunteering full time	1	3%		
Not Actively Engaged	5	15%	2	29%
Looking for work	5	15%	2	29%

Full-time Employment

- Median salary for undergraduate degrees was \$70,000 to \$75,000 (10 responses).
- 62% were employed in Michigan.
- 95% had a job related to their degree.
- 85% were satisfied with their job.

Survey Population

	Graduates	Responses
All degrees	53	40 (75%)
Bachelor's (2018-19)	46	33 (72%)
Master's (2017-18 & 2018-19)	7	7 (100%)



Paige Race, Bachelor of Science in chemical engineering, 2019
Chemical Process Engineer at AdvanSix

"I design and implement projects that increase production and efficiency. The most rewarding part of my job is seeing a project from start to finish.

Having a job on campus helped me network and become more confident in my communication skills. That is one thing employers look for most.

Take your classes seriously and study hard. You will need the skills learned in class on your job. Don't forget to have fun too."

Mohammed Al Mayasi
Bachelor of Science in chemical engineering, 2019
Operations Engineer at Orpic in Oman

"I am working in refinery as operation engineer in delay cooker unit."



Chemical Engineering

Job Titles and Employers

Associate Process Engineer at Kellogg's
Chemical Engineer at Cardinal IG
Chemical Process Engineer at AdvanSix
Chemical Production Engineer at AdvanSix
Chemical Safety Officer at Hutchison Ports
Chemical Technician at Tectorius
Engineering Designer at Dennis Group
Gas Engineer at Consumers Energy
Industrial Performance at FONA International
Manufacturing Engineer at Huhtamaki
Manufacturing Specialist at Pfizer

Process Engineer at Summit Polymers
Process Engineer at Verso
Production Engineer at Perrigo
Production Engineer at Pratt Industries
Quality Engineer at Enterprise Tool and Die
Science Education Volunteer at Peace Corps
Solutions Engineer at Armstrong International
Sr. Process Engineer at Barry Wehmiller Design
Technical Writer at Aerotek
Test Lab at Western Diversified Plastics
Validation Engineer at Thermo Fisher Scientific

Continuing Education

Masters in Chemical Engineering at University of Southern California
Masters in Chemistry at WMU



Hunter Mauk
Bachelor of Science in chemical engineering, 2019
Process Engineer at Verso


"As an engineer I knew I would gain a lot of insight on design and application by working in a hands-on environment. I pursued a construction during my time in college. Having this background gave me great communication and planning skills.

If you do not like solving problems or are in it for the money you are going to have a bad time."

Foster Zabel
Bachelor of Science in chemical engineering, 2019
Chemical Process Engineer at AdvanSix

"My professors in the Chemical Engineering department at WMU provided a strong education that helped prepare me for my career. Also, the Engineering Expo and LinkedIn are great opportunities for networking with new companies and individuals.

Take school seriously and to learn as much as you can while at college. Be involved with the clubs at WMU. It is a great way to become great at talking to new people and increasing your network at WMU."



Civil and Construction Engineering

100% of undergraduate and 83% of graduate degree recipients were actively engaged.

	Undergraduate		Graduate	
	count	percent	count	percent
Actively Engaged	22	100%	20	83%
Employed full time	19	86%	18	75%
Continuing education	1	5%	2	8%
Military service	2	9%		
Not Actively Engaged			4	17%
Looking for work			4	17%

Full-time Employment

- Median salary for undergraduate degrees was \$50,000 to \$55,000 (15 responses).
- Median salary for graduate degrees was \$52,500 to \$57,500 (10 responses).
- 65% were employed in Michigan.
- 100% had a job related to their degree.
- 96% were satisfied with their job.

Job Titles and Employers

Assistant Construction Technology Materials
 Engineer at Michigan Department of Transportation
 Assistant Professor at Alhussen bin Talal University
 Assistant Professor at American University of
 Madaba
 Bridge Program Engineer at MDOT
 Civil Engineer Associate at Wightman
 Civil Engineer at AR Engineering
 Construction Inspector at PDF Engineering
 Design Engineer at Bergmann
 Design Engineer at Spicer Group
 Engineer Technician II at KLJ Engineering
 Engineering Assistant at Turner Construction
 Engineering Field Technician at Materials Testing
 Consultants
 Engineer in Training at West Michigan Municipal
 Ensign at U.S. Navy
 Entry Level Construction Management at AECOM

Estimator at R L Burns
 Field Engineer at Aristeo Construction
 Field Engineer- Construction at Shrewsberry
 Geotechnical Engineer at CTL Engineering
 Graduate Engineer at Hubbell, Roth & Clark
 Inspector at CHA
 Lecturer at AL- Mustansiriya University
 Planning Consultant at Jacobsen Daniels
 Project Engineer at Frontrunner Systems
 Project Engineer at Skillman
 Roadway Engineer I at RS&H
 Staff Engineer at Driesenga and Associates
 Structural Design Engineer at Engineering Design
 Solutions
 Structural Designer at Holland Engineering
 Structural Engineer at EIT
 Traffic/ITS Engineer at AECOM

Continuing Education

Masters in Structural Engineering at WMU

Survey Population

This report includes data from students who majored in Civil Engineering and Construction Engineering.

	Graduates	Responses	
All degrees	52	46	(88%)
Bachelor's	28	22	(79%)
Master's	20	20	(100%)
Doctoral	4	4	(100%)

Computer Engineering

100% of undergraduate and 80% of graduate degree recipients were actively engaged.

	Undergraduate		Graduate	
	count	percent	count	percent
Actively Engaged	7	100%	4	80%
Employed full time	6	86%	4	80%
Continuing education	1	14%		
Not Actively Engaged			1	20%
Looking for work			1	29%

Full-time Employment

- Median salary for undergraduate degrees was \$55,000 to \$60,000 (5 responses from 2018-19).
- Median salary for graduate degrees was \$65,000 to \$70,000 (8 responses from 2017-18 and 2018-19).
- 80% were employed in Michigan.
- 100% had a job related to their degree.
- 86% were satisfied with their job.

Survey Population

This report includes data from students who majored in Computer Engineering; and Electrical and Computer Engineering.

	Graduates	Responses	
All degrees	14	12	(86%)
Bachelor's	9	7	(78%)
Master's	5	5	(100%)

Job Titles and Employers

Automation Engineer at Control System Integrators
Firmware Engineer at Intel Corporation
Manufacturing Engineer at FEMA Corporation
Programmer at DSA
Project Engineer at Vector Marketing

R&D Design Engineer at Stryker
Software Developer at UST Global
Sr. Programmer Analyst at Landscape Forms
Tools Development Engineer at Aptiv

Continuing Education

Masters in Computer Engineering at WMU

An Nguyen
Bachelor of Science in computer engineering, 2019
Automation Engineer at Control Systems Integrators

"The most rewarding part of my job is just having fun with the new things I'm constantly learning. The most challenging part is bringing projects to life in a short time span for big name companies such as Fedex and GM. The pressure is what makes it fun."



Computer Science

83% of undergraduate and 96% of graduate degree recipients were actively engaged.

	Undergraduate		Graduate degrees	
	count	percent	count	percent
Actively Engaged	29	83%	27	96%
Employed full time	26	74%	26	92%
Continuing education	3	9%	1	4%
Not Actively Engaged	6	17%	1	4%
Looking for work	6	17%	1	4%

Full-time Employment

- Median salary for undergraduate degrees was \$60,000 to \$65,000 (15 responses).
- Median salary for graduate degrees was \$55,000 to \$60,000 (19 responses).
- 61% were employed in Michigan.
- 96% had a job related to their degree.
- 97% were satisfied with their job.

Survey Population

	Graduates	Responses	
All degrees	77	62	(81%)
Bachelor's	47	35	(74%)
Master's	22	19	(86%)
Doctoral	8	8	(100%)



**Muaaz Awan, Ph.D. in computer science, 2019
Postdoc Fellow at Lawrence Berkeley National Laboratory**

"The codes I work with are helping leading scientific discovery. To know that I am playing a part in pushing the limits of scientific understanding of multiple fields is the most rewarding part of my job.

Western's computer science department has a lot of very capable faculty members, all of whom helped me understand my interest and pave a way for my career in parallel computing."

Computer Science

Job Titles and Employers

Application Developer at Safari Circuits
Assistant Manager at Universal Wireless
Assistant Professor at Kennesaw State University
Associate Software Developer at GFS
Computer Science Faculty at California State
Data Analyst at Dohrn Transfer
DevOps Engineer at VeriFone
Entry Level Software Developer at Compuware
Faculty at Al-Forat Al-Awsat University
Faculty Specialist at Western Michigan University
Farm Manager at Dragonfly Cannabis
IT Developer at Herman Miller
IT Web Designer at North Carolina State University
ITS Support Developer/Analyst at Zoetis
Jr. Programmer at Dorel Home Furnishings
Junior Software Developer at Nexient
Junior Technical Director at The Third Floor
Lead Engineer - Embedded Software at Bissell
Machine Learning Engineer at WGSN
Network Administrator at WMU
Network Engineer at Denso
Postdoc at Lawrence Berkeley National Lab

Product Specialist at Dynatrace
Programmer Analyst at HCL Global Systems
Researcher at Lembaga Penerbangan dan Antariksa Nasional
Software Consultant at Dynatrace
Software Developer at Denso
Software Developer at Ministry of Education Malaysia
Software Developer at Tyler Technologies
Software Engineer 2 at VMware
Software Engineer at Cumulus Consulting
Software Engineer at Facebook
Software Engineer at Kernel Business Solutions
Software Engineer at Maestro
Software Engineer at Performance Software
Software Engineer at Tome
Software Engineer at Whirlpool
Software Test Technician at Aerotek
Systems Administrator at Bert R. Hybels
Teaching Assistant at Al-Nahrain University
Technician at Whirlpool

Continuing Education

Masters in Applied Mathematics at WMU
Masters in Computer science at WMU
MBA at WMU



**Jia Guo, Master of Science in computer science, 2018
Software Engineer at Google**

"I develop the next-generation technologies that change how billions of users connect, explore, and interact with information and one another. There are always exciting and challenging problems waiting to be solved. The scale and the impact of the problem make me feel what I am doing is valuable, and motivate me to keep learning."

If you are still not sure what you love as your future career, keep looking for it. Think big, listen to your inner voice, and seize the opportunity to experience different paths via internship, part-time job, or even a conversation with people in different fields."

Electrical Engineering

93% of undergraduate and 95% of graduate degree recipients were actively engaged.

	Undergraduate		Graduate degrees	
	count	percent	count	percent
Actively Engaged	28	93%	18	95%
Employed full time	26	87%	18	95%
Continuing education	1	3%		
Military service	1	3%		
Not Actively Engaged	2	7%	1	5%
Looking for work	2	7%	1	5%

Full-time Employment

- Median salary for undergraduate degrees was \$70,000 to \$75,000 (14 responses).
- Median salary for graduate degrees was \$55,000 to \$60,000 (7 responses).
- 74% were employed in Michigan.
- 100% had a job related to their degree.
- 96% were satisfied with their job.

Survey Population

	Graduates	Responses	
All degrees	65	49	(75%)
Bachelor's	42	30	(80%)
Master's	16	13	(82%)
Doctoral	7	6	(86%)



Subodh Ashok Bansode, Master of Science in electrical engineering, 2018 Hardware Design Engineer at Avery Dennison

"While completing my masters I had almost two years of internship experience at Dynamic perception and Melt Tools as Embedded Hardware design, where I got an opportunity to work with several micro-controller designing and programming. The experience I gained had a lot impact on my career development as embedded hardware design engineer."

Electrical Engineering

Job Titles and Employers

Automation Engineer at Control System Integrators
Controls Engineer at Buist Automation
Controls/Electrical Engineer at Singh Automation
Customer Design Technician at American Electric
Design Engineer at Stryker
Design I&C Engineer at Entergy
Desk Support/PC Technician at TEKsystems
Electrical Design Engineer at Safari Circuits
Electrical Distribution Designer at Tech Providers
Electrical Engineer at Black & Veatch
Electrical Engineer at Burns & McDonnell
Electrical Engineer at Campbell Grinder Company
Electrical Engineer at Denso
Electrical Engineer at Mingo Aerospace
Electrical Engineer at Tecnicas Reunidas
Electrical Engineer at U.S. Army
Electrical/Electronics Engineer at Stryker
Engineer 1 at Power Engineers
Engineer at Agency for the Assessment and
Application of Technology
Engineer at Nokia Siemens Network

Engineer II at Consumers Energy
Engineer Officer at Interior Ministry
HIL Test Engineer at Ford Motor Company
Junior Validation Engineer at Satyam Venture
Engineering Services
Lab Technician at Western Diversified Plastics
Lecturer at Kettering University
New Product Development at Herman Miller
Power Delivery Engineer 1 at Black & Veatch
Production Support Engineer at Gentex Corporation
Researcher at LAPAN
Researcher at National Standardization Agency of
Indonesia
RF Product Engineer at NeoCoil
Software Engineer at Tata Consultancy Services
Solution Architect at Epitec
Technical Leader at General Motors
Test Engineer at Eaton
Test Engineer at Stryker
Test Engineer at Western Diversified Plastics
Validation Engineer at Vastek



Miftahul Munir

Master of Science in electrical engineering, 2019

Researcher at the National Standardization Agency of Indonesia

"Soft skills, such as communication, leadership, creative thinking, fast learning have helped me to build my path and develop myself to reach my dreams."

Engineering Design Technology

100% of degree recipients were actively engaged.

	count	percent
Actively Engaged	15	100%
Employed full time	15	100%

Full-time Employment

- Median salary was \$60,000 to \$65,000 (8 responses).
- 93% were employed in Michigan.
- 100% had a job related to their degree.
- 88% were satisfied with their job.

Survey Population

	Graduates	Responses
Bachelor's	18	15 (83%)

Job Titles and Employers

CAD Detailer at Kerkstra
Design Engineer at General Motors
Electronic Engineer at Defense Logistics Agency
Engineer at Summit Polymers
Engineer/Designer at Troy Tube and Manufacturing
Materials Coordinator at Landscape Forms

Mechanical Designer at CTR
Mechanical Engineer at Lockheed Martin
Product Design Engineer at Mann+Hummel
Project Manager at Comau
Project Technician at 7GenAE
Tool Design Engineer at GRW Technologies



**Dylan Scott, Bachelor of Science
in engineering design technology, 2019
Project Manager at Comau**

"Going through the College of Engineering really helped me. All of the tools and programs we had access to and used during my time at Western prepared me for my current position. I now use and see almost every software we used in school every day at work.

Wrap yourself around good friends and form study groups and work sessions. It really takes the stress off of college when you can laugh and have people to lean on. Don't let work overwhelm you, don't be afraid to take a break from studying and go relax."

Engineering Management

100% of degree recipients were actively engaged.

	count	percent
Actively Engaged	18	100%
Employed full time	17	94%
Military service	1	6%

Full-time Employment

- Median salary was \$90,000 to \$95,000 (9 responses).
- 61% were employed in Michigan.
- 100% had a job related to their degree.
- 78% were satisfied with their job.

Job Titles and Employers

Army Engineering Officer - Captain at U.S. Army
Assistant Engineer at Pfizer
Continuous Improvement Engineering Manager at Paragon Metals
EHS Manager at Manchester Tank & Equipment
Electrical Controls Engineer at PRAB
Engineering Manager at Lindberg/MPH
Engineering Manager at TRMI
Industrial Engineer at IET
Manufacturing Engineer at ODL
Manufacturing Engineer at QEMS
Operations Engineer at Stanley Black & Decker
Post-Graduate Intern at Testex
Product Design Engineer at SunMed
Product Development Engineer at Attwood Marine
Quality Engineer at Terumo BCT
Quality Operations Manager/Team Lead at Zoetis

Survey Population

	Graduates	Responses	
Master's	19	18	(95%)

Engineering Management Technology

95% of degree recipients were actively engaged.

	count	percent
Actively Engaged	18	95%
Employed full time	16	85%
Continuing education	1	5%
Military service	1	5%
Not Actively Engaged	1	5%
Looking for work	1	5%

Full-time Employment

- Median salary was \$55,000 to \$60,000 (9 responses).
- 71% were employed in Michigan.
- 94% had a job related to their degree.
- 89% were satisfied with their job.

Job Titles and Employers

2LT at U.S. Army
Application Engineer at Armstrong International
Applications Engineer at Separation
Solutions/SepSol Process Solutions
Engineering Management Trainee at Project
Management International Systems
Industrial Engineer at Pfizer
Lean Leadership Associate at Parker Hannifin
Manufacturing Engineer at Dimplex
Manufacturing Engineer at GA Richards

Survey Population

	Graduates	Responses
Bachelor's	26	19 (73%)

Procurement Associate at Pfizer
Production Control Analysis at Rockwell Automation
Project Engineer at TH Plastics
Project Manager at Filtra Systems
Prototype Supplier Inventory Planner at
Mann+Hummel
Quality Engineer at Fabri-Kal
Quality Engineer I at Parker Hannifin
Quoting Engineer at GA Richards

Continuing Education

Masters in Industrial Engineering at WMU

**Melissa Badovinac, Bachelor of Science
in engineering management technology, 2019
Manufacturing Engineer at G.A. Richards**

"STEM career fair in the fall helped me perfect an elevator speech and get more comfortable speaking with other engineering professionals. I was lucky enough to find an internship that started at the beginning of the spring semester and lasted through the end of summer, giving me way more experience than I was originally expecting when applying to internships. Handshake is an awesome resource for internship and job searching, and I preferred it to any other job search engine. I found both my internship and my current full time job through Handshake."



Graphic and Printing Science 2017-18 & 2018-19

100% of degree recipients were actively engaged.

	count	percent
Actively Engaged	9	100%
Employed full time	8	89%
Continuing education	1	11%

Full-time Employment

- 88% were employed in Michigan.
- 100% had a job related to their degree.

Job Titles and Employers

Contract Labeling Specialist at Epreidia
Customer Service Representative at EPI Marketing Services
Electronic Prepress Technician at Grandville Printing Company
Packaging Manager at Schawk
Product Specialist at Sun Chemical
Technician at KalBlue

Survey Population

	Graduates	Responses
Bachelor's (2017-18 & 2018-19)	7	6 (94%)

Industrial Engineering

93% of undergraduate and 98% of graduate degree recipients were actively engaged.

	Undergraduate		Graduate	
	count	percent	count	percent
Actively Engaged	13	93%	62	98%
Employed full time	13	93%	62	98%
Not Actively Engaged	1	7%	1	2%
Looking for work	1	7%	1	2%

Full-time Employment

- Median salary for undergraduate degrees was \$60,000 to \$65,000 (10 responses).
- Median salary for graduate degrees was \$60,000 to \$65,000 (27 responses).
- 59% were employed in Michigan.
- 100% had a job related to their degree.
- 94% were satisfied with their job.

Survey Population

	Graduates	Responses	
All degrees	88	77	(88%)
Bachelor's	17	14	(82%)
Master's	69	61	(88%)
Doctoral	2	2	(100%)



Prathamesh More
Master of Science in industrial engineering, 2018
Quality Engineer at Brandmotion

"I started as Operations and Purchasing intern and now I work as a Quality Engineer to update company's quality standards and testing procedures for improving operations and product quality. The most rewarding part of my job is an opportunity to develop an effective quality management system for the company."

Balajee Baskaran
Master of Science in industrial engineering, 2019
Manufacturing Continuous Improvement Site Resource at Kellogg's

"WMU has the one of best academic curricula for Industrial Engineering in United States. This made my resume to stand out from other candidates when applying for jobs. Also, I utilized most of the career center resources when applying for internships and full time jobs."



Industrial Engineering

Job Titles and Employers

Analytics Engineer at Nissan North America
Assistant Engineer at Pfizer
Associate IE Supervisor at UPS
Associate Industrial Engineer at Pfizer
Associate Manufacturing Engineer at Tekwissen
Associate Packaging Engineer at Kellogg's
Buyer Planner at Liquid Controls
Buyer/ Sourcing Specialist at Weller Truck Parts
Continuous Improvement Engineer at Benteler
Continuous Improvement at Freudenberg Medical
Customer Facing Specialist at Unilever
Data Scientist 3 at Denso
District Operation Industrial Engineer at USPS
Engineer at EMIT Technologies
Engineering Manager at Home & Leisure
Gear Engineer at AAM
Head of Management Systems at CoopeArroz
Industrial Automation Engineer at Control System Integrators
Industrial Engineer at AAM
Industrial Engineer at Benteler Automotive
Industrial Engineer at Bradford White Corporation
Industrial Engineer at Catastrophic Creations
Industrial Engineer at FCA
Industrial Engineer at Foot Locker
Industrial Engineer at Gast Manufacturing
Industrial Engineer at IET
Industrial Engineer at L'Oreal
Industrial Engineer at Wartech Engineering
Lead Manufacturing Engineer at Cosworth

Manufacturing and Design Engineer at Scholling
Schu Industrial
Manufacturing Continuous Improvement Site Resource at Kellogg's
Manufacturing Engineer at Databased Solutions
Manufacturing Engineer at Exide Technologies
Manufacturing Engineer at FEMA Corporation
Manufacturing Engineer at MARS Solutions
Manufacturing Engineer at Michigan Die Casting
Manufacturing Engineer at Productive Resources
Manufacturing/Quality Engineer at DMC Power
Performance Analyst at Consumers Energy
Process Engineer at EMIT Technologies
Product Development Engineer at Micro-LAM
Production Engineer at ASML US LLC
Production Engineer at LG Chem
Production Planner at Tristone Flowtech Group
Program Industrial Engineer at Navistar
Quality Assurance Engineer at SGS Towers
Quality Engineer at Benteler Automotive
Quality Engineer at Brandmotion
Quality Engineer at Cintra US
Quality Engineer at Robert Bosch
Quality Engineer at Sakhi Automotive Group
Quality Engineer at TP Orthodontics
Quality Engineer at Vastek
Quality Validations Engineer at B. Braun Medical
Sales Engineer at Lean Factory America
Supplier Quality Engineer at Katerra
Supplier Quality Engineer at Zimmer Biomet
Systems Engineer at Veoneer
Validation Engineer at Performance Validation



Jennifer Komorowski, Master of Science in industrial engineering, 2019 R&D Development Engineer at Pridgeon & Clay

"Being heavily involved with the Institute of Industrial & Systems Engineers (IISE) WMU chapter had a huge impact on my academic and professional career. I held several positions from chapter treasurer and worked my way up to becoming the president. Through IISE, I was able to network with the faculty, students, alumni from WMU and other schools within our region. I was also able to travel to both regional and national conferences and learn about the changing industry of Industrial Engineering all thanks to IISE. I am very grateful for all of the opportunities I've received through IISE.

Don't settle on a job just to get a job. Choose something that will always challenge you and keep you on your toes."

Manufacturing Engineering

100% of undergraduate and 100% of graduate degree recipients were actively engaged.

	Undergraduate (2018-19)		Graduate degrees (2017-18 and 2018-19)	
	count	percent	count	percent
Actively Engaged	5	100%	5	100%
Employed full time	5	100%	5	100%

Full-time Employment

- 77% were employed in Michigan.
- 100% had a job related to their degree.
- 96% were satisfied with their job.

Job Titles and Employers

Agent at Landstar
Manufacturing and Production Engineer at AZ Tech Technologies
Manufacturing Emerging Leader at TC Transcontinental
Manufacturing Engineer at Parker Hannifin
Quality Engineer at Battle Creek Equipment
Senior Specialist Drafter at Whirlpool

Survey Population

This report includes data from students who majored in Manufacturing Engineering and Manufacturing Engineering Technology.

	Graduates	Responses	
All degrees	19	10	(53%)
Bachelor's (2018-19)	13	5	(38%)
Master's (2017-18 & 2018-19)	6	5	(83%)

Mechanical Engineering

94% of undergraduate and 100% of graduate degree recipients were actively engaged.

	Undergraduate		Graduate	
	count	percent	count	percent
Actively Engaged	61	94%	31	100%
Employed full time	56	86%	2	94%
Employed part time	1	2%		
Continuing education	4	6%	2	6%
Not Actively Engaged	4	6%		
Looking for work	3	5%		
Personal commitments	1	1%		

Full-Time Employment

- Median salary for undergraduate degrees was \$60,000 to \$65,000 (29 responses).
- Median salary for graduate degrees was \$60,00 to \$65,000 (8 responses).
- 78% were employed in Michigan.
- 100% had a job related to their degree.
- 90% were satisfied with their job.

Survey Population

	Graduates	Responses	
All degrees	131	96	(73%)
Bachelor's	98	65	(66%)
Master's	28	27	(96%)
Doctoral	5	4	(80%)

Continuing Education

Masters in Film and Television Production at Loyola Marymount University in Los Angeles
Masters in Mechanical Engineering at WMU

Mechanical Engineering

Job Titles and Employers

Account Manager Trainee at SunSource	Mechanical Engineer at Eagle Technologies
Advanced Quality Engineer at Stryker	Mechanical Engineer at Zoetis
Application Engineer at Vibracoustic	Mechanical/Manufacturing Engineer at Ervin Industries
Assistant Professor at University of Tikrit	Patent Classification Specialist at CPA Global
Associate General Engineer at U.S. Air Force	Postdoctoral Fellow at WMU
Change Control Engineer at Stryker	Post-Graduate Intern at Altair Engineering
Design and Product Engineer at AZ Tech	Post-Graduate Intern at Flipchip International
Design Engineer at Eaton	Process Engineer at Denso
Design Engineer at EN Engineering	Process Engineer at HcStarck
Design Engineer at JCR Offroad	Product Engineer at AAM
Design Engineer at Productive Resources	Product Engineer at Hilite International
Design Engineer at Vibracoustic	Product Engineer at Miba Hydramechanica
Engineer at Baker Engineering	Product Engineer at Micro-MAM
Engineer at General Motors	Product Process Specialist at FCA
Engineer at Imberbril Solutions	Project Engineer at Summit Polymers
Engineer at Mercedes-Benz R&D	Project Manager at Koops
HiL Simulation Engineer at EASI	Quality Engineer at FCA Fiat Chrysler Automobiles
Junior Engineer at Ropes Courses Incorporated	Reliability and Test Engineer at BorgWarner
Lead Mechanical Design Engineer at Technique	Research and Development Engineer at LECO
Manufacturing Development Engineer at FEMA	Research Associate at Aerospace Laboratory for Plasma Experiment
Manufacturing Engineer at Ausco Products	Software and Controls Engineer at Dimplex Thermal Solutions
Manufacturing Engineer at General Motors	Staff Engineer at John Deere
Manufacturing Engineer at Harloff Manufacturing	Supply Chain Rotational Program at Kellogg's
Manufacturing Engineer at Lacks Trim Systems	Technical Buyer at FEMA Corporation
Manufacturing Engineer at Parker Hannifin	Technician at Sabic Innovative Plastics
Manufacturing Engineer at Summit Polymers	Temp Engineer at FEMA Corporation
Manufacturing Engineer at Varex Imaging	Test Technician at Stryker
Manufacturing Process Associate at Thermo Fisher Scientific	Validation Engineer at Vastek
Manufacturing Process Engineer at Tekwissen	Vehicle Cost Engineer at FCA
Manufacturing Quality Engineer at Eaton	Verification and Validation Engineer at Quest Global
Materials Engineer at ABB Motors and Mechanical	VEV HiL Modeling Engineer at Ford Motor Company
Mechanical Design Engineer at MVB Improvements	
Mechanical Designer at TowerPinkster	

Paper Engineering

100% of undergraduate and 100% of graduate degree recipients were actively engaged.

	Undergraduate		Graduate degrees	
	count	percent	count	percent
Actively Engaged	11	100%	7	100%
Employed full time	11	100%	6	86%
Continuing education			1	14%

Full-Time Employment

- Median salary for undergraduate degrees was \$70,000 to \$75,000 (9 responses).
- 38% were employed in Michigan.
- 100% had a job related to their degree.
- 100% were satisfied with their job.

Survey Population

	Graduates	Responses
All degrees	19	18 (95%)
Bachelor's	12	11 (92%)
Master's	5	5 (100%)
Doctoral	2	2 (100%)

Job Titles and Employers

Assistant Professor at California Polytechnic State University, San Luis Obispo
Chemical Process Engineer at Graphic Packaging
Consultant at Printlink Online
Fiber Technology Development Engineer at Huhtamaki
Global Graduate Engineer - Global Operations and Smart Manufacturing at Voith Paper
Global Solutions Architect at Electronic for Imaging
Graphics Administrator at TC Transcontinental

Manufacturing Engineer at Huhtamaki
Print Production Assistant at AC Printing
Process Engineer at Domtar
Process Engineer at New Indy Containerboard
Process Engineer at Pratt Industries
Process Engineer at Westrock
R&D at York Wallcoverings
STAR Engineer at Solenis
Technical Sales Trainee at UPM kymenke

Ruoxi Ma, Ph.D. in paper and printing science, 2018 Assistant Professor at California Polytechnic State University

"My experience at WMU helped me in many ways to be ready for a faculty position in a University. My advisor created a free and encouraging atmosphere for me to learn how to be a researcher. The RSO shaped the leadership quality in me. The diverse WMU community helped to build valuable awareness of diversity."



Fine Arts



College of Fine Arts

WESTERN MICHIGAN UNIVERSITY

Art	131
Dance	132
Graphic Design	133
Music	134
Music Education	136
Music Therapy	137
Theatre	138

Fine Arts

Post-Graduation Activity

93% of all Fine Arts graduates were actively engaged.

	All degrees		Undergraduate		Graduate degrees	
	count	percent	count	percent	count	percent
Actively Engaged	161	93%	142	93%	19	86%
Employed full time	122	70%	113	74%	9	41%
Employed part time	16	9%	13	9%	3	14%
Continuing education	22	13%	15	10%	7	32%
Military service	1	1%	1	1%	0	0
Not Actively Engaged	13	7%	10	7%	3	14%
Looking for work	13	7%	10	7%	3	14%

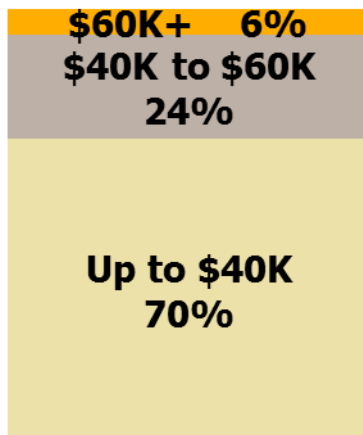
Survey Population

The Post-Graduation Activity Survey was sent to all of the 251 students who earned a degree from the College of Fine Arts between August 2018 and June 2019.

	Graduates	Responses
All Fine Arts degrees	251	174 69%
Bachelor's	223	152 68%
Master's	28	22 79%

Salary Ranges for Full-Time Employment

	25 th percentile	50 th percentile	75 th percentile	Responses
All Fine Arts	\$20,000-\$25,000	\$30,000-\$35,000	\$40,000-\$45,000	50
Undergraduate	\$20,000-\$25,000	\$30,000-\$35,000	\$40,000-\$45,000	46
Graduate		\$47,500-\$52,500		4



"Working with the Exhibition Staff at the Richmond Center for Visual Arts was an opportunity to gain professional experience in a gallery setting and prepared me for the job I have now."

Fine Arts – All Degrees

Full-time Employment

- **Median salary** was **\$30,000 to \$35,000** (50 responses).
- **63%** had a job in **Michigan**.
- **89%** had a job **related** to their degree.
- **88%** were **satisfied with their job**.

Top Employers

Beaumont Health	Flint School of Performing Arts	Landor	Spagnola & Associates
Bronson	Gallery 500	Landscape Forms	Spiegelworld
Climax Marketing	GHD Partners NYC	Meadow Brook Theatre	SUN Behavioral Columbus
College for Creative Studies	GroundWorks Dance Theater	Northern Stage Theatre	Suzuki Academy Kalamazoo
Contexture Dance Detroit	Kalamazoo Children's Chorus	NorthRidge School of Performing Arts	The Big Muddy Dance
Distinguished Concerts International NY	Lake Erie Music Therapy	Purple Rose Theatre	The Marketing Shop
Excel Dance Center		Mackinac Art Museum	Vansen Media
			Walt Disney World

Continuing Education

- **13%** of Fine Arts respondents are pursuing further education after graduating from WMU.
- After graduation, 59% are pursuing master's degrees, 32% doctoral, 5% certification programs, and 5% bachelor's degrees.
- 27% are continuing education at WMU, and the remaining 73% will attend 11 different institutions.

Experiential Education

- **65%** had an internship, co-op, practicum, or field experience where they applied what they were learning in the classroom.
- **71%** had a job where they applied what they were learning in the classroom.
- **73%** worked on a project that took a semester or more to complete.
- **51%** were very active in extracurricular activities and organizations.

91% of fine arts graduates completed at least one experiential education activity.

Top Internship Employers

AXIOM Fine Art Gallery	Farmers Alley Theatre	Monster Box Theatre	Richmond Center
Chicago Children's Choir	Gull Lake Community Schools	Movement Exchange	Sharon Playhouse
Crescendo Academy of Music	Kalamazoo Institute of Arts	MoxSonic	Spectrum Health
Deos Contemporary Ballet	Kalamazoo Public Schools	Overneath Creative Collective	Tantrum Theatre
Des Moines Metro Opera	Marshall Music	Plainwell Community Schools	WIDR
Electronic Music Midwest	Mattawan Area Schools	Portage Public Schools	WMU

Experiences at WMU

- **97%** had at least one instructor who made them excited about learning.
- **93%** felt that their instructors cared about them as a person.
- **85%** had a mentor who encouraged them to pursue their goals and dreams.
- **86%** said that their education and experience as a student at WMU prepared them for their profession.

Fine Arts – Undergraduate Degrees

Full-time Employment

- **Median salary** for undergraduate degree recipients in CFA was **\$30,000 to \$35,000** (46 responses).
- **89%** had a job **related** to their degree.
- **87%** were **satisfied** with their job.
- **63%** had a job in **Michigan**.

Top Employers

Beaumont Health	GHD Partners	Spagnola & Associates
Bronson	GroundWorks Dance Theater	Spiegelworld
Climax Marketing	Kalamazoo Children's Chorus	Suzuki Academy Kalamazoo
College for Creative Studies	Landor	The Big Muddy Dance Company
Contexture Dance Detroit	Landscape Forms	The Marketing Shop
Encore Event Technologies	Meadow Brook Theatre	Vansen Media
Excel Dance Center	Northern Stage Theatre	Walt Disney World
Farmers Alley Theatre	NorthRidge School of	
Flint School of Performing Arts	Performing Arts	
Gallery 500	Purple Rose Theatre Company	

Experiential Education

- **68%** had an internship, co-op, practicum, or field experience where they applied what they were learning in the classroom.
- **68%** had a job where they applied what they were learning in the classroom.
- **69%** worked on a project that took a semester or more to complete.
- **53%** were very active in extracurricular activities and organizations.

90% of fine arts undergraduates completed at least one experiential education activity.

Experiences at WMU

- **97%** had at least one instructor who made them excited about learning.
- **91%** felt that their instructors cared about them as a person.
- **86%** had a mentor who encouraged them to pursue their goals and dreams.
- **84%** said that their education and experience as a student at WMU prepared them for their profession.

"WMU provides music education students with plenty of performance opportunities and opportunities to teach in front of students."

Fine Arts – Graduate Degrees

Graduate Students' Full-time Employment

- **Median salary** for graduate degree recipients in the College of Fine Arts was **\$47,500 to \$52,500** (4 responses).
- **100%** had a job **related** to their degree.
- **100%** were **satisfied** with their job.
- **57%** had a job in **Michigan**.

Top Employers

Distinguished Concerts International NY
Lake Erie Music Therapy
Sensory Clinic West

Experiential Education

- **56%** had an internship, co-op, practicum, or field experience where they applied what they were learning in the classroom.
- **81%** had a job where they applied what they were learning in the classroom.
- **88%** worked on a project that took a semester or more to complete.
- **44%** were very active in extracurricular activities and organizations.

94% of fine arts graduate degree recipients completed at least one experiential education activity.

Experiences at WMU

- **100%** had at least one instructor who made them excited about learning.
- **100%** felt that their instructors cared about them as a person.
- **80%** had a mentor who encouraged them to pursue their goals and dreams.
- **93%** said that their education and experience as a student at WMU prepared them for their profession.

"The best thing about WMU was the practical experience for my field - audio engineering requires deep technical understanding of the topic and demands first-hand experience in order to be successful out of college. I feel I received both of these while attending WMU."

Art

85% of undergraduate and 100% of graduate degree recipients were actively engaged.

	Undergraduate (2018-19)		Graduate degrees (2017-18 & 2018-19)	
	count	percent	count	percent
Actively Engaged	23	85%	9	100%
Employed full time	16	59%	7	78%
Employed part time	4	15%	2	22%
Continuing education	3	11%		
Not Actively Engaged	4	15%		
Looking for work	4	15%		

Full-time Employment

- Median salary for undergraduate degrees was \$15,000 to \$20,000 (5 responses).
- 88% were employed in Michigan.
- 64% had a job related to their degree.
- 67% were satisfied with their job.

Survey Population

This report includes data from students who majored in Art, Art Education, and Art History.

	Graduates	Responses
All degrees	59	36 (61%)
Bachelor's (2018-19)	48	27 (56%)
Master's (17-18 & 18-19)	11	9 (82%)

Job Titles and Employers

Art Studio Intern at Richard and Jane Manoogian Mackinac Art Museum
 Assistant Manager at Gymboree
 Community Engagement Manager at El Concilio
 Environmental Services at Bronson
 Gallery Manager at Gallery 500
 Instructor at Battleground Skate House

Medical Scheduler at ProCare Pain Solutions
 Office Coordinator at Claire's
 Sales Associate at Fanfare Comic Book Store
 Sales Associate at Orange Theory Fitness
 Self-Employed Artist
 Self-Employed Photographer

Continuing Education

Masters in Arts Management and Museum Studies at Michigan State University
 Masters in Computer and Information Technology at University of Pennsylvania
 Masters in Higher Education at WMU



**Madison Liebler, Bachelor of Arts in Art and English, 2019
 Graduate Assistant at WMU**

"The services provided to students for free on this campus are so important. I realized in my job as a peer coach that I loved working with students, and when I studied abroad it changed my life. Now I'm working toward my Higher Education and Student Affairs degree so that I can become a Study Abroad Advisor and connect students to a life-changing experience as I had."

Dance

95% of degree recipients were actively engaged.

	count	percent
Actively Engaged	18	95%
Employed full time	15	79%
Employed part time	2	11%
Continuing education	1	5%
Not Actively Engaged	1	5%
Looking for work	1	5%

Full-time Employment

- Median salary was \$40,000 to \$45,000 (7 responses from 2017-18 & 2018-19).
- 50% were employed in Michigan.
- 100% had a job related to their degree.
- 100% were satisfied with their job.

Survey Population

	Graduates	Responses
Bachelor's	22	18 (82%)

Job Titles and Employers

Dance Instructor at Noble Network of Charter Schools
Dance Teacher at Excel Dance Center
Dancer at Contexture Dance Detroit
Dancer at GroundWorks Dance Theater
Trainee at The Big Muddy Dance Company

Tara Charvat
Bachelor of Fine Arts in dance, 2018
Apprentice Company Dancer

"The most rewarding part of my job is being able to continue my growth within this art form that I have loved since a very young age, with other passionate artists who support and encourage this growth. I give endless amounts of credit to each and every single dance professor at WMU, as well as every guest artist I worked with, who put in the energy to help me grow as an artist."



Marissa Peterson (Quivey)
Bachelor of Fine Arts in dance
certificate in Dance Studio Management, 2018
Owner and Director of Quivey Dance Company

"If you have a vision, pursue it. I had many people question me opening a studio, whether it be that it was my senior year, that I was young, or just for the fact that I was opening one. I felt doubted by some, but always listened to the ones who were encouraging me, and that's what kept me going."

Graphic Design

100% of degree recipients were actively engaged.

	count	percent
Actively Engaged	17	100%
Employed full time	17	100%

Full-time Employment

- 44% were employed in Michigan.
- 100% had a job related to their degree.
- 100% were satisfied with their job.

Survey Population

	Graduates	Responses
Bachelor’s	22	17 (77%)

Job Titles and Employers

Brand Designer at Brewery Ommegang
Designer at GHD Partners
Designer at Landor
Freelance Graphic Designer at Self-Employed
Graphic Design Specialist at McKibbin Hospitality
Graphic Designer at Biggby
Graphic Designer at Climax Marketing
Graphic Designer at GHD Partners

Graphic Designer at Landscape Forms
Graphic Designer at Michigan State University
Graphic Designer at Northwestern University
Graphic Designer at The Marketing Shop
Junior Graphic Designer at Spagnola & Associates
Point of Sale Production Designer at Imperial Beverage



Blaze Watson
Bachelor of Fine Arts in graphic design, 2019
Graphic Design Intern at Michigan State Football

“Get a job in the field you want to work in while you are in school. Work just as hard, if not harder at your job than your classes. Experience in the field is more important than a class. You will feel so much more confident in yourself when you are starting your first day at a job after college if you already have 2-3 years of experience in that field, even if it was just part time. You will learn the soft skills needed to perform that job to the best of your ability and you will be in a much better place because of it!”

Music

100% of undergraduate and 83% of graduate degree recipients were actively engaged.

	Undergraduate		Graduate	
	count	percent	count	percent
Actively Engaged	39	100%	15	83%
Employed full time	28	72%	6	33%
Employed part time	2	5%	2	11%
Continuing education	8	21%	7	39%
Military service	1	3%		
Not Actively Engaged			3	17%
Looking for work			3	17%

Full-time Employment

- Median salary for undergraduate degrees was \$35,000 to \$40,000 (12 responses from 2018-19).
- Median salary for graduate degrees was \$55,000 to \$60,000 (6 responses from 2017-18 & 2018-19).
- 66% were employed in Michigan.
- 92% had a job related to their degree.
- 94% were satisfied with their job.

Survey Population

This report includes data from students who majored in Multimedia Arts Technology; Music; Music Composition; Music Conducting; and Music Performance.

	Graduates	Responses	
All degrees	75	57	(76%)
Bachelor's	54	39	(72%)
Master's	21	18	(86%)



John Proulx
Master of Arts in music: vocal jazz performance, 2019
Adjunct Faculty
at Cal Poly Pomona and Cal State University Long Beach

"My advice is to diversify as much as possible. Learn all you can by getting involved in all that your school has to offer. When applying for teaching work, know that employers are looking at how many skills you can bring to the job. I'd also recommend that undergrads get their master's degrees since that is now the minimum requirement for collegiate teaching positions."


Music

Job Titles and Employers

Adjunct Professor at New York University
Assistant Band Director at Newaygo Public Schools
Audio Engineering Technician at Encore Event Technologies
Audio/Visual Administrator at Evergreen Technologies
Band Teacher at Santa Cruz Valley Unified School District
Installer at Kazoo Audio
Military Musician at U.S. Marines
Motion Graphics Designer at Vansen Media
Outreach Director at Kalamazoo Children's Chorus
Piano Teacher at Suzuki Academy Kalamazoo
Program Development Assistant at Distinguished Concerts International NY
Sales Engineer at Sweetwater Sound
Self-Employed Audio Engineer
Self-Employed Musician
Social Media Manager at College for Creative Studies
Sound Engineer at Farmers Alley Theatre
Voice Teacher at NorthRidge School of Performing Arts

Continuing Education

Masters in Library Science at University of Illinois
Masters in Music at Cincinnati College-Conservatory
Masters in Music at WMU
MBA at WMU



Amber Zundel

Bachelor of Science in multimedia arts technology, 2018
Social Media Manager at the College for Creative Studies

"While attending WMU I spent a lot of time at WIDR (the student-run radio station on campus). I started out volunteering there with the live sound team, volunteered with promotions and eventually became the Promotion's Director. As Promotion's Director at WIDR I learned how to create a content calendar, manage a volunteer-based blog, and scheduling and managing social media for an organization."

Music Education

100% of degree recipients were actively engaged.

	count	percent
Actively Engaged	18	100%
Employed full time	16	89%
Continuing education	1	6%
Military service	1	6%

Full-time Employment

- Median salary was \$35,000 to \$40,000 (10 responses).
- 86% were employed in Michigan.
- 93% had a job related to their degree.
- 80% were satisfied with their job.

Survey Population

	Graduates	Responses
Bachelor's	23	18 (78%)

Job Titles and Employers

Assistant Band Director at Newaygo Public Schools
Band and Orchestra Teacher at Chippewa Hills School District
Band Teacher at Santa Cruz Valley Unified School District number 35
General Music Teacher at Jenison Public Schools
K-12 Music Teacher/ Band Director at Brimley Area Schools
Military Musician at U.S. Marines
Music Teacher at Comstock Public Schools
Music Teacher at Pennfield School District
Music Teacher at Wayne County Public Schools
Orchestra Director at Birmingham Covington School
Teacher at Hillsdale Community Schools

Continuing Education

Masters in Music at DePaul University

Russell Matthews
Bachelor of Arts in music education, 2018
Band/Music Teacher
at St. John the Evangelist and St. Pius Catholic Schools

"I worked as many band/orchestra camps as I could over the summers, and I volunteered/observed as much as possible during the school year. I also subbed when my schedule allowed me to. I took lessons on secondary instruments and got to know as many teachers as possible to learn from them. Most importantly, I learned from the colleagues that I went through my methods and other education classes with. This gave me a lot of hands-on teaching experience, which prepared me well for both my first long term subbing job at Chippewa Hills and the catholic schools where I am now."



Music Therapy

100% of undergraduate and 100% of graduate degree recipients were actively engaged.

	Undergraduate (2018-19)		Graduate degrees (2017-18 & 2018-19)	
	count	percent	count	percent
Actively Engaged	7	100%	13	100%
Employed full time	5	71%	13	100%
Employed part time	2	29%		

Full-time Employment

- Median salary for undergraduate degrees was \$40,000 to \$45,000 (10 responses from 2017-18 & 2018-19).
- Median salary for graduate degrees was \$35,000 to \$40,000 (10 responses from 2017-18 & 2018-19).
- 71% were employed in Michigan.
- 100% had a job related to their degree.
- 96% were satisfied with their job.

Job Titles and Employers

Music Therapist at Flint School of Performing Arts

Music Therapist at Forte Residential

Music Therapist at Opportunities for Positive Growth

Music Therapist at Ottawa Area Center

Music Therapist at Sensory Clinic West

Music Therapist at SUN Behavioral Columbus

Neurologic Music Therapist at Lake Erie Music Therapy

Survey Population

	Graduates	Responses	
All degrees	27	20	(74%)
Bachelor's (2018-19)	11	7	(64%)
Master's (2017-18 & 2018-19)	16	13	(81%)

Theatre

85% of degree recipients were actively engaged.

	count	percent
Actively Engaged	28	85%
Employed full time	22	67%
Employed part time	3	9%
Continuing education	3	9%
Not Actively Engaged	5	15%
Looking for work	5	15%

Full-time Employment

- Median salary was \$15,000 to \$20,000 (11 responses).
- 47% were employed in Michigan.
- 81% had a job related to their degree.
- 82% were satisfied with their job.

Job Titles and Employers

Actor at Productions Plus - The Talent Shop
Adjunct Professor at New York University
Admissions Counselor at WMU
Apprentice at Purple Rose Theatre Company
Beauty Advisor at Ulta
Craft Support Decorator at Walt Disney World
Department Assistant at Oaklawn Hospital
Inbound Verifications Specialist at GM Financial
On-Call Assistant Stage Manager at Spiegelworld

Props Intern at Meadow Brook Theatre
Scenic Artist at Northern Stage Theatre
Self-Employed Actor and Singer
Self-Employed Actor/Singer/Dancer
Senior Manager-Workforce Management at Entertainment Benefit Group
Special Education Paraprofessional at KRESA
Training Coordinator at Federal Savings Bank

Continuing Education

Masters in Fine Arts at UC Irvine
Masters in Theatre - Scenic Design at Carnegie Mellon Drama

Survey Population

This report includes data from students who majored in Music Theatre Performance, Theatre: Acting, Theatre: Performance, Theatre: State Management; Theatre: Design/Technical Prod; and Theatre: Theatre Studies.

	Graduates	Responses
Bachelor's	51	33 (65%)



**Jack Kison, Bachelor of Fine Arts in theatre, 2019
Head Showrunner for Baked with Good Intentions.**

"Never compare yourself to others, it's death for the artist. Just keep working, never stop, but know your limits."

Haworth College of Business



**Haworth College
of Business**

WESTERN MICHIGAN UNIVERSITY

Accountancy	143
Advertising and Promotion	144
Business Administration (MBA)	148
Computer Information Systems	149
Digital Marketing and eCommerce	152
Entrepreneurship	153
Finance	154
Food and Consumer Package Goods Marketing ..	156
Human Resource Management	158
Integrated Supply Management	159
Management	161
Marketing	163
Sales and Business Marketing	165

Haworth College of Business

Post-Graduation Activity

94% of all Haworth College of Business graduates were actively engaged.

	All degrees		Undergraduate		Graduate degrees	
	count	percent	count	percent	count	percent
Actively Engaged	788	94%	695	95%	93	92%
Employed full time	726	87%	637	87%	89	88%
Employed part time	3	0.4%	3	0.4%		
Continuing education	54	6%	50	7%	4	4%
Military service	3	0.4%	3	0.4%		
Volunteering full time	2	0.2%	2	0.3%		
Not Actively Engaged	46	6%	38	5%	8	8%
Looking for work	36	4%	28	4%	8	8%
Personal commitments	10	1%	10	1%		

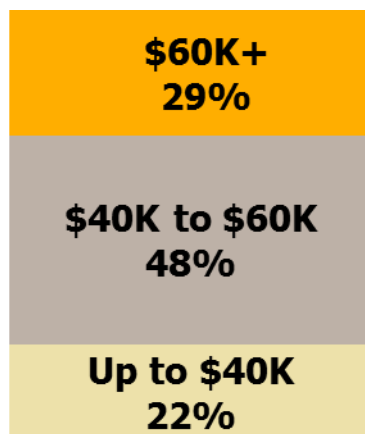
Survey Population

The Post-Graduation Activity Survey was sent to all of the 1086 students who earned a degree from Haworth College of Business between August 2018 and June 2019.

	Graduates	Responses	
All HCoB degrees	1086	834	77%
Bachelor's	959	733	76%
Master's	127	101	80%

Salary Ranges for Full-Time Employment

	25 th percentile	50 th percentile	75 th percentile	Responses
All HCoB	\$40,000-\$45,000	\$50,000-\$55,000	\$60,000-\$65,000	394
Undergraduate	\$40,000-\$45,000	\$50,000-\$55,000	\$60,000-\$65,000	347
Graduate	\$50,000-\$55,000	\$60,000-\$65,000	\$75,000-\$80,000	47



"Every employee at WMU is so student-centered. I come to campus every single day knowing that thousands of individuals are working hard so that my peers and I can achieve the things we want."

Haworth College of Business – All Degrees

Full-time Employment

- **Median salary** was **\$50,000 to \$55,000** (394 responses).
- **69%** had a job in **Michigan**.
- **95%** had a job **related** to their degree.
- **93%** were **satisfied with their job**.

Top Employers

Advantage	Flowserve	Nolan Transportation Group	Stryker
Advia Credit Union	General Motors	Northwestern Mutual	Summit Polymers
Aerotek	Great Lakes Wine and Spirits	Pfizer	Trace3
Arbor Financial Credit Union	Hormel Foods	Plante Moran	United Wholesale Mortgage
BDO	Insight Global	PNC	VelocityEHS
C.H. Robinson	Kellogg's	Quicken Loans	Vista IT Group
Dow	Kroger	Reckitt Benckiser	Western Michigan University
Epredia	Meijer	Seber Tans, PLC	Whirlpool

Continuing Education

- **6%** of business respondents are pursuing further education after graduating from WMU.
- After graduation, 82% are pursuing master's degrees, 8% professional schools, 4% doctoral, 4% certification programs, and 2% bachelor's degrees.
- 60% are continuing education at WMU, and the remaining 40% will attend 11 different institutions.

Experiential Education

- **71%** had an internship, co-op, practicum, or field experience where they applied what they were learning in the classroom.
- **68%** had a job where they applied what they were learning in the classroom.
- **68%** worked on a project that took a semester or more to complete.
- **60%** were very active in extracurricular activities and organizations.

92% of business graduates completed at least one experiential education activity.

Top Internship Employers

AAM	Hormel Foods	Nolan Transportation Group	State of Michigan
BDO	Humphrey Products	Pfizer	Stryker
C.H. Robinson	Imperial Beverage	Plante Moran	Tenneco
Denso	Kellogg's	PNC	Thomson Reuters
Eaton	Kroger	PricewaterhouseCoopers	Whirlpool
General Motors	Marathon	Quicken Loans	WMU
Honda	Meijer	Seber Tans	Zeigler

Experiences at WMU

- **98%** had at least one instructor who made them excited about learning.
- **95%** felt that their instructors cared about them as a person.
- **69%** had a mentor who encouraged them to pursue their goals and dreams.
- **91%** said that their education and experience as a student at WMU prepared them for their profession.

HCOB – Undergraduate

Full-time Employment

- **Median salary** for undergraduate degree recipients in HCoB was **\$50,000 to \$55,000** (347 responses).
- **96%** had a job **related** to their degree.
- **94%** were **satisfied** with their job.
- **68%** had a job in **Michigan**.

Top Employers

Advia Credit Union	General Motors	Plante Moran	Thomson Reuters
Aerotek	Hormel Foods	PNC	United Shore
Arbor Financial	Insight Global	Quicken Loans	United Wholesale
BDO	Kellogg's	Seber Tans	Mortgage
C.H. Robinson	Kroger	Starcom	VelocityEHS
Dow	Meijer	Steelcase	Vista IT Group
Eaton	Mondelez International	Stryker	WMU
Advantage	Nolan Transportation	Summit Polymers	Whirlpool
Enterprise Holdings	Parker Hannifin	Textron	Workforce Strategies
Flowserve	Pfizer	The Mars Agency	Zoetis
Ford Motor Company			

Experiential Education

- **73%** had an internship, co-op, practicum, or field experience where they applied what they were learning in the classroom.
- **68%** had a job where they applied what they were learning in the classroom.
- **70%** worked on a project that took a semester or more to complete.
- **64%** were very active in extracurricular activities and organizations.

94% of business undergraduates completed at least one experiential education activity.

Experiences at WMU

- **97%** had at least one instructor who made them excited about learning.
- **95%** felt that their instructors cared about them as a person.
- **70%** had a mentor who encouraged them to pursue their goals and dreams.
- **92%** said that their education and experience as a student at WMU prepared them for their profession.



**Taylor Graham, Bachelor of Business Administration in advertising and promotion, 2019
Social Media Specialist at Media Assembly**

"Find a professor that you can connect with – someone that will help guide you through your self-exploration. College is an amazing time to discover yourself, fall apart, and rediscover yourself again. Having professors who really understand where you ultimately want to end up in your career is life changing."

HCOB – Graduate

Full-time Employment

- **Median salary** for graduate degree recipients in HCoB was **\$60,000 to \$65,000** (47 responses).
- **95%** had a job **related** to their degree.
- **83%** were **satisfied** with their job.
- **79%** had a job in **Michigan**.

Top Employers

AAM	Haworth	Seber Tans
Apple	Houser & Associates	State of Michigan
Bayer	Hyundai	Stryker
BDO	Kellogg's	Tesa Tape
Bronson	Parker Hannifin	WMU
Charles River Laboratories	Perrigo	Whirlpool
Epredia	Pfizer	
Flowserve	Plante Moran	
Genius Minds	PricewaterhouseCoopers	

Experiential Education

- **46%** had an internship, co-op, practicum, or field experience where they applied what they were learning in the classroom.
- **65%** had a job where they applied what they were learning in the classroom.
- **52%** worked on a project that took a semester or more to complete.
- **23%** were very active in extracurricular activities and organizations.

75% of business graduate degree recipients completed at least one experiential education activity.

Experiences at WMU

- **100%** had at least one instructor who made them excited about learning.
- **96%** felt that their instructors cared about them as a person.
- **54%** had a mentor who encouraged them to pursue their goals and dreams.
- **81%** said that their education and experience as a student at WMU prepared them for their profession.

"The size and willingness of the school enabled me to be a part of study abroad, business externship program, take on leadership roles within my sorority, and be a part of a business RSO."

Accountancy

94% of undergraduate and 87% of graduate degree recipients were actively engaged.

	Undergraduate		Graduate	
	count	percent	count	percent
Actively Engaged	83	94%	20	87%
Employed full time	65	74%	19	83%
Continuing education	18	20%	1	4%
Not Actively Engaged	5	6%	3	13%
Looking for work	4	6%	3	13%
Personal commitments	1	1%		

Full-time Employment

- Median salary for undergraduate degrees was \$50,000 to \$55,000 (27 responses).
- Median salary for graduate degrees was \$50,000 to \$55,000 (12 responses).
- 75% were employed in Michigan.
- 100% had a job related to their degree.
- 100% were satisfied with their job.

Survey Population

	Graduates	Responses	
All degrees	153	111	(73%)
Bachelor's	124	88	(71%)
Master's	29	23	(79%)



Michael Manga

Bachelor of Business Administration in accountancy, 2019
Rotational Financial Analyst at Stryker

"One of the most important skills that has helped me transition from student to professional is the ability to build relationships and network. These relationships have allowed me to learn new skills, improve my business acumen, and learn about career opportunities.

My advice for someone looking for their career after college is to take ownership of your career. Some key things to do to take ownership of your career include: be committed to your academics; get involved on campus showing that you're a team player; leverage the career center for resume workshops/practice interviews; actively seek out opportunities to learn and grow personally and professionally."

Accountancy

Job Titles and Employers

Accountant at VanDenBerg & Sons Furniture
Accountant I at Van Andel Institute
Accountant, Bookkeeper, Social Media Manager at Omnis Bookkeeping and Business Solutions
Accounting Assistant at Ghazal Holdings
Accounting Associate at Acrisure
Accounting Associate at Cornerstone Credit Union
Accounting Leadership Development at Ally
Advisory Consultant at Deloitte
Analyst at Goldman Sachs
Associate Credit Analyst at Chemical Bank
Assurance Associate at BDO
Assurance Associate at RSM US LLP
Assurance Staff at Plante Moran
Audit Senior at Marcum
Audit Staff at BDO
Auditor 9 at Michigan Department of Treasury
Bookkeeper at Karric Contracting
Core Assurance Associate at PwC
Corporate Controller at Dow
Cost Accountant at Edwards Garment
Cost Accountant at Flowserve
Credit Analyst at Eaton
Data Specialist at TMS International Corporation
Financial Advisor at Edward Jones
Financial Analyst at Auria
Financial Analyst at Kellogg's
Financial Systems Analyst at Delek US Holdings
General Accountant at Location Services
Indirect Procurement at Navistar

Junior Financial Analyst at Pfizer
Lead Financial Analyst at Stryker
Manufacturing Associate at Herman Miller
Product Promotion Specialist at SHEN
Professional Staff Accountant at Seber Tans
Program Finance Analyst at L&W Group
Project Accountant at Barton Marlow Company
Risk Assurance Associate at PwC
Rotational Financial Analyst at Stryker
Senior Representative at Whirlpool
Staff Accountant at Brink, Key & Chludzinski
Staff Accountant at Chan & Chen LLP
Staff Accountant at Fisher Spiegel Kunkle & Gerber
Staff Accountant at Houser and Associates
Staff Accountant at Jacobsen Daniels
Staff Accountant at James and Springgate
Staff Accountant at Jansen Valk Thompson Reahm
Staff Accountant at Knappe and Vogt Manufacturing
Staff Accountant at Physicians Toxicology
Staff Accountant at Seber Tans
Staff Accountant at Plante Moran
Staff Auditor at Plante Moran
Tax Accountant at Jessup Group
Tax Analyst at World Wrestling Entertainment
Tax Associate at BDO
Tax Auditor 2 at State of Tennessee
Tax Staff at BDO
Tax Staff at Crowe
Tax Staff at Plante Moran
Underwriter II at United Wholesale Mortgage

Continuing Education

Masters in Accountancy at WMU
Masters in Accounting at University of Oregon
MBA at WMU



Justin Madden

Bachelor of Business Administration in accountancy, 2019
Government Consultant at Deloitte & Touche

"The amazing professors I came into contact with over my four years at Western in the accountancy department really had an impact on my career development. They helped me stick with my coursework and pursue a career with a big four firm."

The number one thing after college when you get done is be patient and charge forward, and don't be afraid to start somewhere small and work your way up. It can get stressful but just be patient and calm because you will find a job in your career path; it just takes time."

Advertising and Promotion

97% of degree recipients were actively engaged.

	count	percent
Actively Engaged	57	97%
Employed full time	53	90%
Employed part time	1	2%
Continuing education	2	3%
Military service	1	2%
Not Actively Engaged	2	3%
Looking for work	1	1.5%
Personal commitments	1	1.5%

Full-time Employment

- Median salary was \$35,000 to \$40,000 (31 responses).
- 62% were employed in Michigan.
- 93% had a job related to their degree.
- 100% were satisfied with their job.

Survey Population

	Graduates	Responses
Bachelor's	60	59 (98%)



Brooke Wester

Bachelor of Business Administration in advertising and promotion, 2019
Customer Engagement Specialist at Gusto

"WMU has so many resources to offer! Be sure to use all of these. Building and maintaining relationships with professors is so important and beneficial as they will help guide you through college and when it comes time to find a career. Also, join RSO's - these help you with leadership skills and allow the opportunity to meet new people! Lastly, be sure to find a major you are passionate about and then pursue it!"

Nora Guensche

Bachelor of Business Administration in advertising and promotion, 2019
Event Coordinator at SayferthPR

"My networking skills absolutely led me to where I am today. People can and will help you, but you must put yourself in environments that will allow you to network. Networking is essential for success! Get involved, whether it be with your professors, peers, or student-run organizations. Western provides ample helpful opportunities. Show people you're ready and willing to learn. That's half the battle!"



Advertising and Promotion

Job Titles and Employers

Account Coordinator at Defero
Account Executive at S/Cavoli
Account Executive at SpotCo
Account Manager at DDB Chicago
Analyst at Starcom
Assistant Account Executive at Doner
Assistant Account Executive at The Mars Agency
Assistant Brand Strategist at Horizon Next
Assistant Media Planner at GTB
Assistant Media Planner at MediaCom
Associate Engagement Manager at Huge
Associate Project Manager at DP+
Communication Support Specialist at JLL
Community Manager at Canvas Design Media, DR
Creative Associate at NSAC AFF Case Competition
Customer Engagement Specialist at Gusto
Digital Consultant at Shift Digital
Digital Producer at Doner
District Sales Lead at Frito Lay

Field Artillery Officer, Second Lieutenant at U.S.
Army National Guard
Graphic Designer at Down and Out Books
Marketing Associate at Costco
Marketing Coordinator at Palm Era Marketing
Marketing Coordinator at Redhype
Marketing Intern at Mount Sinai Hospital
Marketing Representative at Insomnia Cookies
Media Associate at Starcom
Paid Social Specialist at Media Assembly
Planning Associate at Mindshare
Programmatic Associate at Mindshare
Project Management Intern at Doner
Public Relations Intern at Havas Formula
Quality Assurance Specialist at H.O. Trerice
SEO Analyst at GTB
SEO Analyst at Havas Media Chicago
Social Media Manager at Research and Me

Continuing Education

Masters in Marketing Research at University of Georgia



Ashley Mahler

Bachelor of Business Administration in advertising and promotion, 2019
SEO Analyst at Havas

"Internships and networking are the best ways to achieve success. Build your experience early on, and it will only help you in your later classes! I wish I had been a bit more social with people in my major because everyone is friendly, connected, and has similar interests. You will build lifelong friends and strong professional connections as an advertising major."

Olyvea Davis
Bachelor of Business
Administration
in advertising and promotion, 2018
SEO Junior Analyst at GTB

"I thought I knew what I wanted to do as a freshman in college, then I decided on something else as a junior, and finally found the field that was meant for me during my last semester, in a class that had been recommended to me by my peers. There are so many options and paths to take. The only way to find the one for you is to explore."



Business Administration (MBA)

94% of degree recipients were actively engaged.

	count	percent
Actively Engaged	74	94%
Employed full time	71	90%
Continuing education	3	4%
Not Actively Engaged	5	6%
Looking for work	5	6%

Full-time Employment

- Median salary was \$67,500 to \$72,500 (36 responses).
- 81% were employed in Michigan.
- 94% had a job related to their degree.
- 78% were satisfied with their job.

Survey Population

	Graduates	Responses	
Master's	99	79	(80%)

**Ian Trautman,
Master of Business Administration, 2019
Accounts Payable Coordinator at WMU**

"It may sound cliché, but I would highly encourage students to really take their classes and college experience seriously. The skills, knowledge and relationships that you form at this level can really set you apart from others in the workforce and help propel you to success. I would encourage you to break out of your comfort zone and meet with individuals you normally wouldn't, share ideas and create partnerships with others to see how you can benefit each other. It's amazing how much you can learn and grow when you are working at a problem with others by your side, so really invest in this college experience and you'll walk away with much more than a degree!"



Business Administration (MBA)

Job Titles and Employers

Account Executive at Advantage
Accounting Manager at Butterball Farms
Accounting Specialist at Hyundai
Accounts Payable Coordinator at WMU
Application Specialist at Vector Marketing
Associate Research Scientist at Amway
Business Admin Manager at Trestlewood Pediatrics
Business Analyst at Genius Minds
Business Analyst at Reading Horizons
Business Intelligence Developer at Bronson
Buyer at Eprelia
Category Buyer at Van Eerden Foodservice
Category Management Analyst at Whirlpool
CFO at Wolverine Power Cooperative
Chief of Staff at Michigan State Senate
Commodity Planner at Haworth
Controller/Director of Finance at W. MI Whitecaps
Customer Logistics Representative II at Bayer
Data Integration Specialist at Christus Health
Development Business Analyst at Infor
Digital Marketing Manager at Purplepatch Services
Director at BTEQ Ventures
Electric Distribution Engineer at Holland BPW
Engineering Supervisor at Cook Nuclear Plant
Financial Analyst at Bank of America
Financial Analyst at Western Michigan University
Geographic Info Systems Technical Writer at Apple
Internal Auditor at DriveTime
Lead Analyst, Contracts and Pricing at Stryker
Manager at Advia Credit Union

Manager at Clayborne Partners
Manager, Market Research Analytics at WMU
Manufacturing Engineer at Viant Medical
Marketing Manager at WMU
Operations Supervisor at State of Michigan
Portfolio Manager at Financial Markets Consulting
Post-Graduate Intern at Colsh Consultants
Post-Graduate Intern at Genius Minds
Procurement Manager at L&T Constructions, India
Product Manager at Belt Conveyor Products
Program Management Leader at AAM
Purchasing Manager at Tesa Tape
Regulatory Affairs Specialist at Eprelia
Relationship Manager at EPICUS Solutions
SAP Business Analyst at Perrigo
Sector Specialist at Tracxn
Sr. Associate at Kellogg's
Sr. Buyer at Flowserve
Sr. Category Manager at Kellogg's
Sr. Commercial Planning Analyst at Perrigo
Sr. Financial Analyst, Stryker School of Medicine
Sr. Office Services Representative at Stryker
Sr. Planner at Parker Hannifin
Sr. Practice Manager at Southwestern Medical Clinic
Sr. Quality Engineer at Stryker
Staff Accountant at TGG Solutions
Telemetry Associate at Charles River Laboratories
Territory Manager at Pfizer
Territory Sales Specialist at Cephalon
Warranty & Labor Time Admin at Express Auto

Continuing Education

Masters in Engineering at WMU

Computer Information Systems

91% of degree recipients were actively engaged.

	count	percent
Actively Engaged	43	91%
Employed full time	42	89%
Continuing education	1	2%
Not Actively Engaged	4	9%
Looking for work	3	6%
Personal commitments	1	2%

Full-time Employment

- Median salary was \$47,500 to \$52,500 (24 responses).
- 77% were employed in Michigan.
- 100% had a job related to their degree.
- 92% were satisfied with their job.

Survey Population

	Graduates	Responses
Bachelor's	60	47 (78%)



**David Mendoza, Bachelor of Business Administration
in computer information systems, 2019
Technical Solutions Analyst at Cerner**

"I had help from a multitude of people over my WMU years. Volunteering was a big deal for my college life."

**Luis Perez, Bachelor of Business Administration
in computer information systems,
and business analytics, 2018
Applications Engineer at Steelcase**

"Before graduating from WMU, I was already investing a lot of my time into building meaningful relationships with professionals, which led me to enroll into a leadership program for Latinos, take a software development program, and grow as a person of color and leader. Another huge part of my success has been to start a company when I was 20 years old. I'm still managing the company, and we have grown so much in the past couple of months. The company pushed me to get out of my comfort zone, build relationships, become a better leader, and ultimately make a difference in the community through technology."




Computer Information Systems

Job Titles and Employers

Applications Support Specialist at Innovative Software Solutions
Business Analyst at Fusion Risk Management
Business Analyst at Stryker
Business Analyst/Applications Engineer at Auros
Communications Specialist at B4 Property Management
Customer Support Specialist at Streamline Healthcare Solutions
Developer at Dow
Head of IT at BMP
Help Desk Analyst at MIMO LLC
Information Systems Specialist at ALTA Equipment
Info Technology Analyst at S24 Direkt GmbH
IT Business Analyst at Emerson Commercial and Residential Solutions
IT Engineer at Kellogg's
IT Specialist at MGE Wholesale
IT Support at Wright Coating Technologies
IT Support Specialist at Towerpinkster

IT Technical Specialist at BS&A Software
IT Technical Support Specialist at Sport and Imports Auto Parts
ITS Systems Analyst at Zoetis
Network Consultant at American Technology Services
Network Engineer at Moss Telecom
Order Entry Specialist at Kelly Services
Product Specialist at Dynatrace
Programmer Analyst at SpartanNash
Software Analyst at SPARK Business Works
Software Engineer at Steelcase
Systems Analyst at Beacon Specialized Living
Technical Project Analyst at Stryker
Technical Service Engineer at Emdad Solutions
Technical Solution Analyst at Cerner
Technology Consultant at Ernst Young
Technology Services at Greenleaf Hospitality Group
Tester at Streamline Healthcare Solutions




**Alexander Walter, Bachelor of Business Administration
in computer information systems, 2019
IT TSS at Kellogg's**

"If you are interested in IT, the CIS major at WMU is a great way to build a basic understanding of what you will need to succeed in the field after graduation. The BIS Department chair was one of the first people I met at Western, and he sold me on the school after being so willing to discuss what I wanted from my education. My advice is to not be wary approaching faculty, and to use student resources like career services to your advantage."

**Grant Goethals
Bachelor of Business Administration
in computer information systems, 2019
Technical Project Analyst at Stryker**

"The most rewarding part of my job is after installing new technology, educating those in the hospital who will be using the technology on how it can quite literally save lives."



Digital Marketing and eCommerce

100% of degree recipients were actively engaged.

	count	percent
Actively Engaged	11	100%
Employed full time	8	73%
Continuing education	2	18%
Military service	1	9%

Full-time Employment

- Median salary was \$45,000 to \$50,000 (5 responses from 2017-18 & 2018-19).
- 67% were employed in Michigan.
- 100% had a job related to their degree.
- 100% were satisfied with their job.

Job Titles and Employers

Data Analyst at Quicken Loans
Digital Marketer at 3Eye Technologies
Digital Marketing Associate at True Interactive
Digital Media Buying Specialist at Tire Rack
Digital Strategist at Computrade Technology International
Field Artillery Officer at Michigan Army National Guard
Search Engine Optimization Analyst at Internet Brands
Security Officer at Nighthawk Security Company
Social Media Coordinator at Blue Wheel Media

Survey Population

	Graduates	Responses	
Bachelor's	13	11	(85%)

Entrepreneurship

100% of degree recipients were actively engaged.

	count	percent
Actively Engaged	6	100%
Employed full time	6	100%

Full-time Employment

- 75% were employed in Michigan.
- 100% had a job related to their degree.
- 67% were satisfied with their job.

Job Titles and Employers

Assistant Event Coordinator at Spring Lake Country Club
Outreach and Engagement Intern at College Promise Campaign
Real Estate Agent at Century 21
Salesforce Administrator at Great Lakes Architectural Products

Survey Population

	Graduates	Responses
Bachelor's	7	6 (86%)

Finance

91% of degree recipients were actively engaged.

	count	percent
Actively Engaged	83	91%
Employed full time	76	84%
Employed part time	1	1%
Continuing education	5	5%
Volunteering full time	1	1%
Not Actively Engaged	8	9%
Looking for work	4	4%
Personal commitments	4	4%

Full-time Employment

- Median salary was \$50,000 to \$55,000 (37 responses).
- 69% were employed in Michigan.
- 96% had a job related to their degree.
- 89% were satisfied with their job.

Survey Population

	Graduates	Responses
Bachelor's	142	91 (64%)

**Joshua Hero, Bachelor of Business Administration
in finance and management, 2019
Financial Coding Analyst at Kellogg's**

"All of the RSO's that I was a member of have helped to prepare me for my current position. Through these clubs, I was provided the opportunity to improve my leadership skills by holding an executive board position. The Zhang Career Center was a huge help with landing my current job. The resume critiques and the interview practices that are offered were a big part in preparing me for interviews. Lastly, the network that was created throughout my four years will provide me with endless opportunities and career advice."



Finance

Job Titles and Employers

Account Executive at Fisher Investments
Account Executive at Richmond Agency
Account Executive at United Wholesale Mortgage
Account Manager at Ron Jackson Insurance Agency
Accountant at Arabian Technical Trading
Accounting Associate at Acrisure
Accounting Associate at TEC Group
Accounting Leadership Development at Ally
Analyst at USAA Real Estate
Associate Credit Analyst at Chemical Bank
Associate Financial Planner at Docsa Capital Management
Assurance Associate at BDO
Branch Sales and Service Associate at PNC
Capacity Planning Analyst at Whirlpool
Consulting Analyst at Huron Consulting Group
Corporation Accounting Intern at Amerifirst Home Mortgage
Cost/Price Analyst at Parker Hannifin
Credit Associate at Ally
Deductions Analyst at Glanbia Performance Nutrition
Development Program Analyst at PNC
Early Collections Representative at Carmax Auto Finance
Estimating and Pricing Specialist at Boeing
Finance and Audit Rotational Program at Blue Cross Blue Shield
Finance Assistant at WMU
Finance Leader at FCA Fiat Chrysler Automobiles
Finance Representative at Stryker
Financial Advisor Trainee at Merrill Lynch
Financial Analyst at Auria
Financial Analyst at Bell Flight

Financial Analyst at Honor Credit Union
Financial Coding Analyst - Deductions at Kellogg's
Financial Director at Trend45
Financial Processor at Randstad USA
Financial Representative at Northwestern Mutual
Financial Rotational Analyst at Microsoft
Financial Services Representative at Merrill Edge
Fleet Analyst at Textron
Junior Advisor at Main Street Financial
Junior Financial Analyst at Pfizer
Management Consulting Analyst at Accenture
Mortgage Banker at Quicken Loans
Mortgage Loan Originator at Guaranteed Rate
Mortgage Loan Originator at Quicken Loans
Mortgage Loan Processor at Arbor Credit Union
Mortgage Underwriter at United Wholesale Mortgage
New Business Manager at Knox Sports Marketing
New Tiger-Leadership Development at Kellogg's
Operations Manager at Target Distribution Center
Order Management Specialist at Flowserve
Project Accountant at Barton Marlow Company
Project Coordinator at CTS Services
Research Analyst at Teaser Platform
Sr. Cost Analyst at Precision Material Handling Equipment
Sr. Representative Finance Operations at Whirlpool
Shared Services Specialist at Whirlpool
Staff Accountant at Belfor
Title Examining Assistant at Chicago Title
Underwriter at United Shore
Underwriter II at United Shore
Underwriter II at United Wholesale Mortgage

Food & Consumer Package Goods Marketing

100% of degree recipients were actively engaged.

	count	percent
Actively Engaged	52	100%
Employed full time	51	98%
Employed part time	1	2%

Full-time Employment

- Median salary was \$55,000 to \$60,000 (36 responses).
- 41% were employed in Michigan.
- 98% had a job related to their degree.
- 100% were satisfied with their job.

Survey Population

	Graduates	Responses
Bachelor's	59	52 (88%)

**Mary Murphy, Bachelor of Business Administration
in food and consumer packaged goods marketing, 2019
Sales Associate at Breakthru Beverage**

"I was a four-year varsity student athlete at Western, and all the ups and downs I experienced throughout my four years help prepare me for the corporate world. Just like in college, you will have good days and bad days. But one day at work doesn't define your career."



**Elaina Lee
Bachelor of Business Administration
in food and consumer packaged goods marketing, 2019
Category Analyst at Advantage Solutions**

"Spend time getting to know your fellow students. We all graduate and go our separate ways. It is important to stay connected with each other as you graduate, becoming peers working in many different companies across the country."

**Erika Hejl, Bachelor of Business Administration
in food and consumer packaged goods marketing, 2019
Category Analyst at J.M. Smucker**

"Get involved and utilize your resources. WMU provides so many great opportunities for students, and putting yourself out there can truly be the hardest part. However, once you do, it becomes vital in preparing for your career and making the most out of college."



Food & Consumer Package Goods Marketing

Job Titles and Employers

Assistant Merchandising Manager at Kroger
Associate Category Analyst at Hormel Foods
Business Analyst at Meijer
Category Analyst at Smucker's
Category and Space Planning Analyst at Kellogg's
Category Leadership Associate at Advantage
Consumer Product Sales Rep at Hormel Foods
Deli Solutions Sales Rep at Hormel Foods
Food Service Sales Representative at Hormel Foods
General Merchandise Trainee at Kroger
Graduate Program at Reckitt Benckiser
Key Accounts Graduate at Red Bull
Leadership Development at Graphic Packaging
Leadership Development at C&S Wholesale Grocers
Merchandising Assistant at Kroger
Nabisco Merchandiser at Mondelez International
Operations Coordinator at Coyote Logistics
Packaging Specialists at Atlantic Packaging
Price and Promotion Analyst II at Giant Food
Procurement Analyst at Kellogg's

Product Development Program at Hormel Foods
Retail Sales Representative at Hershey's
Sales Associate at Advantage
Sales Merchandiser at Southern Glazer's Wine & Spirits
Sales Representative at Breakthru Beverage
Sales Representative at E. & J. Gallo Winery
Sales Representative at Great Lakes Wine & Spirits
Sales Representative at Hormel Foods
Sales Representative at Lipari Foods
Sales Representative at MillerCoors
Sales Representative at Mondelez International
Sales Territory Manager at Reckitt Benckiser
Space Analyst at L Brands
Specialist - Sales and Marketing at Abbott Nutrition
Store Management Trainee at Kroger
Supply Chain at General Motors
Territory Manager at Hormel Foods
Territory Manager at RB
Transportation Claims Analyst at StockX

Continuing Education

MBA at WMU




**John Schneidenbach, Bachelor of Business Administration
in food and consumer packaged goods marketing, 2019
Retail Sales Specialist at Abbott Nutrition**

"Gain experience as early as you can! I learned so much about the grocery industry by working just a basic job in a store, and had a very easy transition into a full-time career because of it. Reach out to your professors and join a professional RSO. The relationships that I made in the Food Marketing Association with other students, professors, and employers not only enhanced my college experience, but my success after school as well."

**Megan Kelly, Bachelor of Business Administration
in food and consumer packaged goods marketing, 2019
Sales Representative at E&J Gallo Winery**

"Don't be afraid to get something wrong. Every single person, no matter their current status, was a beginner at one point in their lives. It's how we all learn. Just stay humble, focused, work hard and play hard!"



Human Resource Management

94% of degree recipients were actively engaged.

Actively Engaged	51	94%
Employed full time	44	81%
Continuing education	7	13%
Not Actively Engaged	3	6%
Looking for work	3	6%

Full-time Employment

- Median salary was \$40,000 to \$45,000 (21 responses).
- 72% were employed in Michigan.
- 97% had a job related to their degree.
- 100% were satisfied with their job.

Survey Population

	Graduates	Responses
Bachelor's	63	54 (86%)

Job Titles and Employers

Account Manager at Workforce Strategies
Assistant Manager at HomeLife
Assistant Merchandising Manager at Kroger
Attractions Hostess at Walt Disney World
Corporate HR Generalist at JAC Products
eCommerce Specialist at Arbor Credit Union
Employee Care Coordinator at Epitex
Executive Team Leader at Target
HR Administrative Assistant at AJM Packaging
HR Administrator at Benteler Automotive
HR Assistant at Canney's Water Conditioning
HR Assistant at Engineering Technology Associates
HR Assistant at Family Health Center
HR Assistant at Parker Hannifin
HR at Musashi Auto Parts
HR Coordinator at Agency 720
HR Coordinator at Graphic Packaging International
HR Coordinator at Summit Polymers
HR Director at H&H Painting Company
HR Generalist at Goodwill Industries of MI

HR Generalist at Planet Fitness
HR Generalist at Visiting Angels of Westminster
HR Generalist at Weber Specialties
HR Representative at Burnips Equipment
HR Services Representative at Domino's
HR Specialist at Nike
HRIS Specialist at Auria
Logistics Coordinator at Nissan North America
On-boarding Specialist at OneStream Software
People and Culture Manager at IEP Technologies
Recruiter at Barton Associates
Salaried Payroll Coordinator at Univ of Notre Dame
Sales & Marketing Specialist at Defense Logistics
Sales Recruiter at LaSalle Network
Sales Representative at E. & J. Gallo Winery
Senior Recruiting Consultant at EPM Scientific
Staffing Manager at Robert Half
Talent Acquisition Specialist at Trillium Staffing
Technician Recruiter at Centria Healthcare
Training Coordinator at Federal Savings Bank

Continuing Education

Masters in Human Resource Management at University of Minnesota - Twin Cities
Masters in Human Resources and Labor Relations at Michigan State University
Masters in Human Resources Management at Michigan State University

Integrated Supply Management

96% of degree recipients were actively engaged.

	count	percent
Actively Engaged	90	96%
Employed full time	85	90%
Continuing education	3	3%
Military service	1	1.5%
Volunteering full time	1	1.5%
Not Actively Engaged	4	4%
Looking for work	3	3%
Personal commitments	1	1%

Full-time Employment

- Median salary was \$55,000 to \$60,000 (61 responses).
- 57% were employed in Michigan.
- 95% had a job related to their degree.
- 98% were satisfied with their job.

Survey Population

	Graduates	Responses
Bachelor's	116	94 (81%)



**Meriah Putnam, Bachelor of Business Administration
in integrated supply management, 2019
GPSC TRACK at General Motors**

"Go to career fairs if you aren't sure you are ready. You will get to talk to future employers and learn more about their companies, and what it is you want for your future. You never know when putting yourself out there will be your big break that will lead to an internship, where you gain valuable experience in your field. Those conversations can lead to a job offer. Be comfortable with the uncomfortable and that is where you will grow the most."

**Medina Alic, Bachelor of Business Administration
in integrated supply management, 2018
Manager, Operations I at Amazon**

"The most rewarding part of my job is the ambiguity and responsibility that comes behind running an operation. I am in charge of my own department, so the success of the building highly depends on the way that it's being managed. I really enjoy coaching and spending time with associates and giving the department a direction based on both short-term and long-term goals."



Integrated Supply Management

Job Titles and Employers

Administration Manager at Response Plus Medical
Analyst, Supply and Logistics at Whirlpool
Area Manager at Amazon
Business Intelligence Lead at Brunswick
Buyer at Detroit Manufacturing Systems
Buyer at Flowserve
Buyer at Honda of America
Buyer at Humphrey Products
Carrier Operations at GlobalTranz
Category Buyer at Caterpillar
Commodity Buyer at CNH Industrial
Compliance Coordinator at FEMA Corporation
Consulting Analyst at Huron Consulting Group
Contracts Representative at Marathon
CPD Analyst at L'Oréal
Current Material Availability Analyst at GM
Customs Clearance Coordinator at Mosanada Logistics Services
Global Supply Chain and Purchasing TRACK at GM
Global Supply Chain LDP at Whirlpool
GPSC TRACK at GM
Graduate Analyst at Volkswagen
Graduate Rotational Program at Volkswagen
Industrial Engineer at Whirlpool
ISM Leadership Development Program at Textron
Leadership Development at Ryder Supply Chain Solutions
Logistics Container Management Coordinator at Brose
Logistics Planner at Ingredion Incorporated
Logistics Planner at Schneider National
Logistics Specialist at JAS
Logistics Technician at Zoetis
Material Area Supervisor at FCA
Material Planner at Gabriel
Material Planner at Mann+Hummel
Materials Planner/Scheduler at AAM
Merchandise Specialist at IHS Distributing
Merchandise at Great Lakes Coca-Cola Bottling
New Product Buyer at I Stanley
New Product Development Analyst at Stryker

Operation Officer at U.S. Army National Guard Industries
Operations Analyst at Nielsen
Operations Assistant at WakeCap Technologies
Operations Manager at J.B. Hunt
Planner at Parker Hannifin
Procurement Analyst at Kellogg's
Procurement Analyst at Steelcase
Procurement and Logistics Rotational Analyst at Wacker Chemical Corporation
Procurement Officer at Rawabi Electric
Production Controller at Lacks Trim Systems
Production Planner at RGBSI
Production Scheduler at Elantas PDG
Program Coordinator at NGK Spark Plugs
Purchaser at Roman Manufacturing
Recruiting and Development at CED
Replenishment Analyst at Mizkan America
Senior Analyst at Lazada Group
Senior Buyer, Directed Steel at Eaton
Sourcing Specialist at IDEX Corporation
Supply Chain Analyst at Eaton Corporation
Supply Chain Analyst at Stryker
Supply Chain Analyst at Tecnip
Supply Chain Associate at Parker Hannifin
Supply Chain at DTE Energy
Supply Chain at General Motors
Supply Chain Leadership Associate at Parker Hannifin
Supply Chain Management Rep at Bechtel
Supply Chain Replenishment Planner at Ace Hardware Corporation
Supply Chain Rotational Program at Dow
Supply Chain Rotational Program at Kellogg's
Supply Chain Rotational Program at Kohler
Supply Management Planner at John Deere
Supply Planner at Kellogg's
Supply Planner at Parker Hannifin
Traffic Logistics Specialist at Rathco Safety Supply
Transportation Buyer at Vibracoustic

Continuing Education

Masters in Industrial and Operations Engineering at University of Michigan

Management

94% of degree recipients were actively engaged.

	count	percent
Actively Engaged	88	94%
Employed full time	84	89%
Employed part time	1	1%
Continuing education	2	2%
Volunteering full time	1	1%
Not Actively Engaged	6	6%
Looking for work	5	5%
Personal commitments	1	1%

Full-time Employment

- Median salary was \$40,000 to \$45,000 (33 responses).
- 81% were employed in Michigan.
- 94% had a job related to their degree.
- 74% were satisfied with their job.

Survey Population

	Graduates	Responses
Bachelor's	137	94 (69%)



Carliema Early
Bachelor of Business Administration in management, 2019
Direct Care Worker at Homelife

"The most rewarding part of my job is being able to interact with my consumers through their daily activities and just being a part of their happiness."

Avante Gilstrap
Bachelor of Business Administration in management, 2018
IT Infrastructure Analyst at State of Michigan

"While attending WMU, I had an internship at a credit union as an IT Student Intern. This internship got my foot in the door as an IT professional and kick-started my career in the field. I hope that every student at WMU has an opportunity for an internship as you will obtain real world experience that cannot be taught in a classroom."



Management

Job Titles and Employers

Account Executive at Quicken Loans
Account Manager at Saputo Cheese
Account Manager, Key Accounts at InVision
Accounting Associate at Acrisure
Administrative Assistant II at WMU
Administrator at KDP Retirement Plan Services
Agent at New York Life Insurance Company
Assistant at State of Michigan
Assistant Branch Manager at Advia Credit Union
Assistant Manager at Woosh
Assistant Property Manager at Edward Rose & Sons
Assistant Trainer at Whirlpool
Associate Account Rep at Thomson Reuters
Associate Data Analyst at Salman Trading Company
Auditor at Kalamazoo County Government
Business Development Associate at Gartner Inc.
Business Dev Rep at Florock Polymer Flooring
Business Owner at Foodish Catering
Career Specialist at Texas Literacy Coalition
Consulting Project Manager at Crossroads
Credentialing Specialist at Aya Healthcare
Customer Service Representative at PNC
Customer Service Representative at Printlink Online
Development Associate at American Health Association
English Language Teacher at EF Education First
EPI Program Administrator at Whirlpool
Exec Assistant to the President at Summit Polymers
Financial Coding Analyst - Deductions at Kellogg's
General Sales Manager at Chevrolet
Head Coach at Fort Miami CrossFit
Human Resources Coordinator at Summit Polymers
IT Infrastructure Analyst at Dept. of Technology Management and Budget
Lead Brand Ambassador at Boj
Management Trainee at Enterprise Holdings

Manager at Biggby
Materials Coordinator at Summit Polymers
Member Contact Center Service Manager at Advia Credit Union
Mortgage Account Executive at United Wholesale Mortgage
National Account Manager at Nolan Transportation
Office Manager at Environmental Wood Solutions
Office Manager at Midwest Family Dental Care
Operations Coordinator at Coyote Logistics
Operations Manager at Touchpoint
Point of Sales Procurement Coordinator at Bells Brewery
Private Client Banker at JPMorgan Chase
Program Specialist at W.K. Kellogg Foundation
Property Manager at Shores Vacation Rentals
Purchasing Manager Associate at Pacific Rim Foods
Recreation Supervisor at City of Kalamazoo
Recruiter at Insight Global
Regulatory Specialist at Sarnova
Retirement Specialist at GLP Financial Group
Sales & Marketing Associate at Patriot Solar Group
Sales Associate at Pratt Industries
Sales at C.H. Robinson
Sales Consultant at Ford Motor Company
Sales Development Representative at PayScale
Sales Rep at Great Lakes Wine and Spirits
Sr. Loan Coordinator at Northpointe Bank
Sr. Representative, Finance Operations at Whirlpool
Strategic Marketing Analyst at Dimplex
Supervisor at Charles River Laboratories
Supervisor at Gull Lake Country Club
Technical Consultant at Whirlpool
Technical Recruiter at TEKsystems
Wireless Consultant at GoWireless
Youth Development at Communities in Schools

Continuing Education

Masters in Agriculture at University of Helsinki
Masters in Business at Bocconi University

Marketing

95% of degree recipients were actively engaged.

	count	percent
Actively Engaged	73	95%
Employed full time	69	90%
Continuing education	4	5%
Not Actively Engaged	4	5%
Looking for work	2	2.5%
Personal commitments	2	2.5%

Full-time Employment

- Median salary was \$40,000 to \$45,000 (29 responses).
- 82% were employed in Michigan.
- 86% had a job related to their degree.
- 83% were satisfied with their job.

Survey Population

	Graduates	Responses
Bachelor's	111	77 (69%)



Jacob Waggoner
Bachelor of Business Administration in marketing, 2019
Scholar Relations and Alumni Coordinator
at The Kalamazoo Promise;
Founder at Defined Lines Marketing

"My time at the Haworth College of Business was absolutely incredible. I came to campus every day knowing that every professor, adviser, staff member, etc. were 100% committed to who I wanted to become and what I wanted to do. I am incredibly grateful for that foundation laid for me. In my senior year, I took Digital and Social Media Marketing class, which provided hands-on, real experience in digital marketing. Through that experience, I knew that I wanted to work in digital marketing. Fast forward to now, I have a job that allows me to manage digital marketing efforts and a business that provides digital marketing services. That is incredible."

Marketing

Job Titles and Employers

Account Coordinator at Campbell Ewald
Account Executive at WOW!
Account Manager at James Marketing Consultants
Account Manager at Nolan Transportation Group
Account Manager at Tradesmen International
Alumni Relations at The Kalamazoo Promise
Assistant Merchandising Manager at Kroger
Assistant Operations Manager at XTRA Lease
Associate Buyer at EpreDia
Associate Claim Rep at Auto-Owners Insurance
Associate District Manager at ADP
Automotive Sales Rep at Young Chevrolet
Business Development at BlueGrace Logistics
Chinese Interpreter at LG Chem
Client Service Representative at Old National Bank
Conference Sales Executive at Gartner
Content and Marketing Specialist at Pakmode Media and Marketing
Content Manager at Stoney Creek Social Media
Content Marketing Coordinator at Armstrong International
Energy Consultant at Kalamazoo Executives Inc.
Financial Services Rep at Northwestern Mutual
Front Office Administrator at Workforce Strategies
Growth Coordinator at Web Canopy Studio
HR Assistant at Liquid Transport
Investigator at Data Surveys
Licensed Sales Producer at Farm Bureau Insurance
Logistics Account Executive at TQL

Logistics Management Coordinator at Brose
Logistics Coordinator at Kenco Logistics
Machine Operator and Ramp Agent at Piston Automotive and Delta Airlines
Marketing and Special Events Coordinator at Vaco
Marketing Chat Specialist at Morley
Marketing Manager at Nepata GMBH
Marketing Specialist at Arbor Financial Credit Union
Marketing Specialist at Omega Computer Services
Mortgage Account Executive at United Wholesale Mortgage
National Account Manager at Nolan Transportation
Network Relationships and Development Representative at Rouge Media
Performance Digital Associate at Universal McCann
Real Estate Agent at Blueground
Real Estate Agent at Greenridge Realty
Real Estate Agent at Keller Williams
Relocation Counselor at ERA Reardon Realty
Research Analyst at Escalent
Retail Development Specialist at Goodyear
Sales Consultant at Wayne Marketing
Sales Development Program at Quicken Loans
Sales Development Rep at Thomson Reuters
Sales Execution Representative at Whirlpool
Sales Executive at C.H. Robinson
Sales Management Trainee at Enterprise Holdings
Sales Representative at Great Lakes Athletic Club
Skilled Trades Recruiter at Aerotek

Continuing Education

Masters in Marketing Research at Michigan State University
MBA at Heidelberg University
MBA at WMU



Andrew Lawlor, Bachelor of Business Administration in marketing, 2019 Account Executive at Total Quality Logistics

"Being involved in three different organizations throughout college impacted my career choice and life, greatly. From freshman year, I decided to involve myself in one organization that promoted social well-being, one for the business professional aspect, and also one that promotes mental health for myself and my peers. Not only were these three organizations able to guide me in three very important sectors of my life, but they became three pillars to which I decided to pursue my career, my future and current living situation. In all, join as many organizations as you can - diversify yourself and you'll find that there is nothing better on campus."

Sales and Business Marketing

100% of degree recipients were actively engaged.

	count	percent
Actively Engaged	87	100%
Employed full time	83	95%
Continuing education	4	5%

Full-time Employment

- Median salary was \$55,000 to \$60,000 (51 responses).
- 64% were employed in Michigan.
- 99% had a job related to their degree.
- 100% were satisfied with their job.

Survey Population

	Graduates	Responses
Bachelor's	96	87 (91%)



Nicholas Matich, Bachelor of Business Administration in sales and business marketing, and human resources, 2018
Sales Representative at E.&J. Gallo Winery

"I played football at Western for 3 years going to plenty of bowl games and winning seasons. During football, I earned an internship my junior year at Meijer. I was juggling class, football, and a full-time internship in Grand Rapids that I drove to every morning after 6 a.m. practice.

Never get comfortable. Always make new relationships and talk to people. Always look for the next best thing and be the best possible you that you can be."

Brandon Chidester
Bachelor of Business Administration in sales and business marketing, 2019
Associate Producer at Arthur J. Gallagher

"The best resource for an undergraduate student is joining a student organization associated with their major. This will stimulate learning beyond the classroom and help you build a personal network. The networking from these organizations will open the door for potential internships and full-time positions."



Sales and Business Marketing

Job Titles and Employers

3D Generalist at Midair - Extended Reality Solutions
Account Executive at Tata Technologies
Account Manager at Applied Industrial Tech
Account Manager at HILTI
Account Manager at Orbit Medical
Account Manager at Trace3
Account Manager at Vista IT Group
Account Representative at CDW
Associate Account Rep at Thomson Reuters
Associate Category Development Analyst at Hormel
Associate District Manager at ADP
Associate Sales Producer at Gallagher
Bulk Customer Representative at PepsiCo
Business Development Associate at Gartner Inc.
Consumer Support Specialist Sr. at PNC
District Sales Manager at PepsiCo
Enterprise Sales Associate at VelocityEHS
Field Sales and Marketing Rep at Techtronic
Field Sales Consultant at Henry Schein
Financial Representative at Northwestern Mutual
Food Service Sales Representative at Hormel Foods
Freight Broker at Nolan Transportation Group
Inside Sales Representative at Ryerson
Insurance Producer at Dallas Smock State Farm
Insurance Sales Rep at Liberty Mutual Insurance
Logistic Analyst at Stryker
Logistics Consultant at Fifth-Wheel Freight
Market Manager at Atwater Brewery
Marketing Associate at Stryker
Mortgage Banker at Quicken Loans
Operations Manager at Illinois Logistics Group
Pharmaceutical Sales Rep at Cardinal Health

Plant Manager at Lippert Components
Product Sales Specialist at Leaders RPM
Purchasing Manager Associate at Pacific Rim Foods
Real Estate Agent at The Isbell Team
Recruiter at Aerotek
Recruiter at Insight Global
Relationship Manager at Lighthouse Group
Sales and Operations Manager at Penske
Sales Associate at Nexeo Plastics
Sales Associate at ORP Surgical
Sales Associate at VelocityEHS
Sales Consultant 2 at Intuit
Sales Consultant at Great Lakes Wine and Spirits
Sales Consultant Trainee at Unum Group
Sales Development Representative at Box
Sales Development Representative at PayScale
Sales Development Representative at Salesforce
Sales Development Representative at SalesPad
Sales Development Representative at Whirlpool
Sales Engineer at Keyence Corporation
Sales Executive at C.H. Robinson
Sales Executive at HomeAdvisor
Sales Executive at VelocityEHS
Sales Management Trainee at Enterprise Holdings
Sales Representative at Acumed
Sales Representative at CDW
Sales Representative at E. & J. Gallo Winery
Sales Rep at Great Lakes Wine and Spirits
Sales Representative at Hormel Foods
Support Renewal Specialist at AudioCodes
Territory Manager at Ecolab
Traveling Sales and Marketing Associate at Aspen

Continuing Education

MBA at WMU

**Brennan Vaughn, Bachelor of Business Administration
in sales and business marketing, 2019
Sales Development Representative at Outreach.io**

"Get involved. College is not entirely about what you learn; it's who you're meeting. You're going to meet your best friends, future business partners, or even a spouse. Don't be that person who just goes to class and leaves."



Health and Human Services



College of Health
and Human Services

WESTERN MICHIGAN UNIVERSITY

Alcohol and Drug Abuse	172
Blindness and Low Vision Studies.....	173
Healthcare Services and Sciences	174
Integrative Holistic Health and Wellness....	176
Interdisciplinary Health Sciences.....	177
Nursing	178
Occupational Therapy	180
Physician Assistant.....	181
Public Health	182
Social Work	183
Speech Pathology and Audiology	185

Health and Human Services

Post-Graduation Activity

94% of all Health and Human Services graduates were actively engaged.

	All degrees		Undergraduate		Graduate degrees	
	count	percent	count	percent	count	percent
Actively Engaged	509	94%	232	95%	277	94%
Employed full time	412	76%	156	64%	256	87%
Employed part time	5	1%	3	1%	2	1%
Continuing education	88	16%	70	29%	18	6%
Military service	2	0.4%	2	1%		
Volunteering full time	2	0.4%	1	0.4%	1	0.3%
Not Actively Engaged	30	6%	11	5%	19	6%
Looking for work	23	4%	9	4%	14	5%
Personal commitments	7	2%	2	1%	5	1%

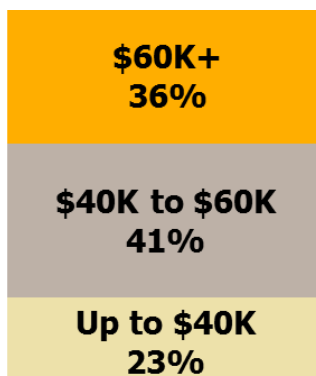
Survey Population

The Post-Graduation Activity Survey was sent to all of the 809 students who earned a degree from the College of Health and Human Services between August 2018 and June 2019.

	Graduates	Responses
All CHHs degrees	809	539 67%
Bachelor's	412	243 59%
Master's	368	274 74%
Doctoral	9	8 89%
Post baccalaureate Certificate	20	14 70%

Salary Ranges for Full-Time Employment

	25 th percentile	50 th percentile	75 th percentile	Responses
All CHHS	\$40,000-\$45,000	\$50,000-\$55,000	\$60,000-\$65,000	224
Undergraduate	\$35,000-\$40,000	\$55,000-\$60,000	\$60,000-\$65,000	87
Graduate	\$40,000-\$45,000	\$50,000-\$55,000	\$65,000-\$70,000	137



"The best thing about WMU was professors' knowledge and research materials. They helped me expand upon the experience for my degree and overall field of study."

Health and Human Services – All

Full-time Employment

- **Median salary** was **\$50,000 to \$55,000** (224 responses).
- **81%** had a job in **Michigan**.
- **94%** had a job **related** to their degree.
- **91%** were **satisfied with their job**.

Top Employers

Ascension	Communities in Schools	Mayo Clinic	State of Michigan
Beaumont Health	Henry Ford Allegiance Health	Mercy Health	Summit Pointe
Bethany Christian Services	Homelife	Metro Health Hospital	University of Michigan
Bronson	Interact of Michigan	Michigan Medicine	Wedgwood Christian Services
Catholic Charities W. MI	Kalamazoo Public Schools	ProtoCall Services	WMU
Charles River Laboratories	Lakeland Health	Samaritas	YWCA
Cleveland Sight Center	Mary Free Bed	Spectrum Health	

Continuing Education

- **16%** of health and human services respondents are pursuing further education.
- After graduation, 66% are pursuing master's degrees, 14% are studying for licensure/board exam, 8% are pursuing doctoral degrees, 4% professional schools, 4% bachelor's degrees, 2% certification programs, 1% specialist programs, and 1% associates degrees.
- 56% are continuing education at WMU, and the remaining 44% will attend 19 different institutions.

Experiential Education

- **97%** had an internship, co-op, practicum, or field experience where they applied what they were learning in the classroom.
- **64%** had a job where they applied what they were learning in the classroom.
- **37%** worked on a project that took a semester or more to complete.
- **41%** were very active in extracurricular activities and organizations.

99% of health and human services graduates completed at least one experiential education activity.

Top Internship Employers

Allegan General Hospital	Children's Trauma Center	Kalamazoo Literacy Council	Spectrum Health
Ascension	Gryphon Place	Kzoo Psychiatric Hospital	State of Michigan
Beaumont Health	Holland Hospital	Mel Trotter Ministries	University of Chicago
Bronson	InterAct of Michigan	Memorial Hospital	Veterans Affairs
Cheff Therapeutic Center	Kzoo County Government	Sparrow	WMU

Experiences at WMU

- **96%** had at least one instructor who made them excited about learning.
- **94%** felt that their instructors cared about them as a person.
- **75%** had a mentor who encouraged them to pursue their goals and dreams.
- **95%** said that their education and experience as a student at WMU prepared them for their profession.

CHHS – Undergraduate

Full-time Employment

- **Median salary** for undergraduate degree recipients in CHHS was **\$55,000 to \$60,000** (87 responses).
- **91%** had a job **related** to their degree.
- **93%** were **satisfied** with their job.
- **88%** had a job in **Michigan**.

Top Employers

Bronson
Ascension
Beaumont Health
Charles River Laboratories
Henry Ford Allegiance
Homelife

Lakeland Health
Metro Health Hospital
Michigan Medicine
Samaritas
Spectrum Health
State of Michigan

Experiential Education

- **97%** had an internship, co-op, practicum, or field experience where they applied what they were learning in the classroom.
- **71%** had a job where they applied what they were learning in the classroom.
- **33%** worked on a project that took a semester or more to complete.
- **51%** were very active in extracurricular activities and organizations.

98% of health and human services undergraduates completed at least one experiential education activity.

Experiences at WMU

- **94%** had at least one instructor who made them excited about learning.
- **93%** felt that their instructors cared about them as a person.
- **68%** had a mentor who encouraged them to pursue their goals and dreams.
- **93%** said that their education and experience as a student at WMU prepared them for their profession.

"The best thing about WMU was gaining knowledge both inside and outside of the classroom through a variety of organizations and learning experiences."

CHHS – Graduate

Full-time Employment

- **Median salary** for graduate degree recipients in CHHS was **\$50,000 to \$55,000** (137 responses).
- **96%** had a job **related** to their degree.
- **90%** were **satisfied** with their job.
- **77%** had a job in **Michigan**.

Top Employers

Ascension

Bethany Christian Services

Bronson

Catholic Charities West Michigan

Cleveland Sight Center

Henry Ford Allegiance Health

Interact of Michigan

Kalamazoo Public Schools

Mary Free Bed

ProtoCall Services

Spectrum Health

State of Michigan

Summit Pointe

University of Michigan Hospital

Wedgwood Christian Services

WMU

YWCA

Experiential Education

- **97%** had an internship, co-op, practicum, or field experience where they applied what they were learning in the classroom.
- **56%** had a job where they applied what they were learning in the classroom.
- **41%** worked on a project that took a semester or more to complete.
- **31%** were very active in extracurricular activities and organizations.

99% of health and human services graduate degree recipients completed at least one experiential education activity.

Experiences at WMU

- **98%** had at least one instructor who made them excited about learning.
- **95%** felt that their instructors cared about them as a person.
- **82%** had a mentor who encouraged them to pursue their goals and dreams.
- **97%** said that their education and experience as a student at WMU prepared them for their profession.

"I felt that the community was close knit. I recognized classmates across campus and in the community. I felt at home even when I was far from it."

Alcohol and Drug Abuse

91% of degree recipients were actively engaged.

	count	percent
Actively Engaged	10	91%
Employed full time	9	82%
Continuing education	1	9%
Not Actively Engaged	1	9%
Looking for work	1	9%

Full-time Employment

- Median salary was \$40,000 to \$45,000 (12 responses from 2017-18 & 2018-19).
- 100% were employed in Michigan.
- 100% had a job related to their degree.
- 100% were satisfied with their job.

Job Titles and Employers

Marriage and Family Therapist at Core Counseling Center
Outpatient Therapist at Catholic Charities West Michigan
Quality Improvement Specialist at Northern Michigan Regional Entity
Therapist at KPEP
Therapist at West Michigan Comprehensive Treatment Center

Survey Population

	Graduates	Responses
Certificate	15	11 (73%)

Blindness and Low Vision Studies

96% of degree recipients were actively engaged.

	count	percent
Actively Engaged	25	96%
Employed full time	25	96%
Not Actively Engaged	1	4%
Looking for work	1	4%

Full-time Employment

- Median salary was \$50,000 to \$55,000 (21 responses).
- 20% were employed in Michigan.
- 96% had a job related to their degree.
- 91% were satisfied with their job.

Survey Population

This report includes data from students in Orientation/Mobility for Children, Orientation and Mobility, Vision Rehabilitation Therapy.

	Graduates	Responses
Master's	38	24 (63%)

Job Titles and Employers

Blind Rehabilitation Instructor at Bureau of Services for Blind Persons
Blind Rehabilitation Instructor at State of Michigan
Blind Rehabilitation Specialist at Charlie Norwood VA Medical Center
Blind Rehabilitation Specialist at Gulf Coast Veterans Health Care System
Blind Rehabilitation Specialist at SAVAHCS
Blind Rehabilitation Specialist at Southwestern Blind Rehabilitation Center
Co-teacher for the Visually Impaired at Midland Public Schools
Itinerant Rehabilitation Teacher/Orientation and Mobility Specialist at Bosma Enterprises
Job Accommodation Specialist at Sedgwick
Orientation and Mobility Specialist at CESA 6
Orientation and Mobility Specialist at Montana

Dept of Public Health and Human Services
Orientation and Mobility Specialist at Toronto District School Board
Orientation and Mobility Specialist at The Foundation for Blind Children
Rehab Teacher/O&M Specialist at Washington State Department of Services for the Blind
Rehabilitation Specialist at State of Wisconsin
Supervisor of Orientation and Mobility Department at Conklin Center for the Blind
Vision Rehabilitation Therapist at Center for the Visually Impaired
Vision Rehabilitation Therapist at Cleveland Sight Center
Visual Rehabilitation Therapist at Hadley Institute
VRT at WI Council of the Blind

Monica Ibarra Letona
Master of Arts in orientation and mobility, 2018
Orientation and Mobility Specialist
at Toronto District School Board
and Assisted Living

"The most rewarding part of my job is being able to teach my students life-long skills. I am especially proud when one of my students conquers a new skill or technique. I am challenged daily to adapt to the ever-changing environments that I work in and develop learning plans for my students that best suit their needs."



Healthcare Services and Sciences

96% of degree recipients were actively engaged.


	count	percent
Actively Engaged	76	96%
Employed full time	50	63%
Employed part time	2	3%
Continuing education	24	30%
Not Actively Engaged	3	4%
Looking for work	2	3%
Personal commitments	1	1%

Full-time Employment

- Median salary was \$30,000 to \$35,000 (18 responses).
- 92% were employed in Michigan.
- 74% had a job related to their degree.
- 72% were satisfied with their job.

Survey Population

	Graduates	Responses
Bachelor's	136	79 (58%)



**Teodora Vecerdi, Bachelor of Science
in healthcare services and sciences, 2018
Certified Nurse Assistant at Friendship Village**

"Always follow your heart, and don't be afraid to switch your path, whether it's in medicine or not. The key to a successful career is job satisfaction."

**Rachel Anderson
Bachelor of Science
in healthcare services and sciences, 2019
Medication Technician at New Friends Memory Care
and Assisted Living**

"Get involved, study abroad if you can, be friendly to everyone, and just make the most of your time in undergrad."



Healthcare Services and Sciences

Job Titles and Employers

Associate Quality Assurance Auditor at Charles River Laboratories
At Home Health Aide at QCI Healthcare
Behavioral Therapist at Centria Healthcare
CAPA Investigator at Pfizer
Care Provider at New Friends Memory Care and Assisted Living
Certified Occupational Therapy Assistant at PHC
Client Service Admin at Benefit Review Services
CNA at Villa St. Benedict
Critical Care Assistant at Bronson
Customer Service Associate at Michigan Orthopedic Surgeons
Customer Service Specialist at RWE Healthy Living
Dialysis Clinical Technician at HF
Direct Care Professional at Center for Disability Services
Executive Search Recruiter Associate at Lonergan Partners
Health Administrator at Exalta Health
Health and Wellness Coach at The Wellness Collective
Home Health Aide at Care N Assist of Kalamazoo

Home Health Care Provider at Integrity Back and Brain LLC
Intern at Smile Savers
Laboratory Clinical Assistant at Bronson
Medical Receptionist at DuPage Medical Group
Medical Scribe at Scribe America
Membership Specialist at Auto Club Group
Nurse at Prince Mutab bin Abdulaziz Hospital
Office Coordinator at West Michigan Rehabilitation
Office Staff at Twenty Hands
Patient Access Rep at McLaren Health Care
Patient Care Assistant at Beaumont Health
Patient Care Assistant at Bronson
Patient Service Associate at Ascension
Patient Services Rep at ZOLL Medical Corporation
Phlebotomist at Grifols Biomat USA
Pre Authorization at r1
Program Assistant at Michigan State University
Research Associate at Charles River Laboratories
Staffing Coordinator at WSI
Supervisor at HomeLife
Supply Coordinator at Beaumont Health

Continuing Education

Masters in Applied Behavioral Analysis at Ball State
Masters in Epidemiology at Oakland University
Masters in Nursing at Mount St. Joseph University
Masters in Occupational Therapy at Davenport
Masters in Occupational Therapy at WMU

Masters in Physician Assistant at Eastern Michigan
Masters in Physician Assistant at WMU
Masters in Public Health at WMU
Masters in Social Work at University of Michigan

Integrative Holistic Health and Wellness

100% of degree recipients were actively engaged.

	count	percent
Actively Engaged	6	100%
Employed full time	4	67%
Continuing education	2	33%

Full-time Employment

- 100% were employed in Michigan.
- 88% had a job related to their degree.
- 75% were satisfied with their job.

Job Titles and Employers

Associate Professor/Counselor at Grand Rapids Community College

Case Manager at Easterseals Michigan

Member and Community Mobilizer/State Affiliate Political Organizer at American Federation of Teachers MI

Social Worker at Care Resources PACE

Continuing Education

Masters in Counselor Education at WMU

Survey Population

	Graduates	Responses
Certificate	8	6 (75%)

Interdisciplinary Health Sciences 2017-18 & 2018-19

100% of degree recipients were actively engaged.

	count	percent
Actively Engaged	11	100%
Employed full time	10	91%
Military service	1	9%

Full-time Employment

- Median salary was \$70,000 to \$75,000 (8 responses from 2017-19 & 2018-19).
- 41% were employed in Michigan.
- 93% had a job related to their degree.
- 100% were satisfied with their job.

Survey Population

	Graduates	Responses
Doctoral (17-18 & 18-19)	12	11 (92%)

Job Titles and Employers

Assistant Professor at Colorado School of Public Health
Assistant Professor at Saint Xavier University
Blind Rehabilitation Specialist at Edward Hines Jr. VA
Program Director at Wayne State University



Miriam Carroll-Alfano
Ph.D. in interdisciplinary health sciences, 2018
Assistant Professor at Saint Xavier University

"Some students know their career path from a young age and follow it all the way through. Others are less certain about what they want to do. I was one of those uncertain students. I got my bachelor's degree, but didn't have a clear path. I worked for a couple of years and met with a career counselor. He introduced me to speech-language pathology. I earned my master's degree, and eventually got my Ph.D.

It is important to be persistent and find something you like to do. Use all of the resources that are available, such as career counseling. Talk to people in different careers. There is usually a career out there for everyone, you just have to find it."

Nursing

94% of undergraduate and 100% of graduate degree recipients were actively engaged.

	Undergraduate		Graduate degrees	
	count	percent	count	percent
Actively Engaged	83	94%	5	100%
Employed full time	78	89%	5	100%
Continuing education	3	3%		
Military service	2	2%		
Not Actively Engaged	5	6%		
Looking for work	4	5%		
Personal commitments	1	1%		

Full-time Employment

- Median salary for undergraduate degrees was \$55,000 to \$60,000 (59 responses).
- Median salary for graduate degrees was \$70,000 to \$75,000 (5 responses).
- 85% were employed in Michigan.
- 99% had a job related to their degree.
- 100% were satisfied with their job.

Survey Population

	Graduates	Responses	
All degrees	130	93	(72%)
Bachelor's	125	88	(70%)
Master's	5	5	(100%)



**Katelyn Mater, Bachelor of Science in Nursing, 2019
RN BSN at St. Joseph Regional Medical Center**

"Get all the experience you can. I worked at a nursing home in the dementia ward before my externship on the OB unit at Bronson Battle Creek. Having the opportunity to work with different patient populations while I was still in school helped me feel more confident in my practice and decide what type of patients I wanted to work with when I graduated."

Nursing

Job Titles and Employers

2LT RN at U.S. Army
Assistant Nurse Manager at Battle Creek VA
BSN Home Dialysis Program Manager at Fresenius
Medical Care Dialysis Provider
Case Supervisor at Health Partners
Clinical Nurse at Northwestern Medicine
Emergency Room RN at Bronson
Graduate Nurse at Ascension
Graduate Nurse at Bronson
NCCU RN at Bronson
Nurse at Ascension
Nurse at Bronson
Nurse at Graves Gilbert Clinic
Nurse at Mayo Clinic
Nurse at Memorial Sloan-Kettering Cancer Center
Nurse at Spectrum Health
Nurse at University of Michigan Hospital
Oncology Nurse at Mid-Michigan Hospital
Patient Safety and Quality Coordinator at Bronson
Psychology Technician at Oaklawn Hospital
Registered Nurse at Ascension
Registered Nurse at Beaumont Health
Registered Nurse at BMH
Registered Nurse at Bronson
Registered Nurse at Brown Rehabilitation

Registered Nurse at Conexus MedStaff
Registered Nurse at Department of Veterans Affairs
Registered Nurse at Detroit Medical Center
Registered Nurse at Henry Ford Allegiance Health
Registered Nurse at Holland Hospital
Registered Nurse at Hurley Medical Center
Registered Nurse at Lakeland Health
Registered Nurse at Loyola University Medical
Center
Registered Nurse at Mary Free Bed Rehabilitation
Registered Nurse at Mercy Health
Registered Nurse at Metro Health Hospital
Registered Nurse at Michigan Medicine
Registered Nurse at Norwegian American Hospital
Registered Nurse at Saint Joseph Mishawaka
Medical Center
Registered Nurse at Spectrum Health
Registered Nurse at St. Joseph Medical Center
Registered Nurse at Sutter Health
Registered Nurse at SWMIC
Senior RN at Lakeland Health
Staff RN at Bronson
Surgery Circulatory Nurse at Bronson
Unit Coordinator at Bronson

Channan Kositzke, Bachelor of Science in Nursing, 2018 Clinical Care Coordinator at Health Partners Inc.

"Use your Bronco education as a foundation and continue to grow and develop.
Consider continuing your education toward a terminal degree, nurses need a
seat at the table to make the greatest impact for future patients and to advance
the nursing practice."



Occupational Therapy

100% of undergraduate and 88% of graduate degree recipients were actively engaged.

	Undergraduate		Graduate degrees	
	count	percent	count	percent
Actively Engaged	15	100%	60	88%
Employed full time			49	72%
Continuing education	15	100%	11	16%
Not Actively Engaged			8	12%
Looking for work			6	9%
Personal commitments			2	3%

Full-time Employment

- Median salary for graduate degrees was \$65,000 to \$70,000 (14 responses).
- 65% were employed in Michigan.
- 100% had a job related to their degree.
- 88% were satisfied with their job.

Survey Population

	Graduates	Responses	
All degrees	140	83	(59%)
Bachelor's	47	15	(32%)
Master's	93	68	(73%)

Job Titles and Employers

OT at 411 Therapy	OT at North Platte Physical Therapy
OT at Accelerated Rehabilitation Centers	OT at NovaCare Kids
OT at American Senior Communities	OT at Oahu Home Healthcare
OT at Cincinnati Children's Hospital	OT at OT By The Bay
OT at Concept Rehab	OT at Rehabcare
OT at Delta Healthcare Providers	OT at Renewal Rehab
OT at Detroit Institute for Children	OT at Spectrum Health
OT at Functional pathways	OT at State of Michigan
OT at Goodfellow Occupational Therapy	OT at Synergy Medical Staffing
OT at HCR Manor Care	OT at The Shoreline Center
OT at Henry Ford Allegiance Health	OT at Therapy Playground
OT at Hillmann Pediatric Therapy	OT at TriStar Hendersonville Medical Center
OT at Hopebridge Autism Therapy Center	OT at University of Michigan Hospital
OT at Little Steps Pediatric Physical Therapy	OT at Wayne-Westland Community Schools
OT at Marshall Nursing and Rehabilitation	OT at Whittier rehab hospital
OT at Memorial Hospital	OT Fellow at Chicago Medicine
OT at Motus Rehabilitation	Pediatric OT at Children's Therapy Center
OT at MPJ Occupational Therapy	School OT at EBS Healthcare
OT at My Left Foot Children's Therapist	Travel OT at Med Travelers
OT at Neurorestorative	

Physician Assistant

100% of degree recipients were actively engaged.

	count	percent
Actively Engaged	33	100%
Employed full time	32	97%
Continuing education	1	3%

Full-time Employment

- Median salary was \$105,000 to \$110,000 (13 responses).
- 78% were employed in Michigan.
- 100% had a job related to their degree.
- 100% were satisfied with their job.

Job Titles and Employers

Physician Assistant at Ascension
Physician Assistant at Aspirus Ironwood Hospital and Clinics
Physician Assistant at Bronson
Physician Assistant at DayOne family healthcare
Physician Assistant at ER One
Physician Assistant at Lakeland Health
Physician Assistant at Mayo Clinic
Physician Assistant at Mercy Health
Physician Assistant at Michigan Urgent Care
Physician Assistant at Montefiore Health System
Physician Assistant at Northern Navajo Medical Center
Physician Assistant at Orthopedic Associates of Port Huron
Physician Assistant at Piedmont Hospital
Physician Assistant at Pioneer Medical Group
Physician Assistant at Rochester Center for Behavioral Medicine
Physician Assistant at Rochester Hills Urgent Care
Physician Assistant at Stonegate Dermatology of Lakeland
Physician Assistant at The Psychiatry and Psychology Center
Physician Assistant at University of Michigan Hospital
Physician Assistant at Veterans Association
Physician Assistant -C, Emergency Medicine at SWMES
Physician Assistant -Orthopedic Surgery at Ascension

Survey Population

	Graduates	Responses	
Master's	33	33	(100%)

Public Health

100% of degree recipients were actively engaged.

	count	percent
Actively Engaged	11	100%
Employed full time	9	82%
Continuing education	1	9%
Volunteering full time	1	9%

Full-time Employment

- 100% were employed in Michigan.
- 63% had a job related to their degree.
- 71% were satisfied with their job.

Job Titles and Employers

Director of Compliance and Enforcement at Pokagon Band Gaming Commission

Program Supervisor at YWCA

Project Consultant at Blue Cross Blue Shield

Project Coordinator at Michigan Department of Health and Human Services

Public Health Consultant and Evaluator at Michigan Department of Health and Human Services

Social Services Specialist at Michigan Department of Health and Human Services

STD Health Coordinator at Kalamazoo County Government

Strategic Planning Analyst at Bronson

Continuing Education

Masters in Physician Assistant at University of Detroit Mercy

Survey Population

	Graduates	Responses	
Master's	16	11	(69%)

Social Work

95% of undergraduate and 95% of graduate degree recipients were actively engaged.

	Undergraduate		Graduate	
	count	percent	count	percent
Actively Engaged	35	95%	104	95%
Employed full time	22	59%	99	91%
Employed part time	1	3%	2	2%
Continuing education	11	30%	3	3%
Volunteering full time	1	3%		
Not Actively Engaged	2	5%	5	5%
Looking for work	2	5%	2	2%
Personal commitments			3	3%

Full-time Employment

- Median salary for undergraduate degrees was \$30,000 to \$35,000 (7 responses).
- Median salary for graduate degrees was \$40,000 to \$45,000 (55 responses).
- 95% were employed in Michigan.
- 96% had a job related to their degree.
- 88% were satisfied with their job.

Survey Population

	Graduates	Responses	
All degrees	226	146	(65%)
Bachelor's	72	37	(51%)
Master's	154	109	(71%)



Tiye' Taylor, Bachelor of Social Work, 2019
Emergency Department Technician at Ascension

"Talk to your counselors, professors, friends, etc. Make sure you network with others so you'll have a job in mind or lined up. Give yourself time to truly think about what you want to do and what type of person you want to be. Give yourself time to think, breathe and grow."

Joshua Thelen, Master of Social Work, 2019
Adult Case Manager at Montcalm Community Health

"I work with adults in the community to assist in making goal oriented plans of service to enhance quality of life and health care needs."



Katherine Reeber, Master of Social Work, 2019
Crisis Service Professional at Washtenaw County CMH

"The most rewarding part of my job is using my clinical judgement and advocating for clients' best outcomes; collaborating with the larger community for clients' safety; and serving a variety of clients and their needs."

Social Work

Job Titles and Employers

Adult Case Manager at Montcalm Care Network
Behavioral Health Therapist at Eaton Behavioral Health
Behavioral Health Therapist at Family Health Center
Case Manager at Area Agency on Aging
Case Manager at Easterseals Michigan
Case Manager at Summit Pointe
Case Manager Supervisor at Bethany Christian Services
Children's Care Specialist at Community Mental Health
Children's Counselor at Haven Women's Shelter
Clinical Social Worker at Metro Health
Clinical Social Worker at Northwest Counseling
Clinical Social Worker at Desert Streams Counseling
Clinical Specialist at ProtoCall Services
Counselor at Heritage Clinic for Women
Crisis Clinician at Ottawa County Mental Health
Crisis Service Professional at Washtenaw County CMH
Domestic Assault Response Team Worker at 61st District
Drug Court Case Manager at 9th Circuit Court
Foster Care Case Manager at Samaritas
Foster Home Licensing Specialist at D.A. Blodgett
Master Level Clinician at HealthWest
Medical Social Worker at State of Michigan
Mental Health Case Manager at Cascade AIDS Project
Mental Health Specialist at GFM Synergy
Mental Health Therapist at Grand Rapids Public Schools
Middle School Advisor at Highpoint Virtual Academy

PACT Social Worker at Department of Veterans Affairs
Refugee Case Manager at Samaritas
Restorative Justice Interventionist at KPS
Selther Care Worker at Catholic Charities West Michigan
Site Coordinator at Communities in Schools
Social Worker at Care Resources PACE
Social Worker at Catholic Charities West Michigan
Social Worker at Community Healing Centers
Social Worker at Disability Network
Social Worker at Pine Rest
Social Worker at Portage Public Schools
Social Worker at Summit Pointe
Social Worker at Spectrum Health
Substance Abuse Clinician at InterAct of Michigan
Substance Abuse Counselor at Victory Clinical Services
Teen Success Coach at PULSE of Pittsburgh
Therapist at Health for Life
Therapist at Kara Lee and Associates
Therapist at Logan Autism Center
Therapist at Michigan Department of Corrections
Therapist at Oaklawn Hospital
Therapist at YWCA
Wraparound Coordinator at Summit Pointe
Youth Development Worker at Communities in Schools
Youth Success Coach at Kinexus Group

Continuing Education

Masters in Social Work at University of Illinois
Masters in Social Work at University of Michigan

Masters in Social Work at WMU



Johnny Anderson III, Bachelor of Social Work, 2019
Community Outreach Coordinator at Family Health Center

"Never lose sight of what is important to you, despite what everyone else is doing. Be true to yourself. Be willing to do what no one else wants to do. Reflect, Reflect, Reflect, and Reflect some more."

Shacara Burrell, MSW, 2019
Mental Health Specialist at GFM Synergy
and Intern at Kalamazoo Defender

"Community service and volunteering assisted me in preparing for my career. Education alone is not enough. It is necessary to put yourself in the real world and to grasp an understanding of how things work outside of the school. The more experience and personal exposure you have, the broader your perspective will be."



Speech Pathology and Audiology

95% of undergraduate and 82% of graduate degree recipients were actively engaged.

	Undergraduate		Graduate degrees	
	count	percent	count	percent
Actively Engaged	18	95%	23	82%
Employed full time	1	5%	23	82%
Continuing education	17	89%		
Not Actively Engaged	1	5%	5	18%
Looking for work	1	5%	5	18%

Full-time Employment

- Median salary for graduate degrees was \$55,000 to \$60,000 (15 responses).
- 71% were employed in Michigan.
- 100% had a job related to their degree.
- 100% were satisfied with their job.

Survey Population

	Graduates	Responses
All degrees	60	47 (78%)
Bachelor's	27	19 (70%)
Master's	29	24 (83%)
Doctoral	4	4 (100%)

Job Titles and Employers

Audiologist at Charlotte Eye ENT Associates
 Audiologist at Holland Doctors of Audiology
 Audiologist at Michigan Ear Institute
 Speech Language Pathologist at Advanced Travel
 Speech Language Pathologist at Beth Ingram
 Therapy Services
 Speech Language Pathologist at Colorado Springs
 School District 11
 Speech Language Pathologist at Detroit Public
 Schools Community District
 Speech Language Pathologist at E. Lansing Schools

Speech Language Pathologist at Eastpointe
 Community Schools
 Speech Language Pathologist at Encore Rehab
 Speech Language Pathologist at Ferndale Schools
 Speech Language Pathologist at Game Changer
 Pediatric Therapy Services
 Speech Language Pathologist at Huron ISD
 Speech Language Pathologist at KPS
 Speech Language Pathologist at Saginaw ISD
 Speech Language Pathologist at Soliant


Continuing Education

Masters in Speech Language Pathology at MSU
 Masters in Speech Language Path at Wayne State
 Masters in Speech Language Pathology at West
 Virginia University

Masters in Speech Language Pathology at WMU
 Masters in Speech, Language and Hearing Sciences
 at Andrews University

Elise Drager, Doctor of Audiology, 2019 Audiologist at Michigan Ear Institute

"Always put your best foot forward and make the most out of every clinical opportunity you are given. It is so important that you take advantage of the time you are given to grow and learn under direct supervision of professionals in our field. Be sure to push yourself out of your comfort zone, ask a lot of questions, and establish good relationships with the supervisors you work with. You never know what kind of opportunities may arise from the people you connect with along the way!"



Interdisciplinary Programs



Health Informatics and Information Management	188
University Studies	189

Health Informatics and Info Management

86% of degree recipients were actively engaged.

	count	percent
Actively Engaged	6	86%
Employed full time	5	71%
Continuing education	1	14%
Not Actively Engaged	1	14%
Looking for work	1	14%

Full-time Employment

- 75% were employed in Michigan.
- 75% had a job related to their degree.

Job Titles and Employers

Client Account Manager at Streamline Healthcare Solutions
Customer Support Specialist at Streamline Healthcare Solutions
Pathology Data Coordinator at Charles River Laboratories

Continuing Education

Masters in Healthcare Administration at WMU

Survey Population

	Graduates	Responses	
Bachelor's	7	7	(100%)

University Studies

92% of degree recipients were actively engaged.

	count	percent
Actively Engaged	115	92%
Employed full time	92	74%
Employed part time	4	3%
Continuing education	16	13%
Military service	2	2%
Volunteering full time	1	1%
Not Actively Engaged	10	8%
Looking for work	9	7%
Personal commitments	1	1%

Full-time Employment

- Median salary was \$40,000 to \$45,000 (49 responses).
- 81% were employed in Michigan.
- 50% had a job related to their degree.
- 85% were satisfied with their job.

Survey Population

	Graduates	Responses
Bachelor's	234	125 (53%)

Ray Dixon, Bachelor of Science in university studies, 2019 Customer Service Associate at Bronson

"Always meet with your advisors; if you cannot meet in person, make a phone appointment. They will discuss and place you in classes you need. In class, exchange your contact information with your classmates so that you can be informed on classwork and other updates. Plus, that is a great way to make new connections and friends."



Vincent Miller, Bachelor of Arts in addiction studies, 2018 CADC, CPRM, Recovery Coach, Peer Support at Community Healing Center

"Do something that brings you joy, that excites you and energizes you. Strive to be reasonably happy with your career and supremely happy in your life. Also know that no matter what you do, there will be days when it feels laborious, draining, and not great. That's OK. That's normal. That's life. That's adulting."

University Studies

Job Titles and Employers

Account Coordinator at Creative Office Pavilion
Aircraft Maintenance Supervisor at NC National Guard
Assistant Director at WMU
Assistant Teacher at Milestones
Associate Business Manager at Maximum H2O
Athlete at Detroit Red Wings
Behavior Technician at Centria Healthcare
Behavioral Technician at Developmental Enhancement Behavior Health
BMS/EHS Coordinator at Bleistahl NA LP
Business Associate at Ascension
Capital Agent at David Allen Capital
Client Insights Team Leader at Info Resource
Custom Support Manager at LogiQuip
Customer Service Associate at Bronson
Customer Service Manager at Homes for Hope
Database Marketing Specialist at Four Winds Casino
Development Manager at Our Hope Association
Director of Athletics and Community Recreation at Fennville Public Schools
Director of Business Development at H & H Landscape Supply
Executive Administrative Assistant at MPRO
Family Support Partner at Integrated Services of Kalamazoo
Field Sample Technician at PSI Labs
Finance and Accounting Officer at U.S. Army
Financial Analyst at State of Michigan
Financial Representative at Stryker
General Manager at Best Buy
Inside Sales at Gordon Food Service

IT System Support Specialist at Landscape Forms
Lead Certified Nursing Assistant at Lexington Health Network
Lead Disc Jockey at Moments In Time Disc Jockeys
Lean Coordinator at Kenco Logistics
Medical Scientist at Promedica Coldwater Regional Hospital
National Sales Manager at Tac Sales
Operations Manager at FedEx
Patient Service Representative at MedData
Practice Director at Family Health Center
Practice Support Assistant at Bronson
Printer at Graphic Packaging International
Procurement at BASF
Program Specialist, Strategic Workforce Initiatives at Texas Workforce Commission
Quality Analyst at Auto-Owners Insurance
Recovery Coach at Community Healing Centers
Sales Associate at Aflac
Senior Account Manager at Edge Creative Group
Senior Project Manager at Randall
Senior Sales Consultant at Eugenie Terrace
Senior T&E Analyst at Stryker
Service Engineer at Ewie, Co. Inc.
Skill Building Technician at ROI
Solutions Specialist at Verizon Wireless
Store Leader at Game Stop
Team Lead - Business Services at Ascension
Territory Manager of Sales at BARD Medical
Veterinary Assistant at VCA Southwest Michigan
Volunteer Coordinator / Veteran Liaison at SouthernCare Hospice

Continuing Education

Masters in Coaching at WMU
Masters in Counseling Psychology at WMU
Masters in Educational Instructional Technology at University of Maine
Masters in HESA at WMU
Masters in Neuroscience at Ohio State University
Masters in Public Administration at Wayne State

Masters in Public Affairs at American University
Masters in Public Health at Indiana University
Masters in Religion at WMU
Masters in School Counseling at GVSU
Masters in Social Work at Fordham University
MBA at WMU

Lee Honors College



Lee Honors College

WESTERN MICHIGAN UNIVERSITY

"The Lee Honors College classes, including the Study in the States program, were incredibly beneficial to my development as a student."

Lee Honors College

96% of all Lee Honors College graduates were actively engaged.

	count	percent
Actively Engaged	111	96%
Employed full time	62	53%
Employed part time	2	2%
Continuing education	46	40%
Volunteering full time	1	1%
Not Actively Engaged	5	4%
Looking for work	4	3%
Personal commitments	1	1%

Survey Population

The Post-Graduation Activity Survey was sent to 138 students who earned a bachelor's degree from Lee Honors College between August 2018 and June 2019. We obtained data for 116 graduates (84%).

Full-time Employment

- Median salary range was **\$40,000-\$45,000**
- 68% were employed in Michigan.
- 95% had a job related to their degree.
- 92% were satisfied with their job.

Continuing Education

- 40% of LHC respondents are pursuing further education.
- After graduation, 64% are pursuing master's degrees, 25% professional schools, 7% doctorates, 2% bachelors, and 2% associates.
- 48% are continuing education at WMU.

Experiential Education

- **83%** had an internship, co-op, practicum, or field experience where they applied what they were learning in the classroom.
- **71%** had a job where they applied what they were learning in the classroom.
- **100%** worked on a project that took a semester or more to complete.
- **93%** were very active in extracurricular activities and organizations.

100% of LHC graduates completed at least one experiential education activity.

Top Internship Employers

Ascension
Bronson

Cheff Center
DENSO

Gryphon Place
Kalamazoo Nature Center

Kalamazoo Public Schools
KRESA
WMU

Experiences at WMU

- **100%** had at least one instructor who made them excited about learning.
- **97%** felt that their instructors cared about them as a person.
- **83%** had a mentor who encouraged them to pursue their goals and dreams.
- **95%** said that their education and experience as a student at WMU prepared them for their profession.

Lee Honors College

Job Titles and Employers

Account Coordinator at Defero
Actor at Productions Plus - The Talent Shop
Admissions Counselor at WMU
Assistant Technical Designer at Express
Associate Engineer at Flowserve
Avian Field Ecologist at University of Georgia
Behavior Technician at Kalamazoo Autism Center
Bridge Program Engineer at MDOT
Category Analyst at Smucker's
Center Medical Specialist at Grifols Biomat USA
Children's Protective Services Specialist at Michigan
Department of Health and Human Services
Commercial Real Estate Agent at Midwest Realty
Community Engagement Manager at El Concilio
Dancer at Contexture Dance Detroit
Dancer at GroundWorks Dance Theater
Department Assistant at Oaklawn Hospital
Design Engineer at EN Engineering
Designer at GHD Partners
Designer at Seven Generations Architecture &
Engineering
Developer at Dow
District Operation Industrial Engineer at USPS
Elementary Teacher at Boone County Schools
Executive Search Recruiter Associate at Lonergan
Partners
First Officer at SkyWest Airlines
Fleet Analyst at Textron

General Music Teacher at Jenison Public Schools
Graphic Designer at The Marketing Shop
Interior Designer at SKP Design
Medical Scribe at UCLA Health
Microbiology Technician II at Eruofins Food
Integrity and Innovation
Nurse at Mayo Clinic
On Site Coordinator at City of Kalamazoo
Owner at Epic Fales Photography
Process Engineer at Denso
Process Engineer at Domtar
Project Manger at Doner
Project Manager at Filtra Systems
Project Manager at Koops Inc.
Recruiter at WMU
Registered Nurse at Beaumont Health
Registered Nurse at St. Joseph Medical Center
Researcher at Kercher Center for Social Research
Resource Athletic Trainer at Spectrum Health
Sales Development Representative at PayScale
Secondary Science Ed Teacher at Peace Corps
SEO Analyst at GTB
Special Assistant at Western Michigan University
Supply Planner at Kellogg's
Teacher at Lowell Area Schools
Technician at Whirlpool
Trainee at The Big Muddy Dance Company

Continuing Education

Masters in Accountancy at WMU
Masters in Aerospace Engineering at Purdue
Masters in Applied Behavior Analysis at WMU
Masters in Applied Math at WMU
Masters in Behavior Analysis at WMU
Masters in CECF at WMU
Masters in Chemistry at WMU
Masters in Psychology at Eastern Michigan
Masters in Counseling at Western Kentucky
Masters in Marketing Research at MSU

Masters in Medical Engineering at WMU
Masters in OT at Davenport University
Masters in Occupational Therapy at WMU
Masters in Psychology at WMU
Masters in Social Work at Ohio State University
Masters in Social Work at University of Michigan
Masters in Speech Language Pathology at MSU
Masters in Speech Language Pathology at West
Virginia University
Masters in Speech Pathology at WMU

National Salary Data

National Association of Colleges and Employers NACE Salary Data www.naceweb.org



National Salary Data

The National Association of Colleges and Employers (NACE) publishes salary surveys based on data obtained from higher education institutions participating in the NACE national First Destination Survey initiative and from employers. Below we offer salary medians from the most recent NACE Salary Surveys —Winter 2019 (data reported by employers), Summer 2019 and Fall 2019 (data reported by colleges and universities).

Bachelor's Degrees

<i>Major</i>	<i>Winter 2019 Median</i>	<i>Summer 2019 Median</i>	<i>Fall 2019 Median</i>
Accountancy	\$55,000	\$52,443	\$53,799
Advertising and Promotion	\$54,000	\$39,333	\$40,518
Aerospace Engineering	\$66,346	\$65,722	\$65,686
Anthropology	--	\$34,551	\$35,000
Applied Mathematics	--	\$65,400	\$75,660
Art	\$57,750	\$33,280	\$33,833
Biological Sciences	\$64,000	\$34,200	\$33,507
Biomedical Sciences	--	\$34,940	\$36,250
Biochemistry	--	\$38,750	\$44,713
Chemical Engineering	\$70,000	\$68,448	\$72,612
Chemistry	\$58,000	\$43,000	\$47,625
Civil Engineering	\$65,000	\$55,420	\$59,254
Communication	\$50,000	\$39,837	\$40,500
Computer Engineering	\$68,500	\$75,000	\$74,557
Computer Information Systems	\$62,350	\$59,450	\$58,678
Computer Science	\$66,673	\$76,788	\$86,104
Construction Engineering	--	\$62,440	\$64,572
Criminal Justice	--	\$36,549	\$36,986
Dance	\$57,750	\$30,720	\$38,600
Data Analytics	--	--	\$58,640
Dietetics	--	\$35,000	\$46,341
Economics	\$58,448	\$55,113	\$62,745
Economics: Business	--	\$52,250	\$51,400
Education	-	\$36,802	\$38,039
Electrical Engineering	\$69,000	\$68,275	\$72,993
Engineering Design Technology	\$65,000	--	\$61,868
English	\$57,750	\$34,208	\$39,166
English: Rhetoric and Writing Studies	--	\$35,714	\$36,800
Environmental and Sustainability Studies	\$64,500	\$39,288	\$30,000
Family and Consumer Sciences	--	\$34,500	\$33,543
Family Studies	--	\$33,537	\$30,000
Fashion Merchandising and Design	--	\$40,185	\$40,390
Film, Video, and Media Studies	--	\$40,781	\$46,667
Finance	\$57,750	\$53,750	\$56,251

National Salary Data

Bachelor's Degrees (cont.)

<i>Major</i>	<i>Winter 2019 Median</i>	<i>Summer 2019 Median</i>	<i>Fall 2019 Median</i>
Gender and Women's Studies	--	\$36,033	\$41,600
Geography	--	\$35,630	\$44,757
Geography--Community and Regional Planning	--	\$53,000	\$53,380
Geology	\$65,500	\$39,877	\$45,460
Global and International Studies	--	\$46,900	\$47,038
Graphic Design	--	\$41,339	\$39,320
Health and Physical Education	--	\$32,000	\$35,316
History	\$57,500	\$38,000	\$43,720
Human Resource Management	\$54,000	\$45,987	\$41,426
Industrial and Entrepreneurial Engineering	\$68,000	\$64,364	\$65,249
Integrated Supply Management	\$58,896	--	--
Healthcare Services and Sciences	--	\$41,300	\$43,848
Journalism	\$52,500	\$36,310	\$38,393
Management	\$55,500	\$50,107	\$54,498
Manufacturing Engineering Technology	\$68,000	\$56,000	\$56,990
Marketing	\$55,000	\$45,480	\$48,930
Mathematics	\$64,000	\$62,133	\$68,900
Mechanical Engineering	\$68,000	\$60,312	\$66,144
Music	\$57,750	\$35,167	\$38,500
Nursing	--	\$55,141	\$56,000
Philosophy	\$58,000	\$41,750	\$62,639
Physics	\$65,000	\$61,098	\$63,750
Political Science	\$57,750	\$42,612	\$47,300
Psychology	\$57,750	\$33,669	\$35,000
Public Relations	\$50,000	\$39,333	\$40,518
Recreation	--	\$32,000	\$34,377
Religion	--	\$34,734	\$37,500
Sales and Business Marketing	\$54,600	\$49,715	\$46,187
Social Work	\$57,500	\$31,774	\$33,902
Sociology	\$57,750	\$35,597	\$39,807
Special Education	--	\$38,755	\$41,531
Statistics	\$64,000	\$62,123	\$67,300
Theatre	--	\$27,300	\$29,860
University Studies	\$55,000	\$48,336	\$44,772
World Languages and Literatures	\$58,000	\$39,583	\$41,000

National Salary Data

Master's Degrees

<i>Major</i>	<i>Winter 2019</i>	<i>Summer 2019</i>	<i>Fall 2019</i>
Aerospace Engineering	\$83,750	\$75,942	\$76,593
Accountancy	\$65,000	\$53,878	\$54,496
Anthropology	--	\$40,000	\$62,500
Art	--	\$40,500	\$45,000
Applied Mathematics	--	\$77,500	--
Biological Sciences	\$72,000	\$56,500	\$48,928
Business Administration	\$80,000	\$75,000	\$74,350
Chemical Engineering	\$83,125	\$74,500	\$76,760
Chemistry	\$72,903	\$56,868	\$52,000
Civil Engineering	\$65,500	\$63,088	\$69,433
Communication	--	\$54,879	\$65,787
Comparative Religion	--	\$49,520	--
Computer Engineering	\$78,000	\$111,939	\$113,500
Computer Science	\$79,500	\$104,083	\$112,064
Counselor Education	--	\$46,153	\$51,867
Counseling Psychology	--	\$45,286	\$47,000
Economics	\$62,500	\$65,000	--
Electrical Engineering	--	\$85,823	\$116,863
Education	--	\$46,458	\$48,749
Educational Leadership	--	\$49,429	\$51,933
English	--	\$41,076	\$40,000
Evaluation, Measurement, and Research	--	\$40,315	\$48,749
Family and Consumer Sciences	--	\$37,000	\$46,500
Geography	--	\$53,000	\$41,000
Geology	--	\$38,633	\$48,040
History	--	\$39,402	
Industrial Engineering	--	\$71,133	\$63,480
Manufacturing Engineering	\$75,000	\$76,500	\$72,500
Mathematics	\$80,000	\$47,371	\$63,571
Mechanical Engineering	\$76,000	\$76,433	\$75,421
Music	--	\$41,200	\$44,875
Nursing	--	\$70,611	\$80,639
Philosophy	--	\$51,376	--
Physics	\$77,000	\$73,863	--
Political Science	--	\$45,007	\$50,000
Psychology	--	\$45,286	\$47,000
Public Administration	--	\$62,160	\$50,237
Social Work	--	\$45,480	\$46,606
Sociology	--	\$43,620	\$48,500
Special Education	--	\$45,577	\$44,642
Statistics	\$80,000	\$77,000	\$89,250
Theatre	--	\$38,380	\$31,000

National Salary Data

Doctoral Degrees

<i>Major</i>	<i>Winter 2019 Median</i>	<i>Summer 2019 Median</i>	<i>Fall 2019 Median</i>
Aerospace Engineering	--	\$91,080	\$97,563
Anthropology	--	\$56,333	
Biological Sciences	--	\$52,500	\$54,375
Chemical Engineering	\$104,000	\$94,103	\$96,668
Chemistry	--	\$60,170	\$72,083
Civil Engineering	--	\$63,214	\$69,636
Computer Engineering	\$102,000	\$107,410	\$103,500
Computer Science	\$102,000	\$136,333	\$114,600
Counselor Education	--	\$52,063	\$67,750
Counseling Psychology	--	\$52,063	\$58,375
Economics	--	\$84,218	\$82,167
Education	--	\$71,799	\$70,000
Educational Leadership	--	\$76,111	\$72,550
Electrical Engineering	\$100,000	\$114,375	\$112,260
English	--	\$51,000	\$50,550
Geography	--	\$69,164	--
Geology	--	\$65,143	--
History	--	\$50,585	\$82,800
Industrial Engineering	--	\$90,750	\$91,166
Mathematics	\$100,000	\$65,229	\$70,432
Mechanical Engineering	\$102,000	\$90,342	\$86,060
Philosophy	--	\$48,000	\$41,200
Physics	--	\$63,589	\$73,411
Political Science	--	\$63,750	--
Psychology	--	\$52,438	\$59,108
Public Administration	--	\$68,000	--
Social Work	--	\$59,409	--
Sociology	--	\$68,226	\$66,000
Statistics	\$100,000	\$86,200	\$90,575