

Western Michigan University
Value of External Funding Submissions, Awards, and Expenditures
By College/By Department

| FY 2017-18 through JUNE 30, 2018 | Submissions (\$) | Submissions (#) | Awards (\$) | Awards (#) | Expenditures |
|---|-------------------------|------------------------|---------------------|-------------------|---------------------|
| College of Arts and Sciences | 23,934,655.00 | 116 | 4,675,312.97 | 62 | 5,866,465.40 |
| Africana Studies | 0.00 | 0 | 0.00 | 0 | 0.00 |
| Anthropology | 4,992.00 | 1 | 458,556.00 | 2 | 138,107.64 |
| Biological Sciences | 5,944,410.00 | 17 | 1,086,863.00 | 7 | 901,101.54 |
| Center for the Humanities | 0.00 | 0 | 0.00 | 0 | 1,410.29 |
| Ctr for Res/Inst Change in Postsecondary Ed | 0.00 | 0 | 0.00 | 0 | 25,902.95 |
| Chemistry | 1,881,412.00 | 8 | 35,000.00 | 3 | 305,519.23 |
| College of Arts and Sciences | 81,241.00 | 1 | 0.00 | 0 | 0.00 |
| Comparative Religion | 0.00 | 0 | 0.00 | 0 | 0.00 |
| Economics | 321,792.00 | 4 | 63,194.00 | 2 | 58,209.34 |
| English | 20,240.00 | 2 | 0.00 | 0 | 23,047.02 |
| Environmental and Sustainability Studies | 60,000.00 | 1 | 0.00 | 0 | 0.00 |
| Gender and Women's Studies | 0.00 | 0 | 0.00 | 0 | 0.00 |
| Geography (includes W.E. Upjohn Center) | 826,638.00 | 3 | 0.00 | 0 | 78,751.33 |
| Geological and Environmental Sciences | 2,185,147.00 | 17 | 1,062,447.00 | 13 | 1,027,661.49 |
| History | 93,224.00 | 1 | 0.00 | 0 | 21,519.94 |
| Kercher Center for Social Research | 15,021.00 | 1 | 35,946.00 | 2 | 32,225.63 |
| Mallinson Institute for Science Education (MISE) | 907,460.00 | 12 | 49,944.00 | 2 | 97,198.60 |
| Mathematics | 268,667.00 | 3 | 42,000.00 | 1 | 219,847.73 |
| Medieval Institute | 0.00 | 0 | 0.00 | 0 | 0.00 |
| Philosophy | 196,042.00 | 1 | 0.00 | 0 | 84,310.75 |
| Physics | 4,581,519.00 | 11 | 640,310.00 | 7 | 575,726.40 |
| Political Science | 0.00 | 0 | 0.00 | 0 | 0.00 |
| Psychology | 3,072,153.00 | 23 | 985,171.88 | 13 | 1,465,488.20 |
| SAMPI | 257,188.00 | 1 | 161,768.00 | 5 | 691,049.81 |
| School of Communication | 1,532,008.00 | 1 | 0.00 | 0 | 0.00 |
| School of Public Affairs and Administration | 995,284.00 | 1 | 0.00 | 0 | 0.00 |
| Sociology | 190,290.00 | 6 | 54,113.09 | 5 | 118,008.87 |
| Spanish | 499,927.00 | 1 | 0.00 | 0 | 0.00 |
| Statistics | 0.00 | 0 | 0.00 | 0 | 1,378.64 |
| World Languages & Literatures | 0.00 | 0 | 0.00 | 0 | 0.00 |
| College of Aviation | 836,620.00 | 4 | 192,974.00 | 2 | 164,234.11 |
| College of Education and Human Development | 39,488,612.00 | 24 | 9,079,047.61 | 20 | 4,826,111.84 |
| Academic Advising | 0.00 | 0 | 232,265.00 | 1 | 249,208.96 |
| Ctr for Educational Leadership and Policy (CELP) | 0.00 | 0 | 0.00 | 0 | 0.00 |
| Ctr for Res/Inst Change in Postsecondary Ed | 454,834.00 | 2 | 2,123,886.00 | 7 | 425,210.63 |
| College of Education and Human Development | 100,000.00 | 1 | 0.00 | 0 | 0.00 |
| Counselor Education and Counseling Psychology | 0.00 | 0 | 199,889.00 | 1 | 231,687.22 |
| Educational Leadership, Research and Technology | 38,118,744.00 | 12 | 5,623,088.00 | 6 | 2,549,982.93 |
| Family and Consumer Sciences | 186,296.00 | 1 | 0.00 | 0 | 10,099.98 |
| Human Performance and Health Education | 365,800.00 | 4 | 0.00 | 0 | 341,810.95 |
| Special Education and Literacy Studies | 126,985.00 | 2 | 761,818.00 | 3 | 971,674.16 |
| Teaching, Learning and Educational Studies | 135,953.00 | 2 | 138,101.61 | 2 | 46,437.01 |
| College of Engineering and Applied Sciences | 22,528,138.00 | 98 | 1,821,588.01 | 36 | 4,025,438.26 |
| CAPE Center | 0.00 | 0 | 0.00 | 0 | 0.00 |
| CAVIDS Center | 0.00 | 0 | 102,375.00 | 3 | 53,277.60 |
| Chemical and Paper Engineering | 2,978,791.00 | 11 | 8,530.00 | 2 | 78,510.47 |
| Civil and Construction Engineering | 1,119,115.00 | 8 | 504,278.01 | 6 | 1,524,162.38 |
| College of Engineering and Applied Sciences | 0.00 | 0 | 65,195.00 | 1 | 241,798.93 |
| Computer Science | 5,802,600.00 | 13 | 8,000.00 | 1 | 235,413.36 |
| Electrical and Computer Engineering | 4,767,927.00 | 22 | 266,435.00 | 6 | 452,923.47 |
| Eng Design, Manufacturing & Mgmt Systems | 1,596,740.00 | 6 | 119,985.00 | 3 | 142,754.69 |
| Industrial & Entrepreneurial Engineering & Eng Mgmt | 1,228,694.00 | 11 | 140,622.00 | 6 | 252,923.90 |
| Mechanical and Aeronautical Engineering | 5,034,271.00 | 27 | 606,168.00 | 8 | 1,043,673.46 |

| | | | | | |
|--|----------------------|-----------|---------------------|-----------|---------------------|
| College of Fine Arts | 26,945.00 | 3 | 2,398.00 | 1 | 7,727.57 |
| Art | 1,483.00 | 1 | 0.00 | 0 | 0.00 |
| Dance | 0.00 | 0 | 0.00 | 0 | 0.00 |
| Music | 21,465.00 | 1 | 0.00 | 0 | 0.00 |
| Theatre | 3,997.00 | 1 | 2,398.00 | 1 | 7,727.57 |
| Graduate College | 172,926.00 | 1 | 103,735.00 | 1 | 280,016.87 |
| Haworth College of Business | 751,501.00 | 9 | 455,000.00 | 3 | 494,779.23 |
| Accountancy | 0.00 | 0 | 0.00 | 0 | 0.00 |
| Business Information Systems | 14,999.00 | 1 | 0.00 | 0 | 8,231.64 |
| Finance and Commercial Law | 0.00 | 0 | 0.00 | 0 | 0.00 |
| Haworth College of Business | 736,502.00 | 8 | 455,000.00 | 3 | 486,547.59 |
| Management | 0.00 | 0 | 0.00 | 0 | 0.00 |
| Marketing | 0.00 | 0 | 0.00 | 0 | 0.00 |
| Military Science and Leadership | 0.00 | 0 | 0.00 | 0 | 0.00 |
| College of Health and Human Services | 12,222,145.00 | 71 | 5,020,088.74 | 42 | 4,321,444.21 |
| Blindness and Low Vision Studies | 557,166.00 | 2 | 663,018.00 | 4 | 934,533.10 |
| Center for Disability Services | 0.00 | 0 | 2,277,887.40 | 4 | 0.00 |
| Center for Excellence in Gerontology | 378,231.00 | 1 | 0.00 | 0 | 34,145.40 |
| Center for Fostering Success | 0.00 | 0 | 0.00 | 0 | 272,452.03 |
| Center for Health Data, Analysis and Mapping | 0.00 | 0 | 0.00 | 0 | 30,837.60 |
| College of Health and Human Services | 0.00 | 0 | 0.00 | 0 | 0.00 |
| Interdisciplinary Health Programs | 2,489,442.00 | 42 | 1,452,476.34 | 28 | 1,437,578.34 |
| Interdisciplinary Health Sciences | 0.00 | 0 | 0.00 | 0 | 0.00 |
| Occupational Therapy | 1,840,609.00 | 7 | 475,248.00 | 2 | 270,614.75 |
| Physical Therapy | 120,596.00 | 1 | 0.00 | 0 | 0.00 |
| Physician Assistant | 2,160,941.00 | 1 | 106,959.00 | 1 | 126,999.74 |
| School of Nursing (Bronson) | 30,623.00 | 2 | 0.00 | 0 | 464,399.53 |
| School of Social Work | 4,644,537.00 | 15 | 28,800.00 | 2 | 726,014.41 |
| Speech Pathology and Audiology | 0.00 | 0 | 15,700.00 | 1 | 23,869.31 |
| Lee Honors College | 0.00 | 0 | 0.00 | 0 | 0.00 |
| Provost and Vice President for Academic Affairs | 1,321,298.00 | 6 | 1,097,608.22 | 12 | 2,511,623.02 |
| Academic Skills Center | 0.00 | 0 | 0.00 | 0 | 0.00 |
| Admission | 0.00 | 0 | 0.00 | 0 | 0.00 |
| Archives and Regional History Collection | 0.00 | 0 | 0.00 | 0 | 0.00 |
| Ctr for Academic Success Programs | 0.00 | 0 | 300,629.00 | 1 | 403,406.62 |
| Ctr for Res/Inst Change in Postsecondary Ed | 0.00 | 0 | 0.00 | 0 | 779,777.00 |
| College of Education and Human Development | 0.00 | 0 | 0.00 | 0 | 3,373.63 |
| Enrollment Management | 0.00 | 0 | 0.00 | 0 | 120,038.89 |
| Enrollment Mgmt Pre-College Programming | 0.00 | 0 | 483,556.55 | 5 | 603,650.77 |
| Financial Aid and Scholarships (Student) | 0.00 | 0 | 0.00 | 0 | 0.00 |
| Haenicke Institute for International Studies | 551,462.00 | 2 | 125,801.00 | 1 | 255,344.42 |
| Haworth College of Business | 0.00 | 0 | 35,302.67 | 2 | 197,660.07 |
| Institute for the Study of Race and Ethnic Relations | 11,160.00 | 1 | 0.00 | 0 | 0.00 |
| Institutional Effectiveness | 0.00 | 0 | 0.00 | 0 | 0.00 |
| Office of Information Technology | 0.00 | 0 | 0.00 | 0 | 0.00 |
| Office of Sustainability | 0.00 | 0 | 0.00 | 0 | 3,795.84 |
| Provost and Vice President for Academic Affairs | 0.00 | 0 | 14,000.00 | 1 | 6,143.10 |
| University Libraries | 620,357.00 | 2 | 0.00 | 0 | 0.00 |
| WMUK Radio | 138,319.00 | 1 | 138,319.00 | 2 | 138,432.68 |
| Vice President for Business and Finance | 594,373.00 | 5 | 1,110,679.53 | 6 | 177,284.64 |
| Auxiliary Enterprises | 0.00 | 0 | 1,065,138.53 | 3 | 0.00 |
| Facilities Management | 0.00 | 0 | 41,374.00 | 1 | 40,477.50 |
| Grants and Contracts | 0.00 | 0 | 0.00 | 0 | 0.00 |
| Landscape Services | 0.00 | 0 | 0.00 | 0 | 0.00 |
| Miller Auditorium | 418,093.00 | 4 | 4,167.00 | 2 | 4,167.00 |
| Office for Community Outreach | 176,280.00 | 1 | 0.00 | 0 | 132,640.14 |
| Physical Plant | 0.00 | 0 | 0.00 | 0 | 0.00 |
| Vice President for Diversity and Inclusion | 915,000.00 | 2 | 550,367.00 | 2 | 642,053.14 |
| Division of Multicultural Affairs | 915,000.00 | 2 | 550,367.00 | 2 | 449,982.79 |
| Vice President for Diversity and Inclusion | 0.00 | 0 | 0.00 | 0 | 192,070.35 |

| | | | | | |
|--|-----------------------|------------|----------------------|------------|----------------------|
| Vice President for Research | 9,803,867.00 | 17 | 1,328,188.00 | 9 | 1,202,237.67 |
| Interdisciplinary PhD. In Evaluation | 0.00 | 0 | 0.00 | 0 | 0.00 |
| The Evaluation Center | 7,247,170.00 | 11 | 1,258,191.00 | 6 | 1,076,908.78 |
| Vice President for Research | 2,556,697.00 | 6 | 69,997.00 | 3 | 125,328.89 |
| Vice President for Students Affairs | 176,291.00 | 6 | 368,353.42 | 11 | 270,016.29 |
| Parent and Family Programs | 0.00 | 0 | 269,919.00 | 4 | 198,002.54 |
| Sindecuse Health Center | 86,386.00 | 3 | 85,474.00 | 3 | 59,053.33 |
| The Children's Place | 89,905.00 | 3 | 12,960.42 | 4 | 12,960.42 |
| Grand Total All Colleges: | 112,772,371.00 | 362 | 25,805,340.50 | 207 | 24,789,432.25 |

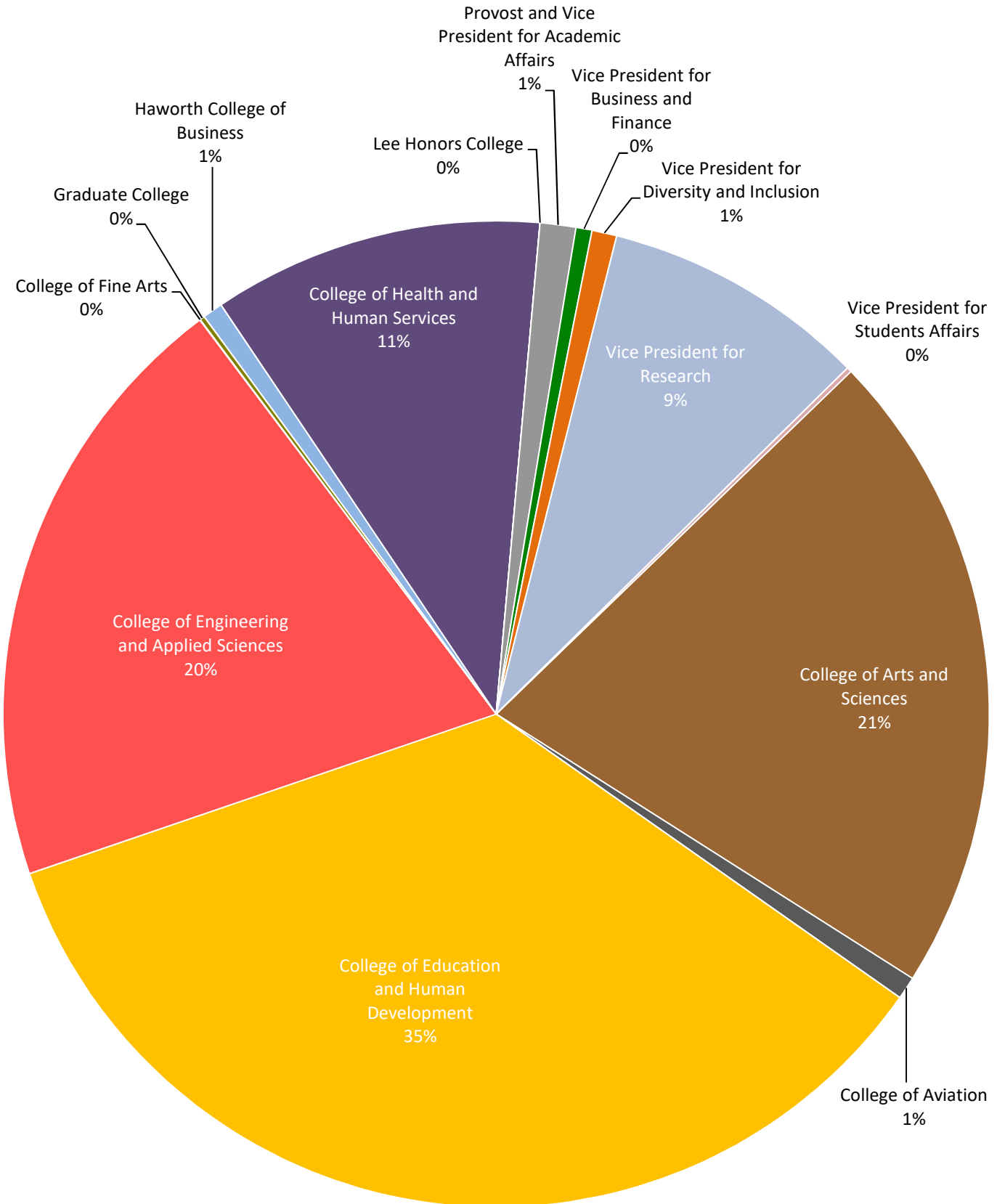
*tracking only

NOTE: OVPR will be working with the **School of Medicine** to create a way they can provide a monthly or quarterly list of grants received.

Per Betty McKain, Director of Grants and Contracts, Grants currently does not track awards coming through the School of Medicine.

Western Michigan University

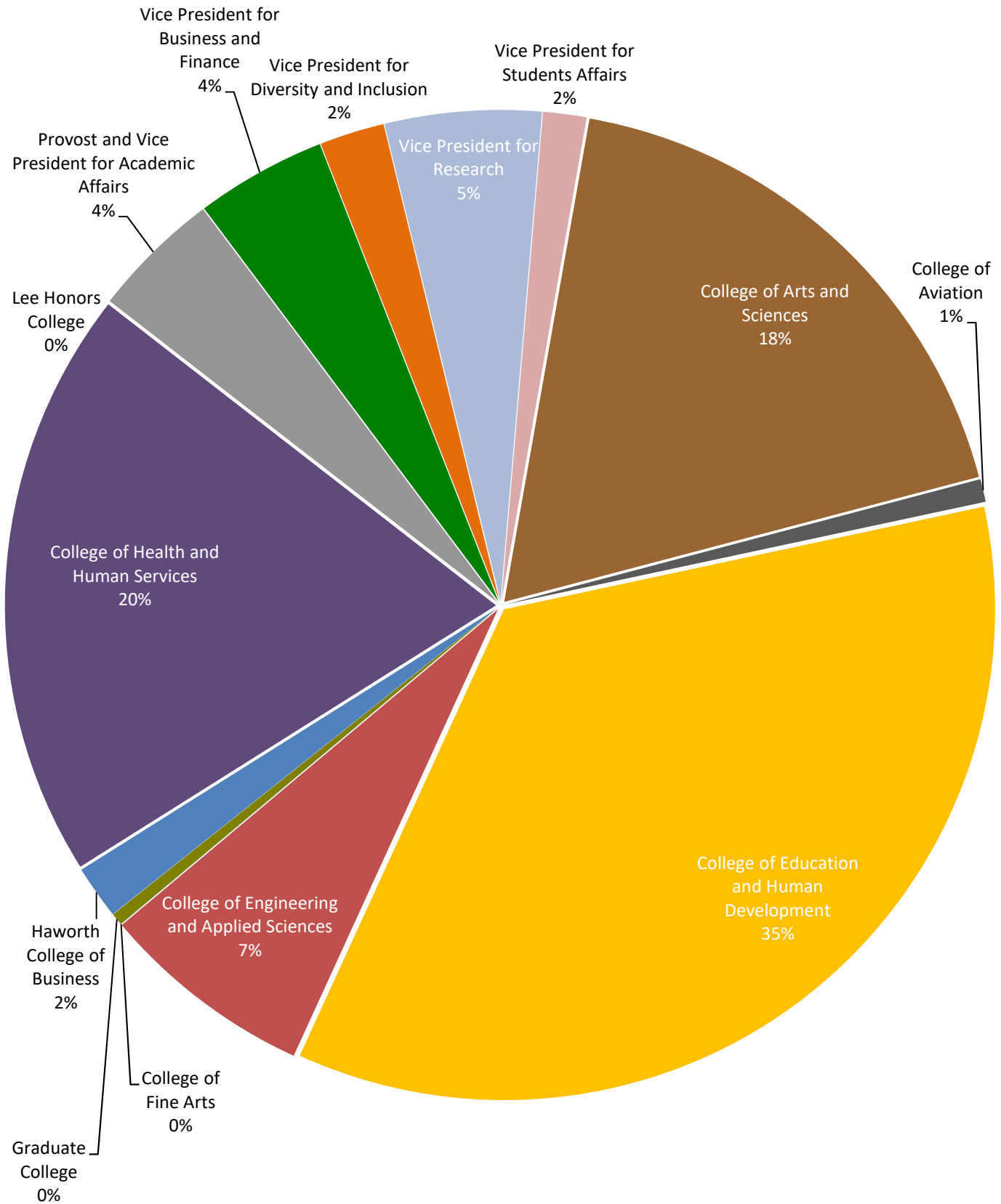
Value of Submissions - July 1, 2017 - June 30, 2018



Total as of June 30, 2018: \$112,772,371 (362 Submissions)

Western Michigan University

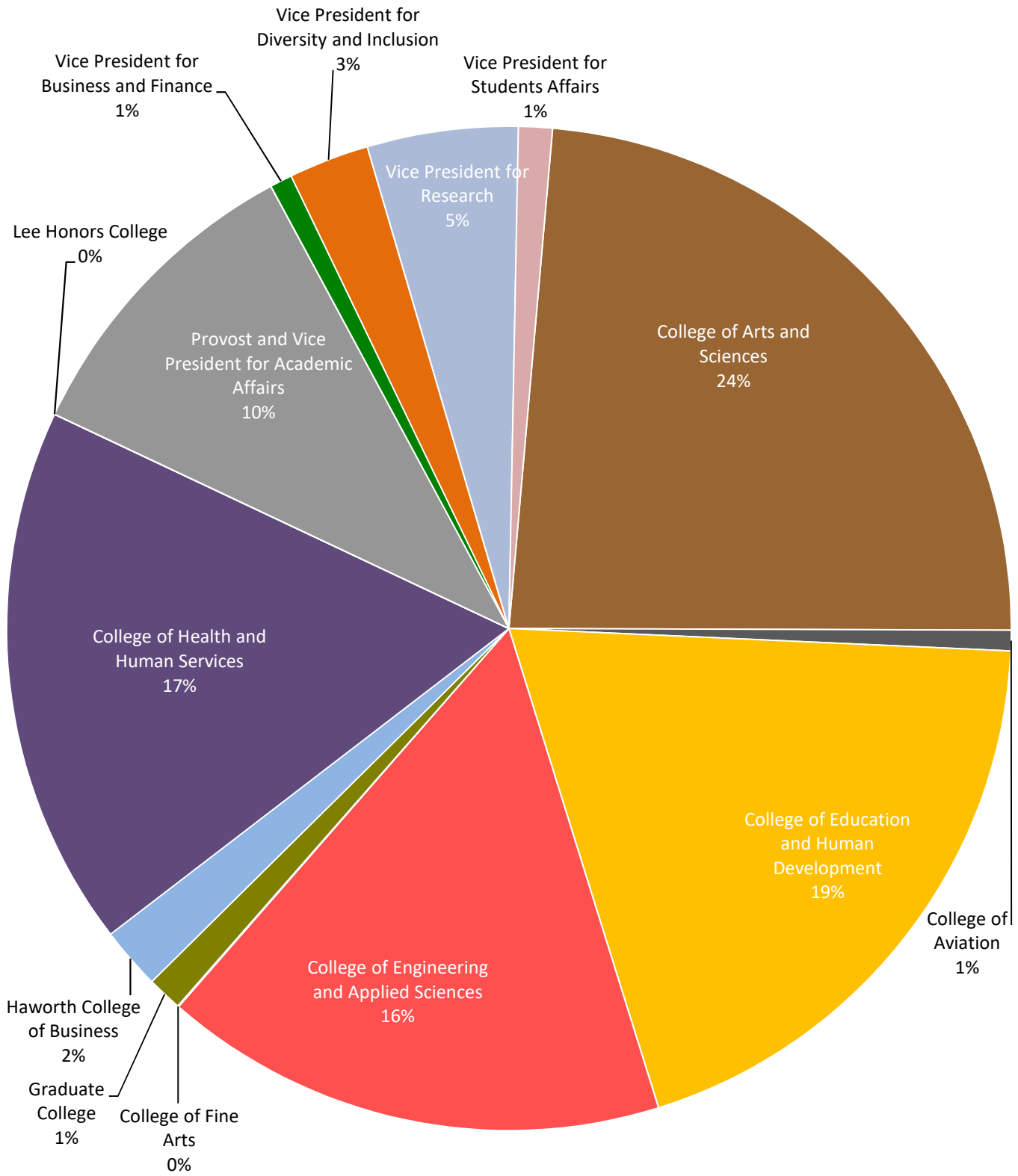
Value of Awards - July 1, 2017 - June 30, 2018



Total as of June 30, 2018: \$25,805,340.50 (207 Awards)

Western Michigan University

Value of Expenditures - July 1, 2017 - June 30, 2018



Grand Total All Units as of June 30, 2018: \$24,789,432.25