



Engagement and Learning

GOAL ONE

- 84,601 event participants were tracked through card swipes, rosters and sign-up sheet uploads, this is up from 64,190 in 2017-2018.
- WMU Signature made significant progress in the 2nd full year of implementation. Beyond increased participation, the greatest progress came from an increased understanding of the program from students, faculty and staff with over 150 departments or student organizations submitting an experience for WMU Signature.
- 97% of employers who hired Broncos in the last year for FT, PT and internships rated students' critical thinking skills as excellent or good. Communication was rated at 94%. Teamwork and career management were rated at 92%.
- The Office of Student Engagement engaged 1,853 students in leadership programs, 165 participants at the Sisterhood Social, and 1,341 students in Walks of Life.
- Students in Living Learning Communities graduate in four years at almost double the rate of students living off campus. 30% of students in LLCs graduate in four years compared to 17% of students living off campus. 62% graduate in six years compared to 52% living on campus, but not in LLCs, and 42% living off campus.



Infrastructure and Service

GOAL TWO

- Using ExperienceWMU, we can show that 69% of undergraduate students and 43% of graduate students attended a program or service offered by WMU. In 2017-2018 we tracked 41% of undergraduate and 31% of graduate students. This improvement was due to the increased number of card swipe readers available for campus use and an increased number of partners using ExperienceWMU for events.
- The final design of Arcadia Flats includes five general room types, creating a mix of living styles and price points for future residents. The Student Center and Dining Facility project has completed the Design Development phase of the project, and has moved into Construction Documents. Dining Services opened a new Campus Cafe in the Library to increase food choices for students and guests.
- The INP Food Pantry saw 1,889 visits and 36,896 pounds of food donations.
- In 2018-2019, 59 staff gave 53 presentations at over 61 different conferences. Staff hold 53 local, regional or national positions in professional organizations.



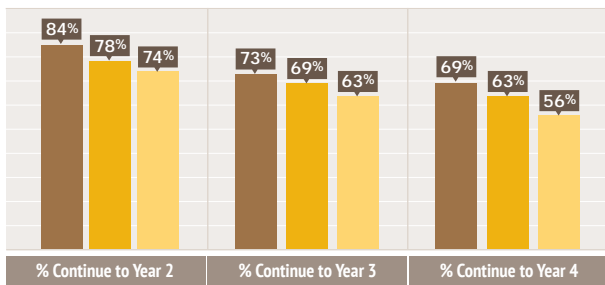
Wellbeing and Safety

GOAL THREE

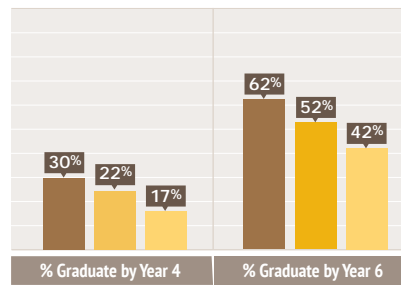
- 8,606 individual sessions and intake appointments were addressed by Counseling Services. 78% of students indicated receiving information on alcohol and other drug use and 79% indicated receiving information on sexual assault/relationship violence prevention from their institution.
- Based on numbers provided from Holtyn & Associates in December 2018, 57% of all eligible employees on campus are enrolled in Western Wellness.
- 65 Student Affairs staff participated in two race talk panels and 19 participated in a common read of *Tears We Cannot Stop: A Sermon to White America*.

Engagement and Learning

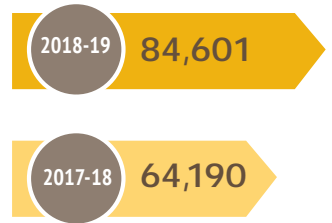
Student Persistence by Housing



Student Graduation by Housing



Event Participants in ExperienceWMU



Employers who hired Broncos in the last year for FT, PT, and internships said the following about students' skill sets:



97% rated critical thinking as excellent or good



94% rated communication as excellent or good




92% rated teamwork and career management as excellent or good

Growth in WMU Signature

- 11,095 students attended a WMU Signature Designated experience
- 64% of undergraduate students with progress in WMU Signature Explore
- 880 WMU Signature Designated Experiences
- 150+ departments or student organization submitting an experience for WMU Signature

Infrastructure and Service

There have been 5,930 visits to the Invisible Need Project food pantry from Fall 2014 - June 30, 2019, with over 1/3 of total use so far occurring in FY19.



Student Affairs staff gave 53 presentations at over 61 different conferences, and attended 55 different webinars in 2018-2019. The staff who responded hold 53 local, regional or national positions in professional organizations.

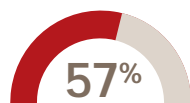
69% of undergraduate students were captured in a program or service offered by WMU at large using ExperienceWMU.

43% This year, using ExperienceWMU we were able to capture 43% of graduate students in a program or service offered by WMU at large.

“Experience WMU has opened many doors for me and new things to try. At the beginning of my student career I spent a lot of time alone in my dorm. This was a hard time for me but, after finding activities in this program I found new friends and family to spend time with. Whenever I was bored I could find something to do.”

Wellbeing and Safety

2018-19 SRC Turnstile Counts



57% of all eligible employees on campus (2,842) are enrolled in the Western Wellness program.



8,606 Counseling Services saw a total of 8,606 visits through individual sessions and intake appointments.

649

new H.E.R.O.E.S. were trained and 99.7% of those trained were able to identify three different ways to safely intervene to prevent sexual violence.

14,924 PARTICIPANTS



The Office of Health Promotion and Education reached 14,924 participants (students, faculty, and staff) with direct programming such as educational workshops, presentations, trainings and individual sessions.

Total Alcohol and Other Drug Cases

From 2018-2019 was 317 (down from 401)

Repeat violations were 21 (down from 27)

