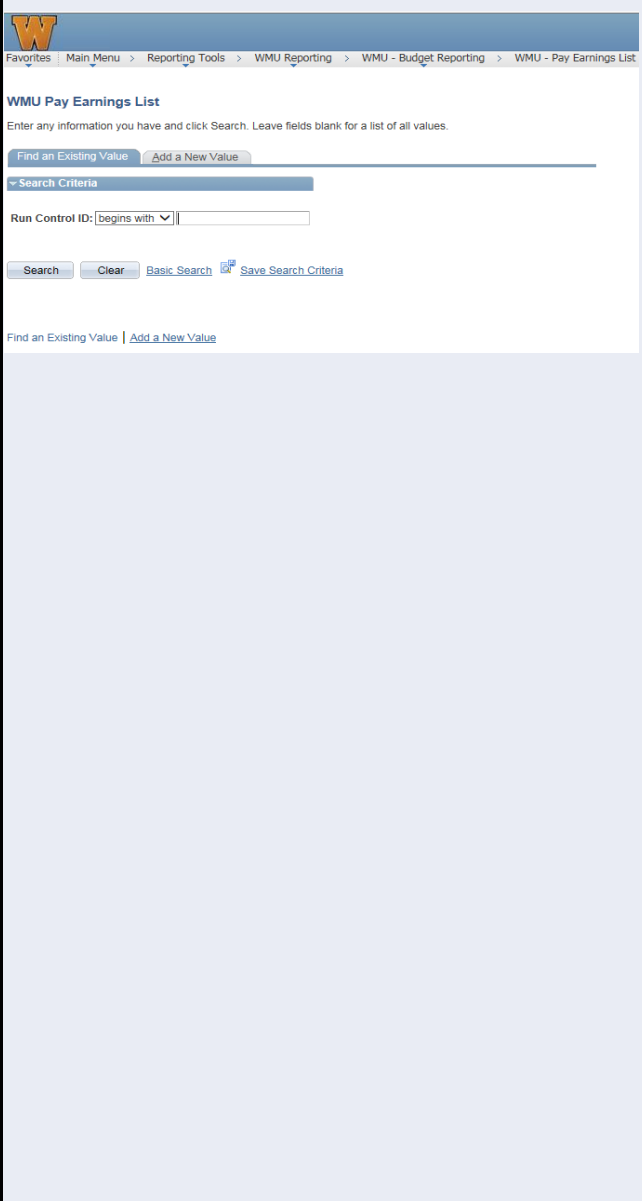






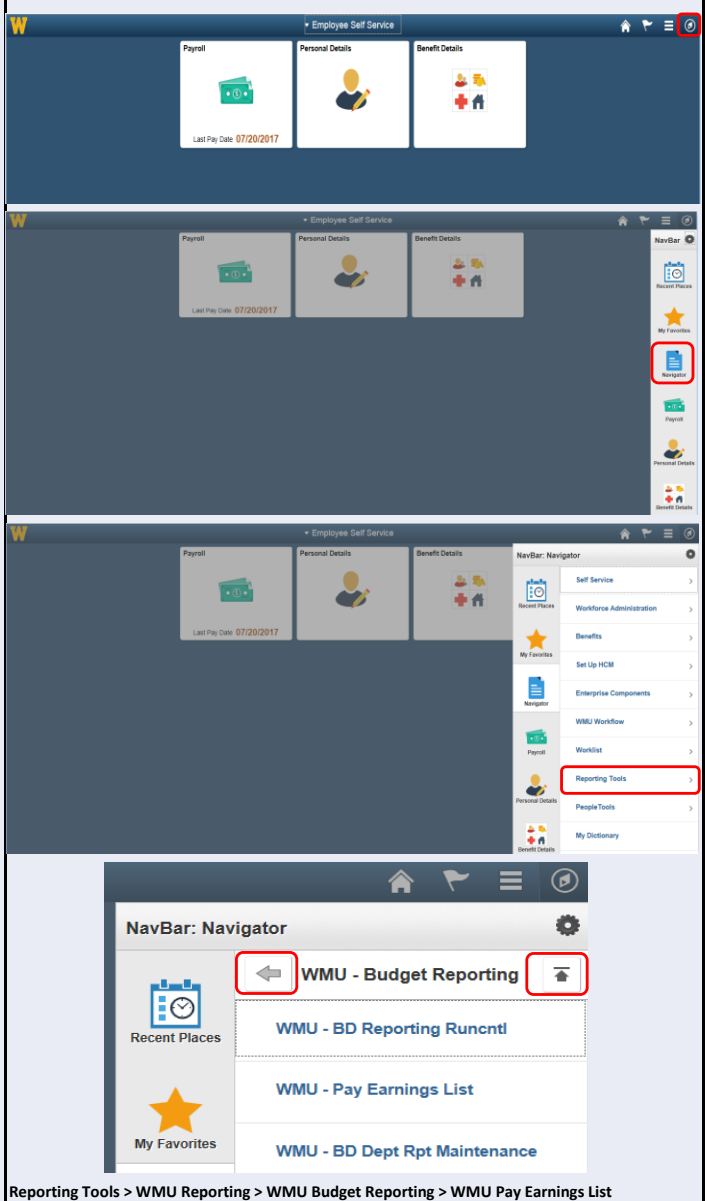


PeopleSoft HR - Pay Earnings Report Access

New/change Features	Current PS 9.1	Description	New PS 9.2
<p>Navigation</p> <p>The 9.2 upgrade features a new screen navigation system that gives users a more visual layout.</p>		<p>The toolbar at the top right of the screen has the following options:</p> <ul style="list-style-type: none">  Home - Selecting this option will bring the user back to the blue home page.  Notifications  Help - "Help" options as well as the ability to sign out of PeopleSoft.  Navigator - Opens the new navigator bar with six options available: Recent Places, My Favorites, Navigator, Payroll, Personal Details, and Benefit Details. <p>The navigator bar toolbar has the following options:</p> <ul style="list-style-type: none">  Back Button - Moves the navigation menu back one level.  Main Navigation - Moves the navigation menu back to the beginning "Main Menu." 	

Reporting Tools > WMU Reporting > WMU Budget Reporting > WMU Pay Earnings List