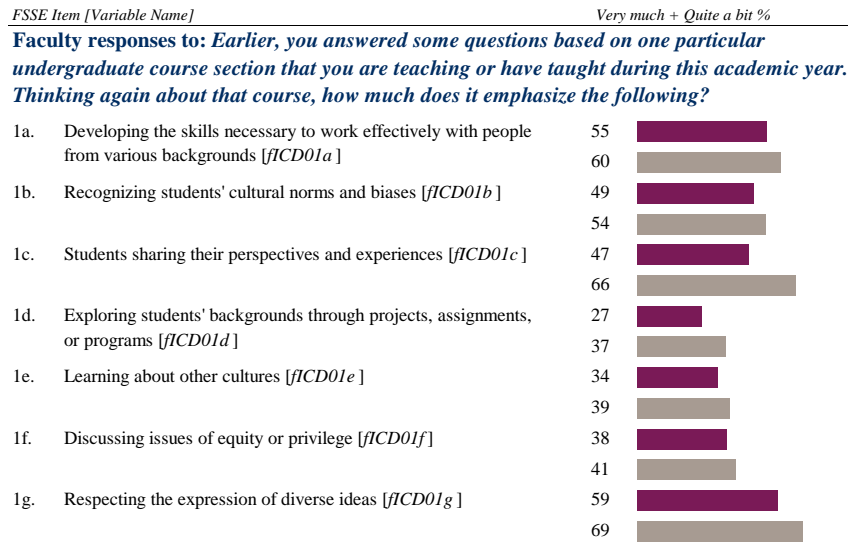


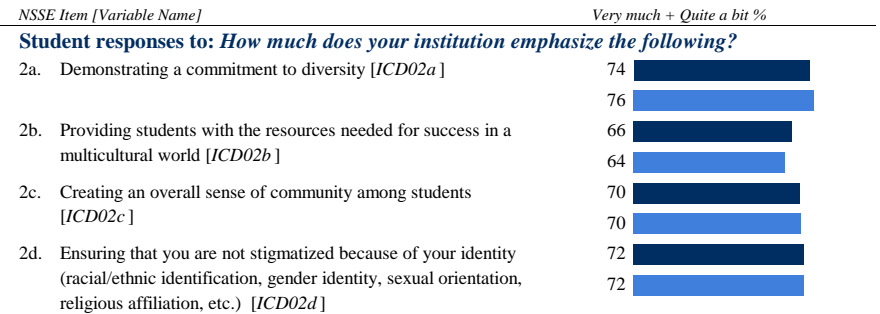
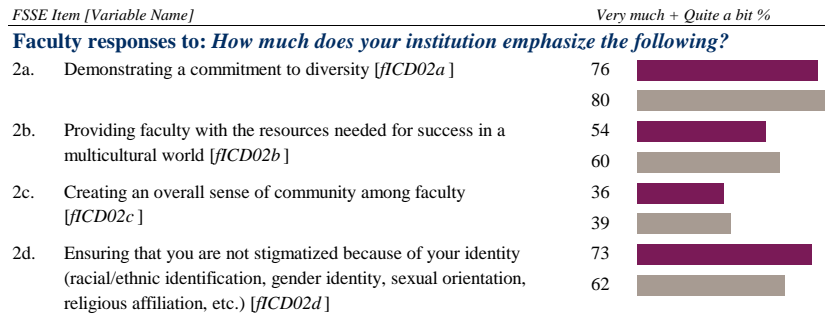
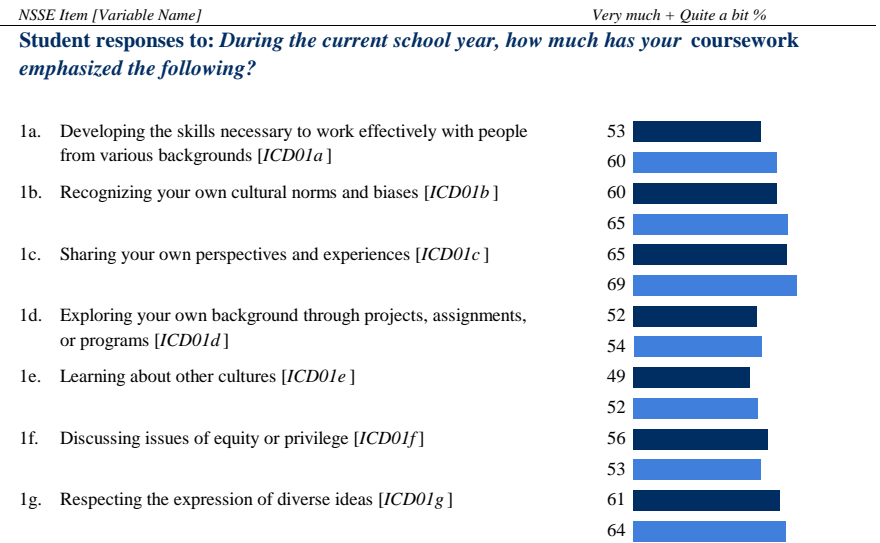


FSSE 2017
Inclusiveness & Engagement with Diversity
Topical Module
Western Michigan University

Faculty Responses



Student Responses (from NSSE 2017)



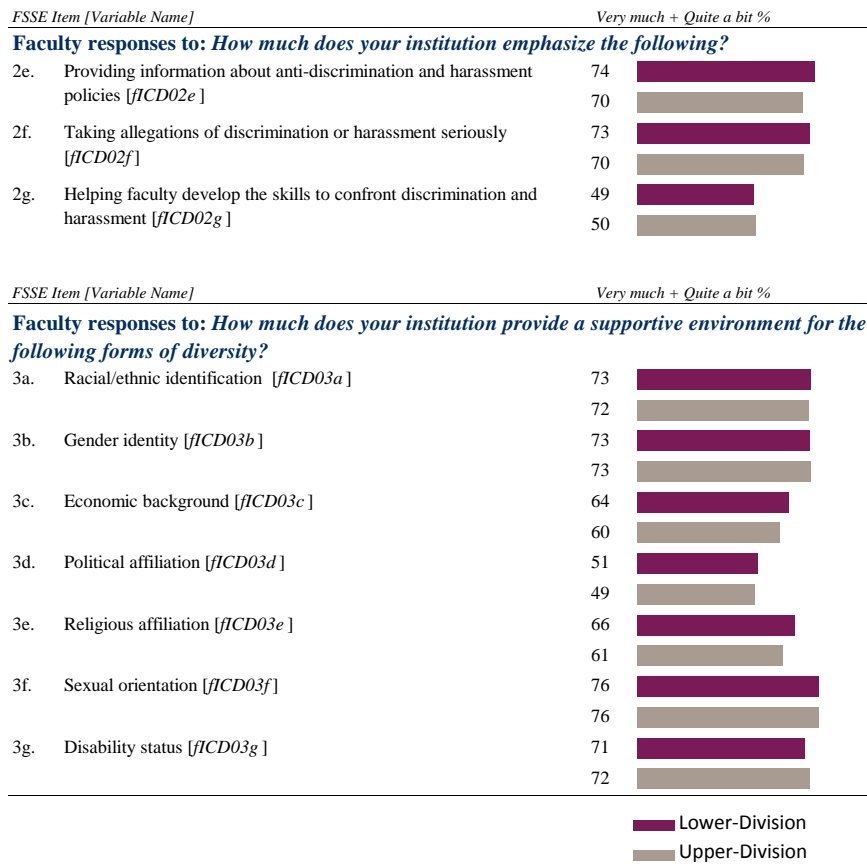
Lower-Division
Upper-Division

First-Year
Senior

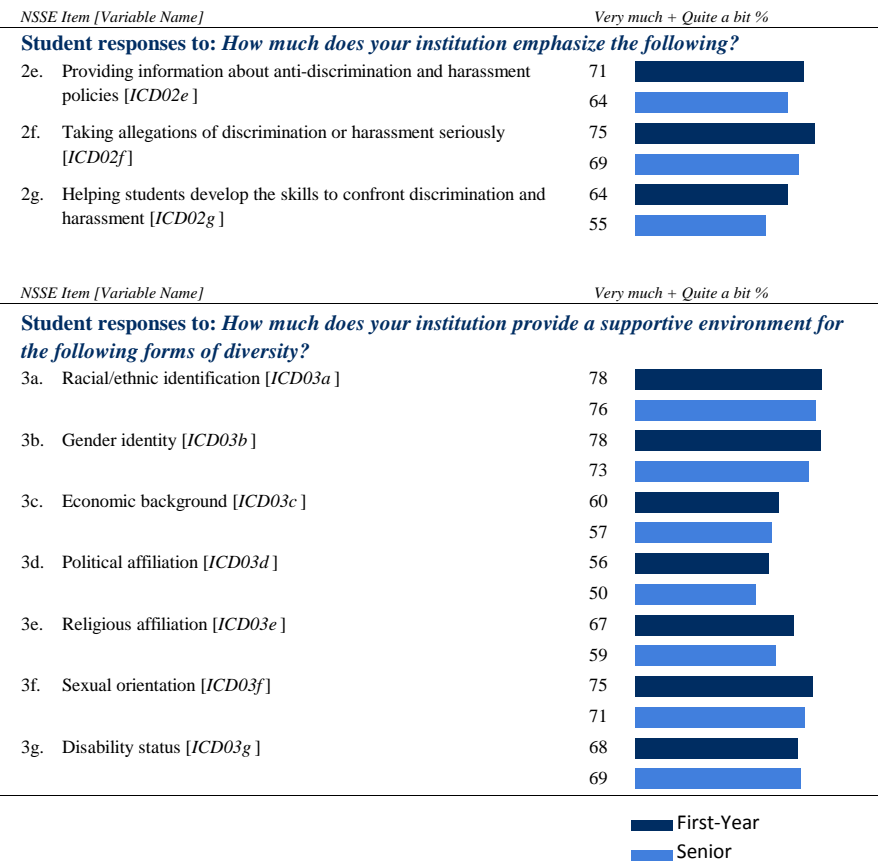
FSSE 2017 Inclusiveness & Engagement with Diversity Topical Module

FSSE-NSSE Combined Responses Western Michigan University

Faculty Responses



Student Responses (from NSSE 2017)



	Var. Name	Response Options	Lower Division		Upper Division		Total		
			Count	%	Count	%	Count	%	
1. Earlier, you answered some questions based on one particular undergraduate course section that you are teaching or have taught during this academic year. Thinking again about that course, how much does it emphasize the following? On the core FSSE survey, respondent must answer "Yes" to #7 (that they teach an undergraduate course) to receive the items in #1 in this item set.									
a.	fICD1a	Developing the skills necessary to work effectively with people from various backgrounds	Very little	17	19	23	15	40	16
		Some	23	26	40	25	63	26	
		Quite a bit	21	24	40	25	61	25	
		Very much	27	31	55	35	82	33	
		Total	88	100	158	100	246	100	
b.	fICD1b	Recognizing students' cultural norms and biases	Very little	28	32	29	18	57	23
		Some	17	19	43	27	60	24	
		Quite a bit	21	24	43	27	64	26	
		Very much	22	25	42	27	64	26	
		Total	88	100	157	100	245	100	
c.	fICD1c	Students sharing their perspectives and experiences	Very little	17	19	13	8	30	12
		Some	30	34	40	25	70	28	
		Quite a bit	18	20	45	28	63	26	
		Very much	23	26	60	38	83	34	
		Total	88	100	158	100	246	100	
d.	fICD1d	Exploring students' backgrounds through projects, assignments, or programs	Very little	40	45	58	37	98	40
		Some	24	27	40	26	64	26	
		Quite a bit	10	11	29	19	39	16	
		Very much	14	16	29	19	43	18	
		Total	88	100	156	100	244	100	
e.	fICD1e	Learning about other cultures	Very little	36	40	49	31	85	35
		Some	23	26	47	30	70	28	
		Quite a bit	7	8	24	15	31	13	
		Very much	23	26	37	24	60	24	
		Total	89	100	157	100	246	100	
f.	fICD1f	Discussing issues of equity or privilege	Very little	41	47	48	31	89	36
		Some	14	16	44	28	58	24	
		Quite a bit	13	15	34	22	47	19	
		Very much	20	23	31	20	51	21	
		Total	88	100	157	100	245	100	
g.	fICD1g	Respecting the expression of diverse ideas	Very little	23	26	19	12	42	17
		Some	13	15	28	18	41	17	
		Quite a bit	18	20	44	29	62	26	
		Very much	34	39	63	41	97	40	
		Total	88	100	154	100	242	100	
2. How much does your institution emphasize the following?									
a.	fICD2a	Demonstrating a commitment to diversity	Very little	4	5	4	3	8	3
		Some	17	20	27	17	44	18	
		Quite a bit	34	39	63	41	97	40	
		Very much	32	37	61	39	93	38	
		Total	87	100	155	100	242	100	
b.	fICD2b	Providing faculty with the resources needed for success in a multicultural world	Very little	12	14	12	8	24	10
		Some	27	32	50	32	77	32	
		Quite a bit	29	34	60	39	89	37	
		Very much	17	20	32	21	49	21	
		Total	85	100	154	100	239	100	
c.	fICD2c	Creating an overall sense of community among faculty	Very little	19	22	23	15	42	18
		Some	35	41	71	46	106	44	
		Quite a bit	18	21	36	23	54	23	
		Very much	13	15	25	16	38	16	
		Total	85	100	155	100	240	100	

			Lower Division		Upper Division		Total		
	<i>Var. Name</i>	<i>Response Options</i>	<i>Count</i>	<i>%</i>	<i>Count</i>	<i>%</i>	<i>Count</i>	<i>%</i>	
d.	Ensuring that you are not stigmatized because of your identity (racial/ethnic identification, gender identity, sexual orientation, religious affiliation, etc.)	fICD2d	Very little	5	6	9	6	14	6
			Some	18	21	49	32	67	28
			Quite a bit	36	42	55	36	91	38
			Very much	27	31	40	26	67	28
			Total	86	100	153	100	239	100
e.	Providing information about anti-discrimination and harassment policies	fICD2e	Very little	7	8	7	5	14	6
			Some	15	17	39	26	54	23
			Quite a bit	31	36	59	39	90	38
			Very much	33	38	46	30	79	33
			Total	86	100	151	100	237	100
f.	Taking allegations of discrimination or harassment seriously	fICD2f	Very little	3	4	3	2	6	3
			Some	20	24	41	28	61	27
			Quite a bit	30	36	58	40	88	38
			Very much	31	37	44	30	75	33
			Total	84	100	146	100	230	100
g.	Helping faculty develop the skills to confront discrimination and harassment	fICD2g	Very little	18	21	21	14	39	17
			Some	26	30	54	36	80	34
			Quite a bit	20	23	40	27	60	26
			Very much	22	26	34	23	56	24
			Total	86	100	149	100	235	100
3. How much does your institution provide a supportive environment for the following forms of diversity?									
a.	Racial/ethnic identification	fICD3a	Very little	4	5	6	4	10	4
			Some	19	22	36	24	55	23
			Quite a bit	26	31	50	33	76	32
			Very much	36	42	59	39	95	40
			Total	85	100	151	100	236	100
b.	Gender identity	fICD3b	Very little	4	5	8	5	12	5
			Some	19	23	33	22	52	22
			Quite a bit	26	31	55	37	81	35
			Very much	35	42	54	36	89	38
			Total	84	100	150	100	234	100
c.	Economic background	fICD3c	Very little	10	12	19	13	29	12
			Some	20	24	41	27	61	26
			Quite a bit	26	31	52	35	78	33
			Very much	27	33	38	25	65	28
			Total	83	100	150	100	233	100
d.	Political affiliation	fICD3d	Very little	16	19	28	19	44	19
			Some	25	30	47	32	72	31
			Quite a bit	23	28	44	30	67	29
			Very much	19	23	29	20	48	21
			Total	83	100	148	100	231	100
e.	Religious affiliation	fICD3e	Very little	4	5	16	11	20	9
			Some	24	29	41	28	65	28
			Quite a bit	28	34	47	32	75	33
			Very much	27	33	43	29	70	30
			Total	83	100	147	100	230	100
f.	Sexual orientation	fICD3f	Very little	2	2	3	2	5	2
			Some	18	21	32	22	50	22
			Quite a bit	32	38	60	41	92	40
			Very much	32	38	53	36	85	37
			Total	84	100	148	100	232	100
g.	Disability status	fICD3g	Very little	5	6	9	6	14	6
			Some	20	24	32	21	52	22
			Quite a bit	23	27	55	37	78	33
			Very much	37	44	53	36	90	38
			Total	85	100	149	100	234	100