



**Fiscal Year 2019-20 (FY 2020)**  
**WMU Office of Research and Innovation Data**

# Executive Summary

We find ourselves in an unprecedented time, as we see the challenges of the COVID-19 crisis play out in Research.

- Proposal submissions were a bright spot and stayed consistent with the prior year.
- Total year award dollars were down, as to be expected. However, Q4 saw an increase in dollar value of awards.
- Expenditures were consistent with the prior year.
- As we move into FY 2021, we will continue to closely monitor the impact and reach of COVID-19 on Research.

*NOTE: WMU's \$7.8M CARES Act funding is excluded from the data presented.*

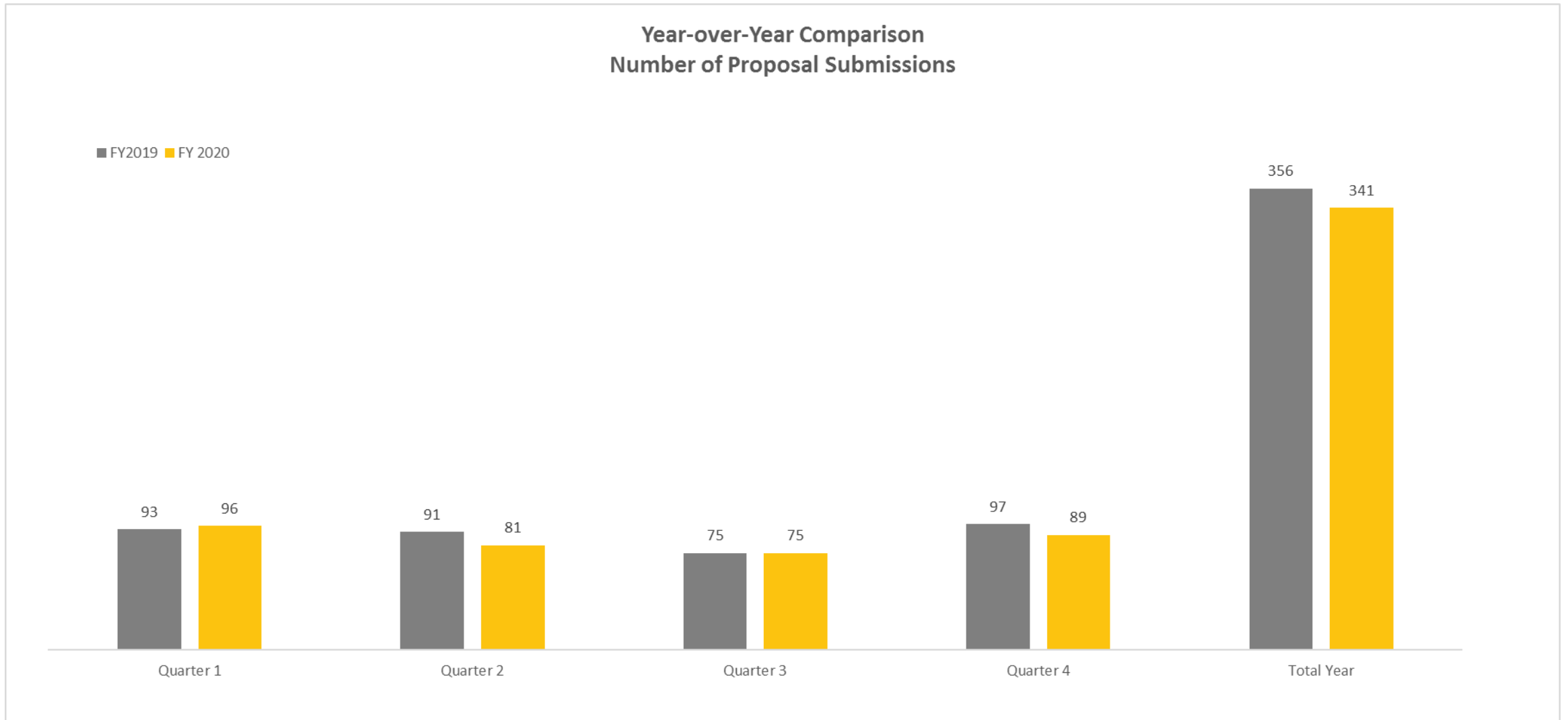




# Proposal Submissions

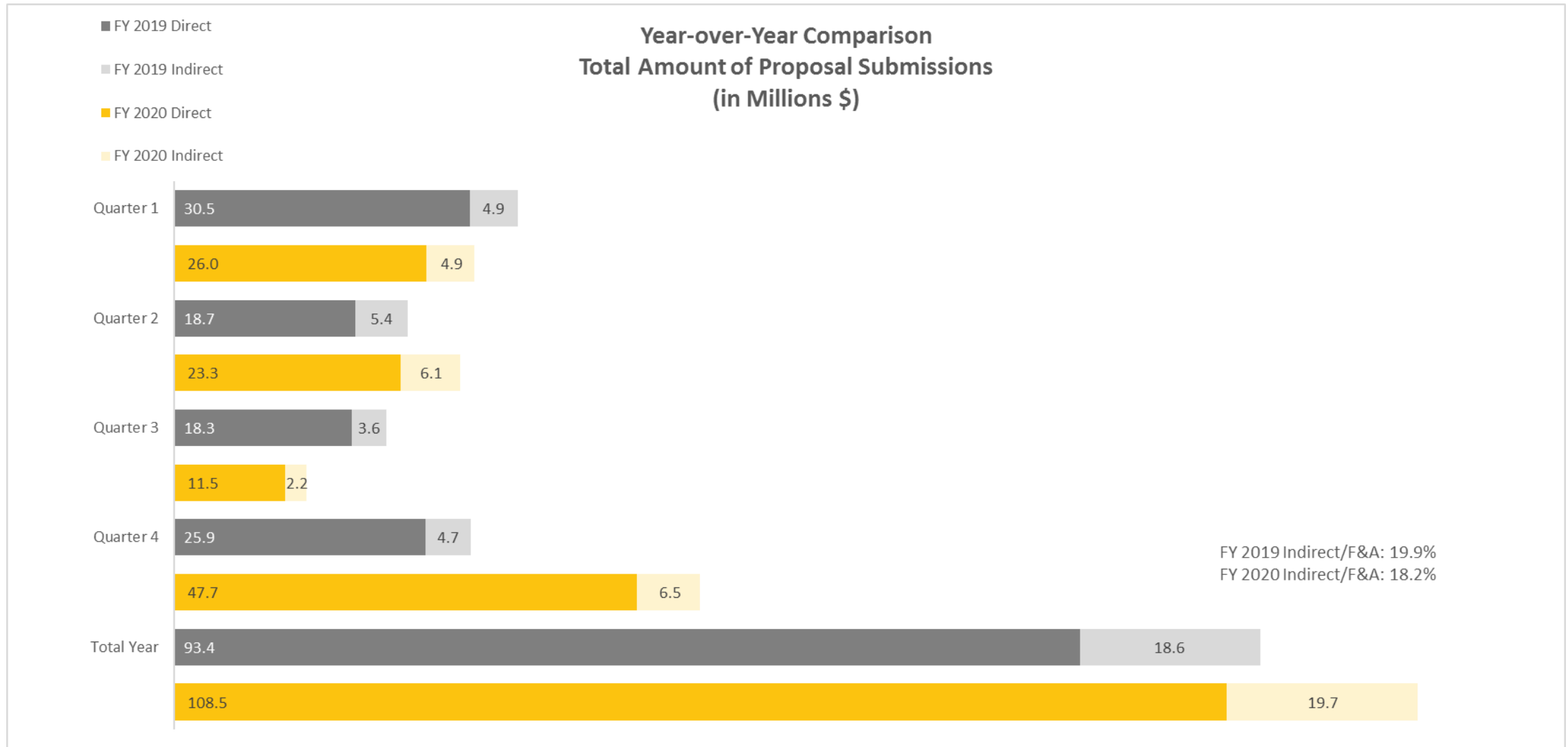
# Proposal Submissions

Considering the COVID-19 crisis impact, proposal submissions were very strong. Numbers in **FY 2020** were close to **FY 2019**.



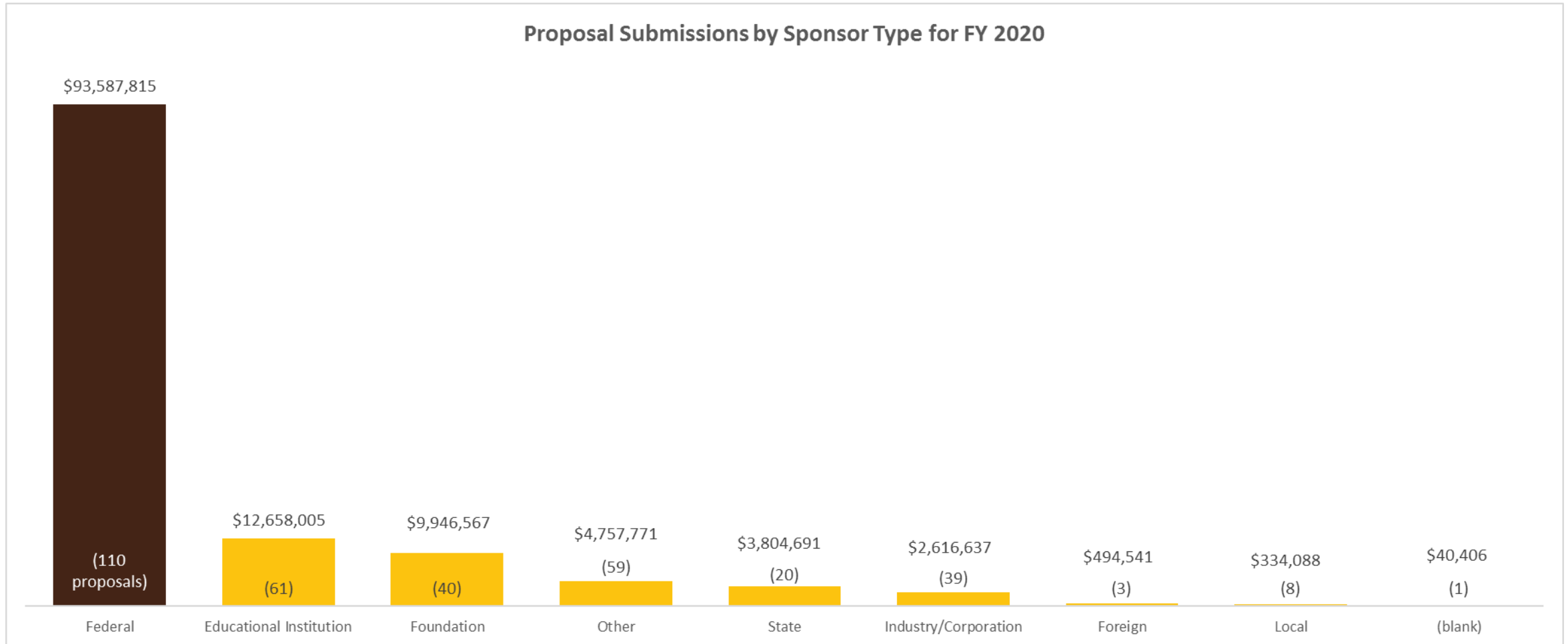
# Proposal Submissions

Total value of **FY 2020** proposal submissions exceeded that of **FY 2019** by 14.5%!



# Proposal Submissions

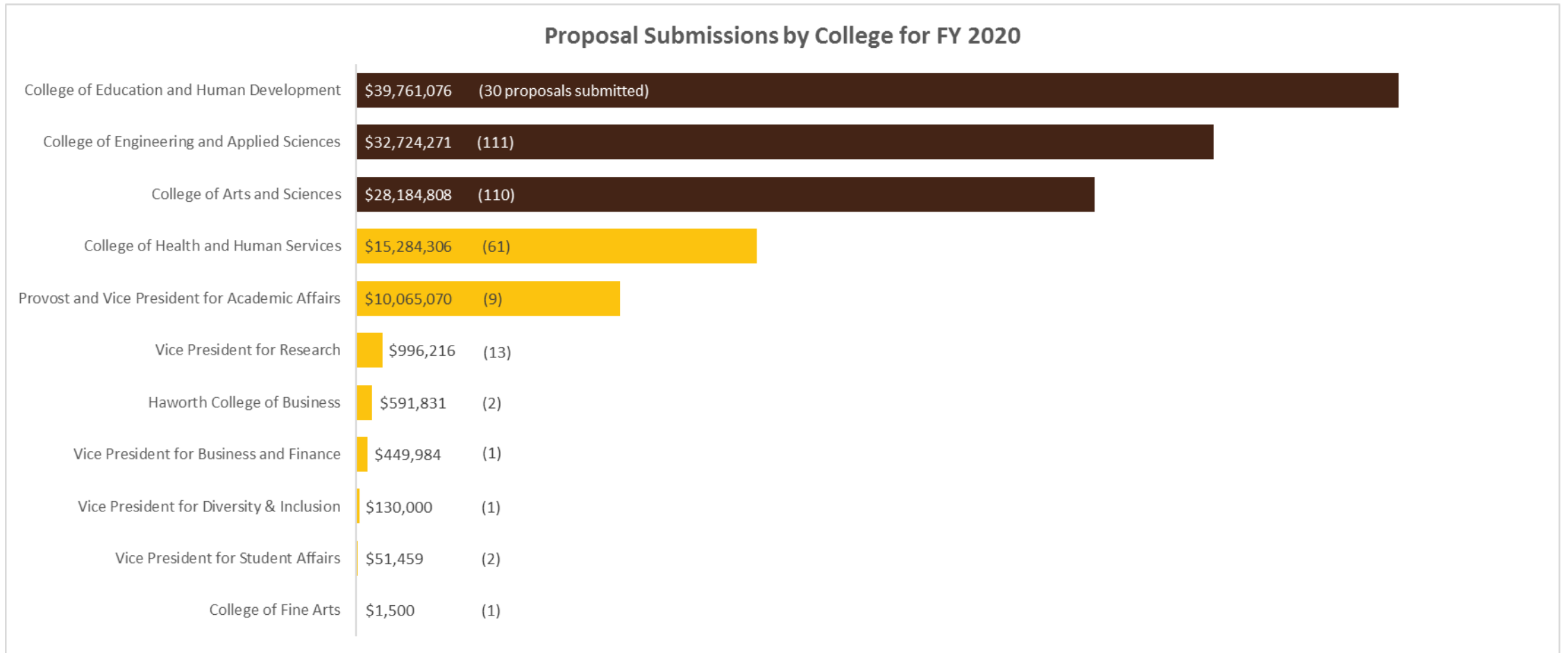
We are continuing to see **Federal** sources as the dominant sponsor type. Many Educational Institution submissions are sub awards on federal proposals.



# Proposal Submissions

The **College of Education and Health Development** led with the highest dollar amount.

The largest number of proposals came out of the **College for Engineering and Applied Sciences**, with the **College of Arts and Sciences** close behind.



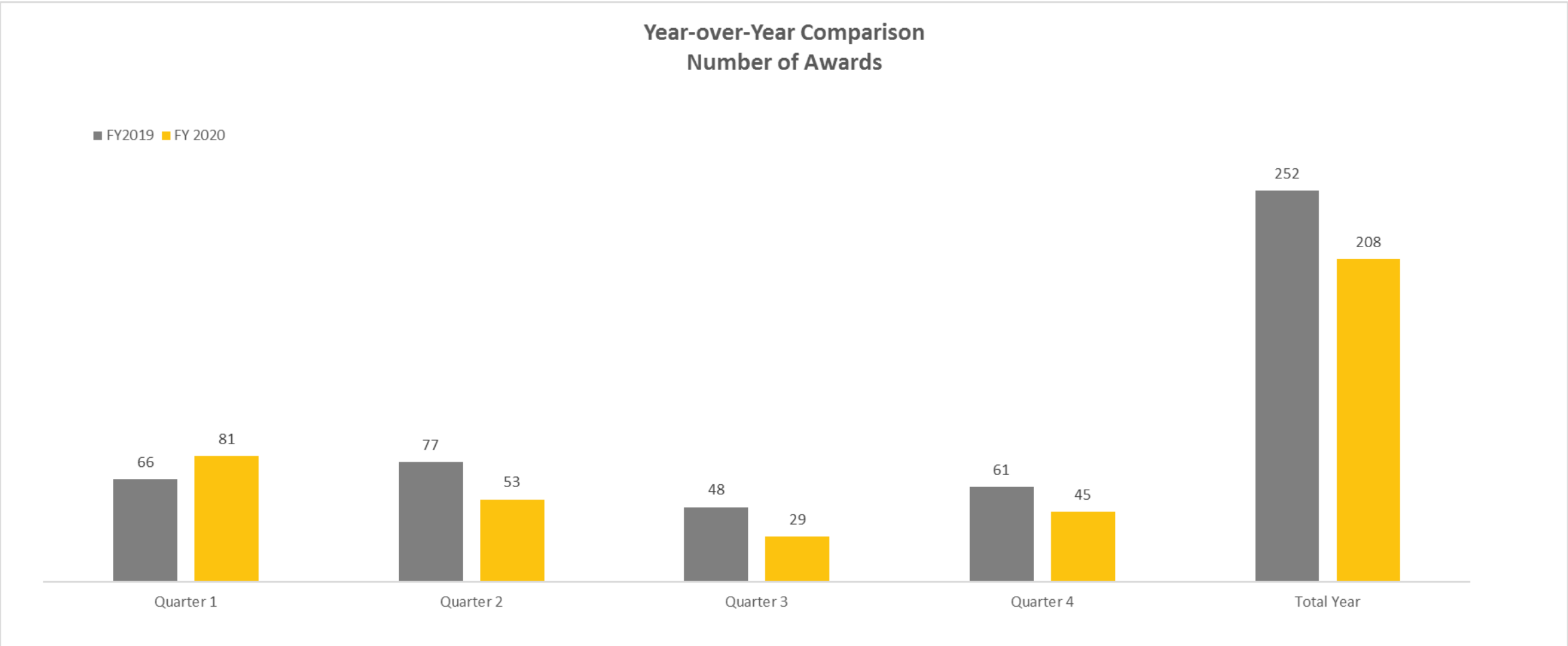
# Awards





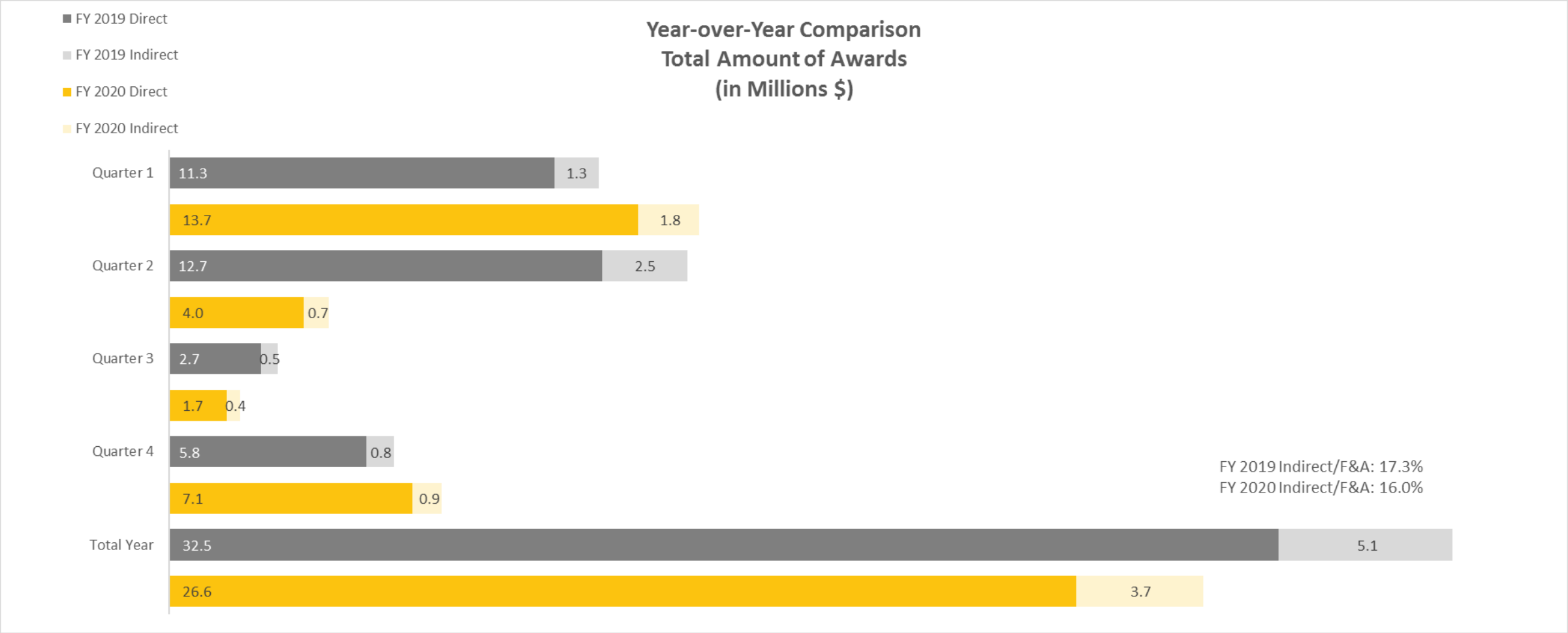
# Awards

The number of awards for the first half of **FY 2020** was on par with **FY 2019**. However, the awards declined in the latter half of the year, and therefore the year-over-year comparison reflects a drop of 17.5%.



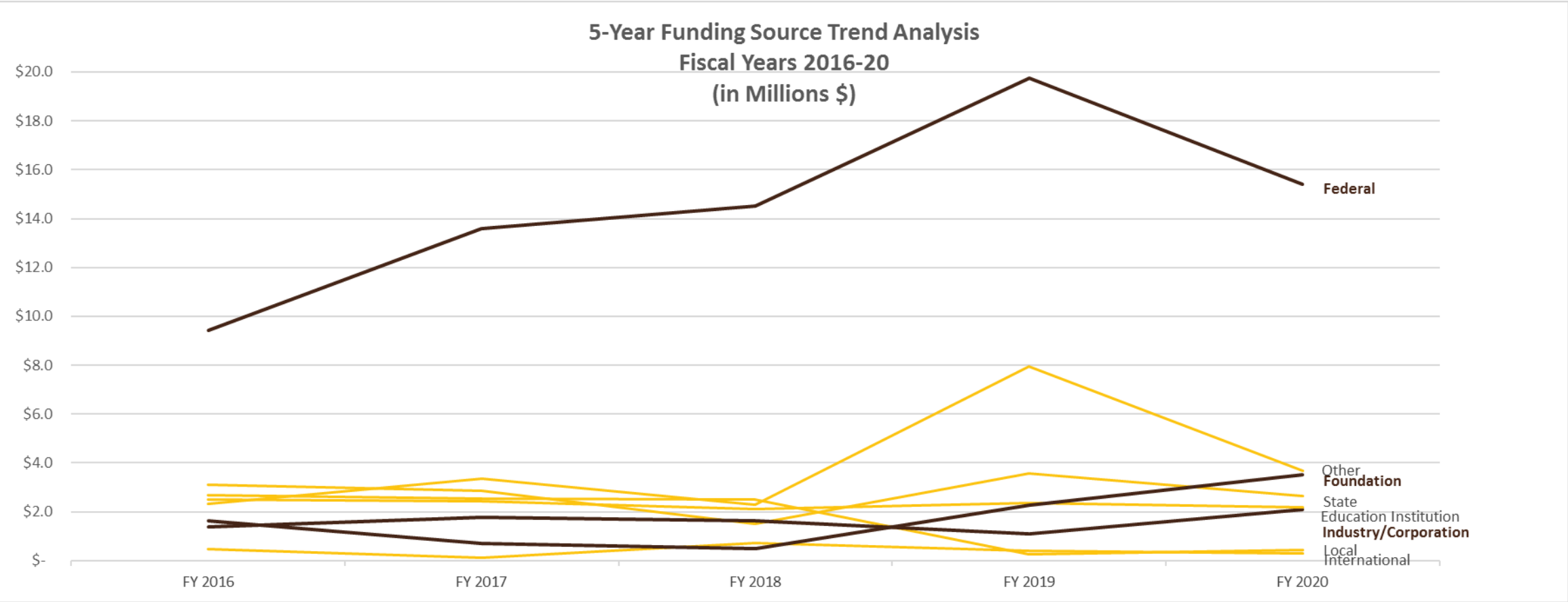
# Awards

As expected, awarded amounts also decreased in **FY 2020** by 19.5% in total award dollars. However, a surge in Q4 helped greatly. Lower indirect/F&A percentages naturally followed suit.



# Awards

Five-year trend analysis continues to show the awards are predominately from Federal sponsors. Awards from Foundation and Industry/Corporation have shown an increase from the prior year.



# Awards

**FY 2020** marked an upturn in awards by Industry/Corporation as well as Foundations.

Awards by Educational Institutions held steady. Many Educational Institution submissions are sub awards on federal proposals.

Number of awards from Local sources are consistent with **FY 2019** while State-sponsored awards declined in **FY 2020**.

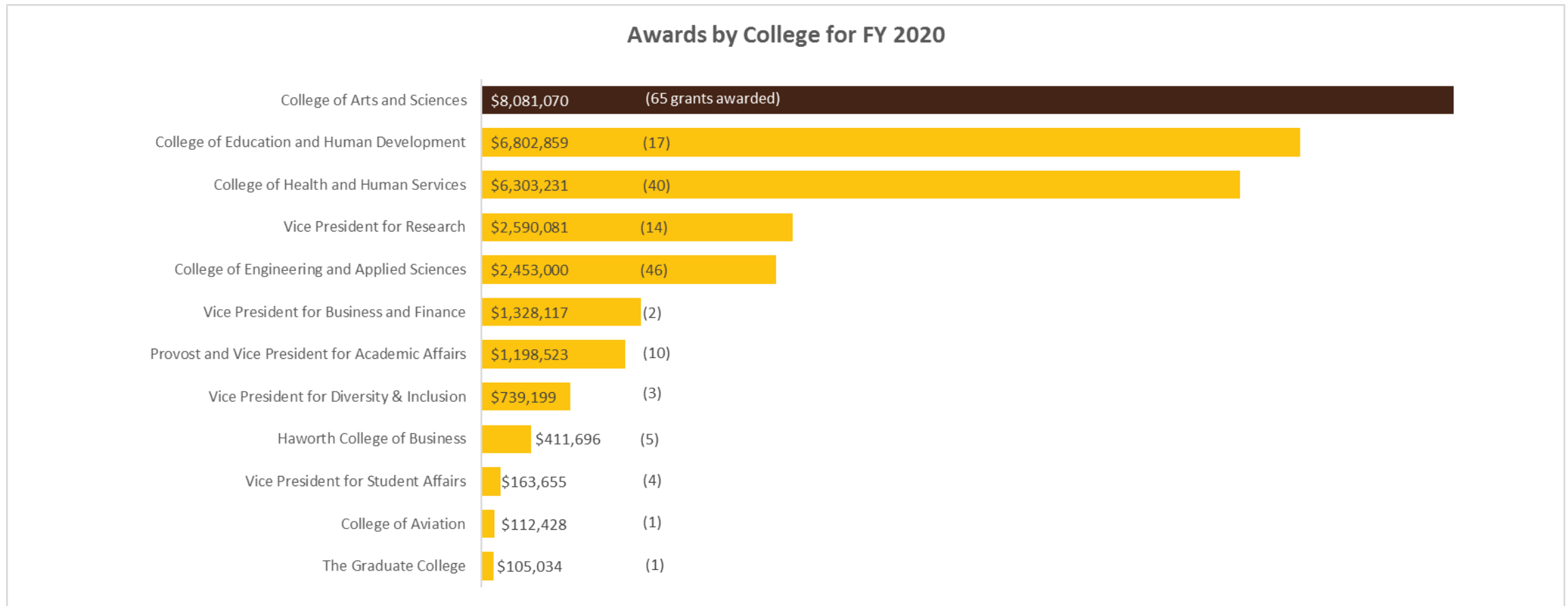
Note: FY2019 numbers include some Federal and State grants that covered multiple years (i.e., an entire \$5 million award received upfront rather than in annual increments).

<i>in millions</i>						
<b>Sponsor Type</b>	<b>FY 2015</b>	<b>FY 2016</b>	<b>FY 2017</b>	<b>FY 2018</b>	<b>FY 2019</b>	<b>FY 2020</b>
Federal	\$ 17.5	\$ 9.4	\$ 13.6	\$ 14.5	\$ 19.8	\$ 15.4
State	\$ 5.5	\$ 3.1	\$ 2.8	\$ 1.5	\$ 3.6	\$ 2.7
Local	\$ 2.1	\$ 2.7	\$ 2.5	\$ 2.5	\$ 0.2	\$ 0.4
International	\$ 0.6	\$ 0.5	\$ 0.1	\$ 0.7	\$ 0.4	\$ 0.3
Industry/Corporation	\$ 1.4	\$ 1.4	\$ 1.8	\$ 1.6	\$ 1.1	\$ 2.1
Educational Institution	\$ 3.2	\$ 2.5	\$ 2.4	\$ 2.1	\$ 2.4	\$ 2.2
Foundation	\$ 0.8	\$ 1.6	\$ 0.7	\$ 0.5	\$ 2.3	\$ 3.5
Other	\$ 4.0	\$ 2.3	\$ 3.4	\$ 2.3	\$ 8.0	\$ 3.7
<b>Total</b>	<b>\$ 35.2</b>	<b>\$ 23.5</b>	<b>\$ 27.3</b>	<b>\$ 25.8</b>	<b>\$ 37.7</b>	<b>\$ 30.3</b>

# Awards

The **College of Arts and Sciences** held the top spot for both number of awards and highest dollar amount.

- **Hector Quemada**, from the Biological Sciences Department, received an award by the Foundation for the National Institutes of Health for \$2.9M
- **John Yellich**, of Geological & Environ Sciences, had multiple awards to total just slightly over \$1.0M

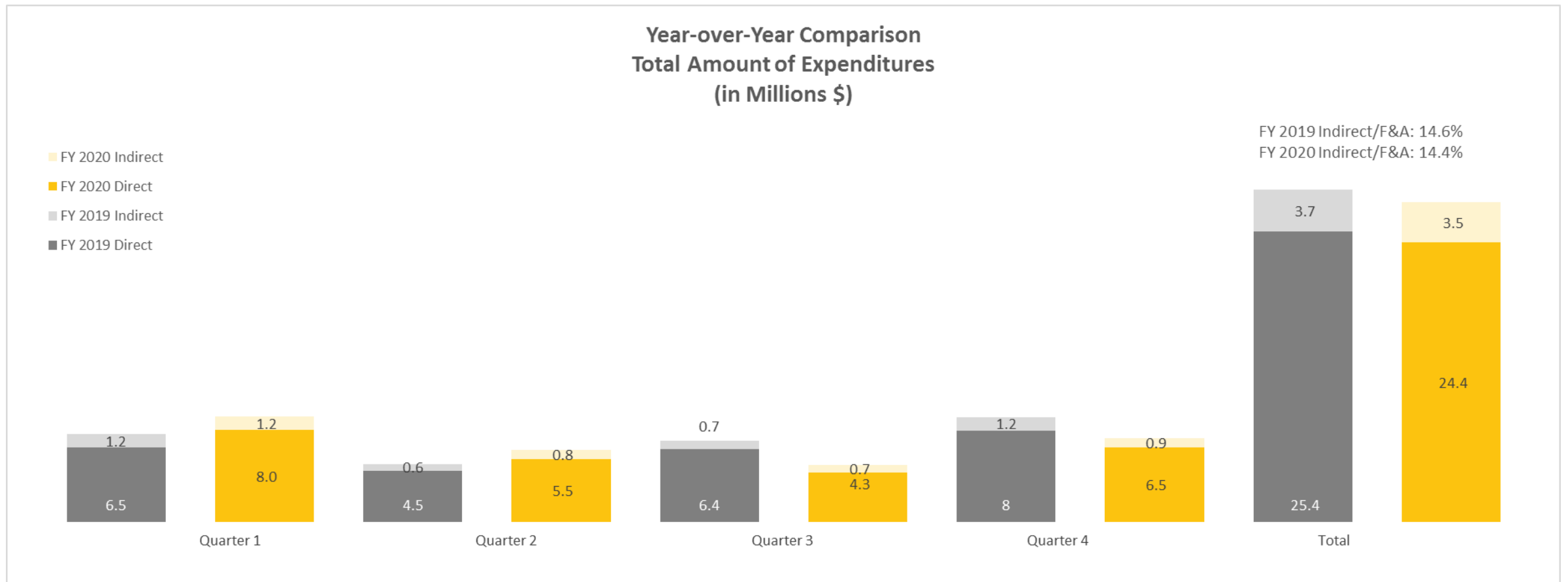




# Expenditures

# Expenditures

- The total amounts reflect a slight decrease of 4.1% for expenditures in the face of the COVID-19 crisis.
- The first half of **FY 2020** exceeded expenditures in the first half of **FY 2019** by \$2.7M in total expenditures.
- Indirect/F&A percentages and amounts were nearly identically in the two fiscal years.



# Expenditures

- The **College of Education and Human Development** led expenditures in FY 2020.
- However, most colleges and VP units saw a year-over-year drop.

