

**Western Michigan University  
Graduation Employment Survey Report  
2010-2011**



WESTERN MICHIGAN UNIVERSITY  
**Career and Student  
Employment Services**

Career and Student Employment Services  
1401 Ellsworth Hall  
[www.wmich.edu/career](http://www.wmich.edu/career)  
(269) 387-2745

*Data collection and report preparation:  
Ewa Urban, Associate Director for Assessment and Technology  
Jasen Ratajczak, Data Collection Assistant*

## Table of Contents

<b>Overview of Survey Methodology</b>	3
<b>Survey Response Rate</b>	4
<b>Primary Post-Graduation Activity for WMU Graduates</b>	5
<b>College of Arts and Sciences</b>	6
<b>College of Aviation</b>	15
<b>College of Education and Human Development</b>	17
<b>College of Engineering and Applied Sciences</b>	25
<b>College of Fine Arts</b>	32
<b>College of Health and Human Services</b>	35
<b>Haworth College of Business</b>	40
<b>Extended University Programs</b>	51
<b>WMU Alumni Continuing Education</b>	53

## OVERVIEW OF SURVEY METHODOLOGY

Career and Student Employment Services used an online graduation employment survey to collect data from August 2010, December 2010, April 2011, and June 2011 graduates of Western Michigan University. Respondents were asked to indicate their primary post-graduation activity, including full-time employment, continuing education, part-time employment, post-graduate internship, volunteer activity, military service, self-employment, starting or raising a family, or seeking employment.

Two weeks before graduation, all graduating students received an invitation from the University President to complete the survey through a personalized announcement in GoWMU – the university portal. In addition, a personalized email invitation was sent to all graduating students with a unique link to a secure online survey. Non-respondents received follow-up messages via email. Graduating students and recent alumni could also complete the survey by visiting [www.wmich.edu/career](http://www.wmich.edu/career). Data collection cycle ended on September 30, 2010.

Participation in the survey was voluntary. If fewer than three responses were collected for a WMU major, the report does not contain data for that major. National salary data from the National Association of Colleges and Employers (NACE) is included in the report for comparison. More salary information can be found at [www.nacweb.org](http://www.nacweb.org), (800) 544-5272, or (610) 868-1421.

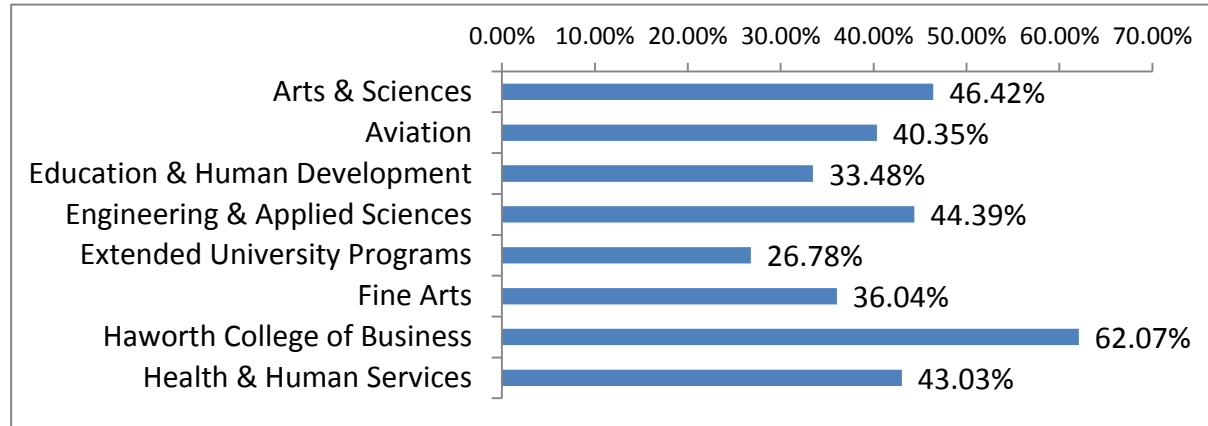
### **Disclaimer:**

This report is informational only. Information is provided by the individual and not fact-checked. Obvious errors, incomplete information, or extreme responses are excluded from this report. Only responses from graduates of August 2010, December 2010, April 2011, and June 2011 are included in this document.

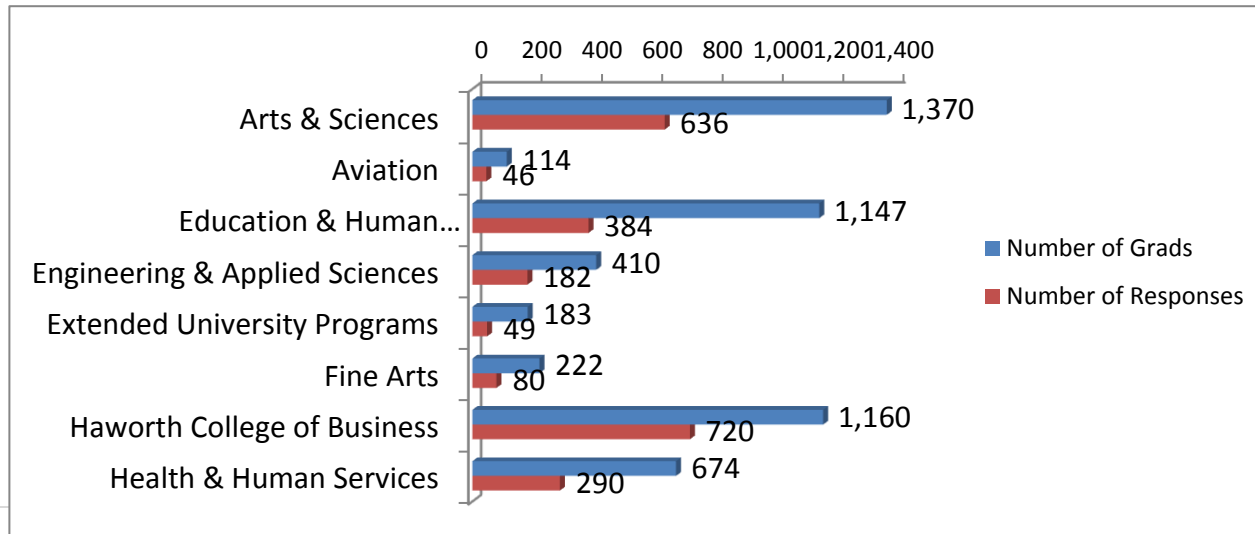
**SURVEY RESPONSE RATE**

Data is based on **2,387 responses**, which represents **45.21%** of total number of graduates (5,280) for 2010-11 academic year (August 2010, December 2010, April 2011, and June 2011). The response rate has increased by 20.21% as compared to the 2009-10 academic year. *The numbers of degrees granted used in the report reflects data included in Cognos.*

**Response Rate by College**

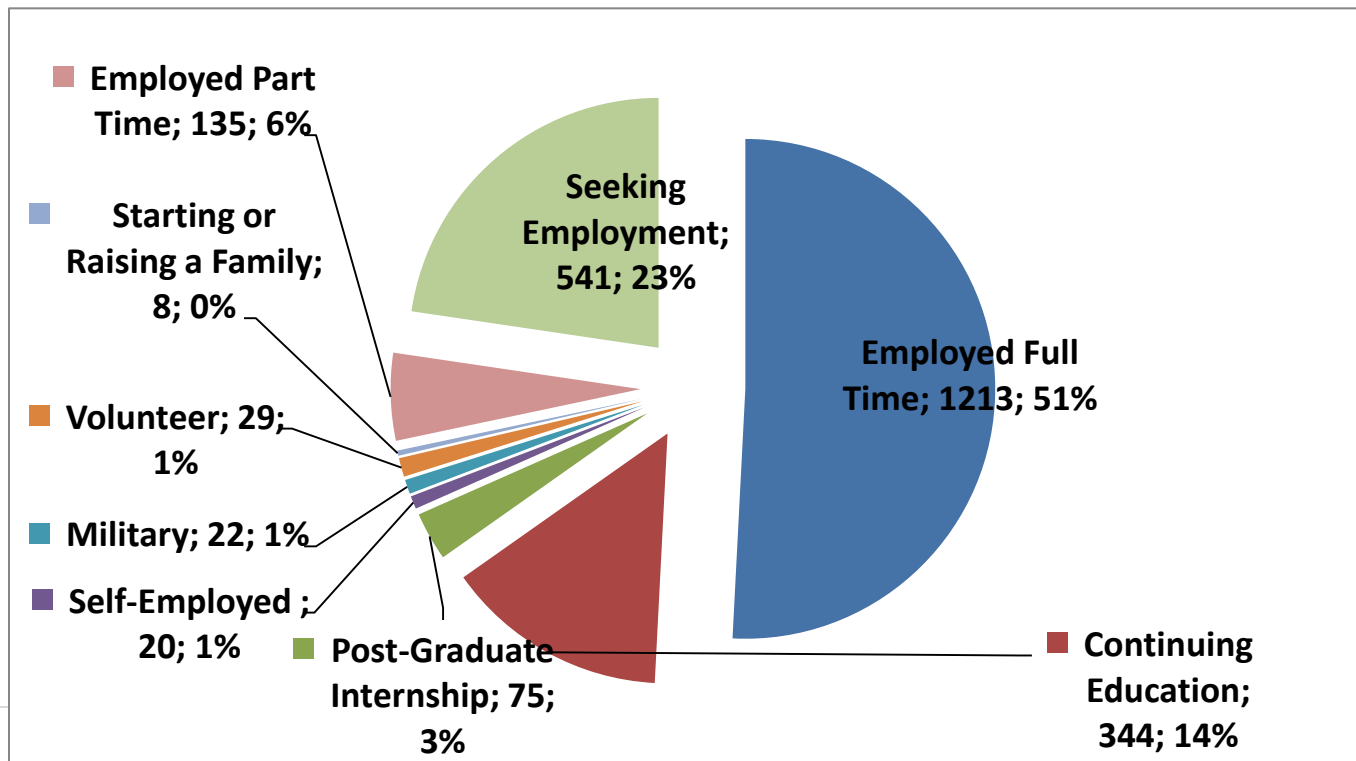


**Number of Responses in Relation to Number of Graduates**



**PRIMARY POST-GRADUATION ACTIVITY FOR WMU GRADUATES**

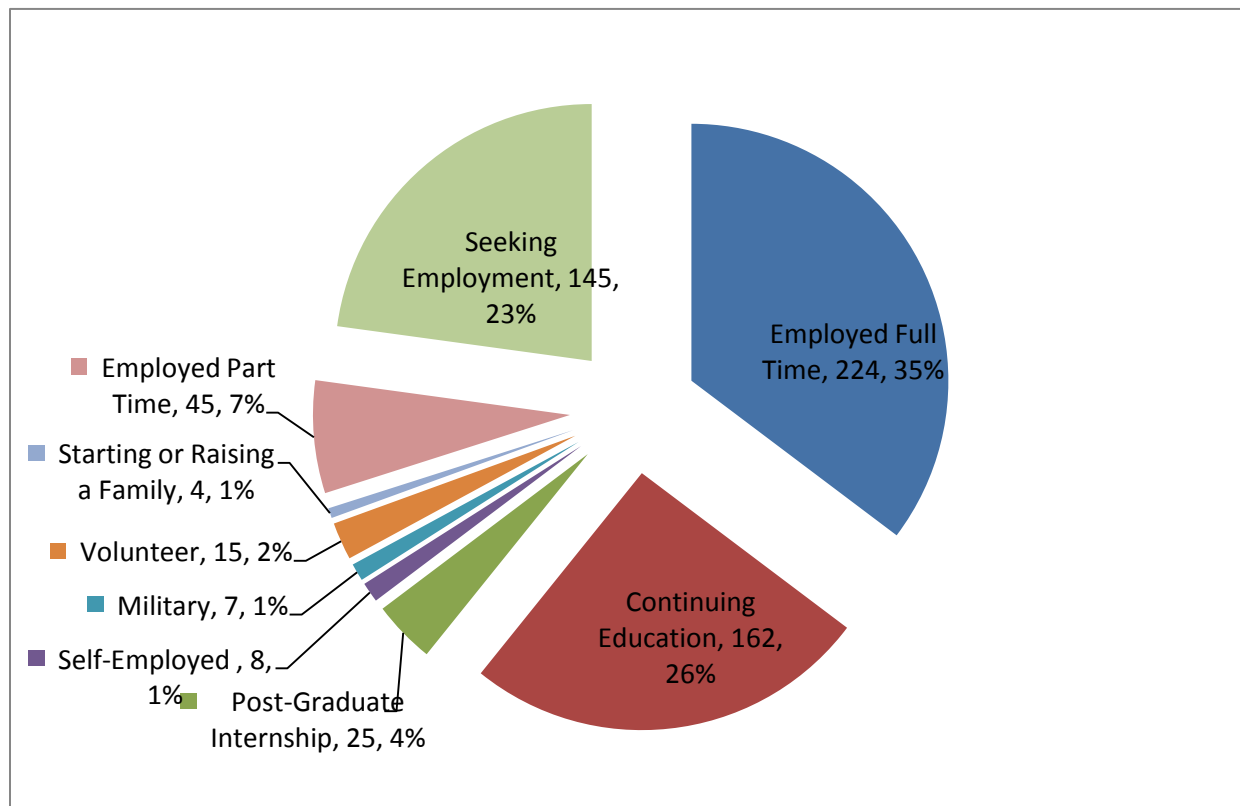
- Of all respondents, **77.34%** (1,846 individuals) **are actively engaged** in full-time employment, continuing education, military service, part-time employment, self-employment, volunteer activity, or starting or raising a family. This represents  $\uparrow 2.34\%$  (increase) from 2009-10.
  - 50.82% of all survey respondents (1,213 individuals) are **employed full time** ( $\uparrow 2.82\%$ )
  - 14.41% (344) are **continuing education** ( $\downarrow 1.61\%$ )
  - 5.66% (135) are **employed part time** ( $\downarrow 2.34\%$ )
  - 3.14% (75) are completing a **post-graduate internship** (data for 2009-10 not available)
  - 1.21% (29) are engaged in a **volunteer activity** ( $\downarrow 0.22\%$ )
  - 0.92% (22) are serving in the **military** (data for 2009-10 not available)
  - 0.84% (20) are **self-employed** ( $\downarrow 0.20\%$ )
  - 0.34% (8) are **starting or raising a family** ( $\downarrow 0.66\%$ )
- At the time of survey completion, 22.66% (541) graduates were seeking employment ( $\downarrow 2.34\%$ )
- **73.30%** (744) **of graduates** who provided the location of their employer are **working in Michigan**.



### RESPONSES BY COLLEGE

#### College of Arts and Sciences

- 46.35% of graduates (635 individuals) from the College of Arts and Sciences responded to the Graduation Employment Survey.
- 77% of survey respondents are actively engaged in employment or continuing education.



<b>College of Arts and Sciences - Bachelor Degrees</b>							
<b>Primary Academic Major</b>	<b>Number of Degrees Granted</b>	<b>Survey Responses for the Major</b>	<b>Employed Full Time</b>	<b>Continuing Education</b>	<b>Completed Internship while at WMU</b>	<b>Average Reported Salary</b>	<b>NACE Salary Data</b>
<b>Anthropology</b>	23	57% (13)	8% (1)	46% (6)	33% (2)	-	-
<b>Biochemistry</b>	7	43% (3)	67% (2)	0% (0)	33% (1)	\$39,000	-
<b>Biology</b>	28	50% (14)	29% (4)	21% (3)	21% (3)	-	\$41,697
<b>Biomedical Sciences</b>	89	34% (30)	20% (6)	53% (16)	10% (3)	\$41,750	-
<b>Chemistry</b>	12	50% (6)	33% (2)	33% (2)	0% (0)	-	\$39,768
<b>Communication Studies</b>	39	90% (35)	43% (15)	14% (5)	51% (18)	\$46,800	\$32,945
<b>Criminal Justice</b>	101	40% (40)	45% (18)	15% (6)	35% (14)	\$30,000	\$39,600
<b>Economics</b>	13	46% (6)	17% (1)	33% (2)	17% (1)	-	-
<b>English</b>	95	45% (43)	14% (6)	21% (9)	30% (13)	\$28,300	-

Graduation Employment Survey Report 2010-2011

<b>Primary Academic Major</b>	<b>Number of Degrees Granted</b>	<b>Survey Responses for the Major</b>	<b>Employed Full Time</b>	<b>Continuing Education</b>	<b>Completed Internship while at WMU</b>	<b>Average Reported Salary</b>	<b>NACE Salary Data</b>
<b>Environmental Studies</b>	27	37% (10)	20% (2)	0% (0)	30% (3)	-	-
<b>Film, Video, and Media Studies</b>	50	38% (19)	42% (8)	5% (1)	58% (11)	\$28,500	-
<b>Geography</b>	31	65% (20)	25% (5)	10% (2)	35% (7)	\$33,000	-
<b>Geosciences</b>	13	15% (2)	0% (0)	50% (1)	0% (0)	-	\$47,819
<b>Global and International Studies</b>	27	30% (8)	25% (2)	0% (0)	25% (2)	\$22,000	-
<b>History</b>	27	59% (16)	0% (0)	56% (9)	56% (9)	-	\$33,907
<b>Journalism</b>	25	48% (12)	50% (6)	0% (0)	92% (11)	\$25,780	\$34,120
<b>Mathematics</b>	9	44% (4)	25% (1)	11% (2)	0% (0)	-	\$61,136
<b>Organizational Communication</b>	62	29% (18)	28% (5)	11% (2)	50% (9)	\$28,830	-
<b>Philosophy</b>	5	20% (1)	0% (0)	0% (0)	0% (0)	-	-



Graduation Employment Survey Report 2010-2011

Primary Academic Major	Number of Degrees Granted	Survey Responses for the Major	Employed Full Time	Continuing Education	Completed Internship while at WMU	Average Reported Salary	NACE Salary Data
<b>Physics</b>	2	Insufficient responses				-	\$54,297
<b>Political Science</b>	65	57% (37)	11% (4)	46% (17)	54% (20)	\$52,500	\$45,214
<b>Psychology</b>	176	42% (74)	19% (14)	50% (37)	42% (31)	\$29,800	\$37,714
<b>Public Relations</b>	66	35% (23)	43% (10)	13% (3)	83% (19)	\$34,500	\$32,225
<b>Sociology</b>	33	52% (17)	41% (7)	29% (5)	53% (9)	\$41,700	\$30,456
<b>Spanish</b>	27	15% (4)	0% (0)	0% (0)	25% (1)	-	-
<b>Statistics</b>	4	100% (4)	25% (1)	50% (2)	0% (0)	-	-
<b>Telecommunications and Information Management</b>	6	67% (4)	50% (2)	75% (3)	0% (0)	-	-
<b>Women's Studies</b>	4	50% (2)	0% (0)	50% (1)	0% (0)	-	-

*Majors with insufficient responses for the report: Africana Studies, French, German, Latin, Religion*

<b>College of Arts and Sciences - Masters Degrees</b>							
<b>Primary Academic Major</b>	<b>Number of Degrees Granted</b>	<b>Survey Responses for the Major</b>	<b>Employed Full Time</b>	<b>Continuing Education</b>	<b>Completed Internship while at WMU</b>	<b>Average Reported Salary</b>	<b>NACE Salary Data</b>
<b>Anthropology</b>	6	50% (3)	33% (1)	33% (1)	0% (0)	\$57,500	-
<b>Biological Sciences</b>	4	75% (3)	33% (1)	33% (1)	0% (0)	\$67,500	\$37,250
<b>Chemistry</b>	3	67% (2)	100% (2)	0% (0)	0% (0)	\$47,500	-
<b>Communication</b>	12	67% (8)	25% (2)	38% (3)	38% (3)	\$50,000	\$42,000
<b>Economics</b>	14	29% (4)	25% (1)	25% (1)	0% (0)	-	-
<b>English</b>	18	39% (7)	86% (6)	29% (2)	0% (0)	\$52,750	-
<b>Geography</b>	4	225% (9)	33% (3)	22% (2)	44% (4)	\$45,000	-
<b>Geosciences</b>	13	15% (2)	100% (2)	0% (0)	0% (0)	\$68,750	\$56,689
<b>History</b>	8	50% (4)	0% (0)	25% (1)	25% (1)	-	-

Graduation Employment Survey Report 2010-2011

Primary Academic Major	Number of Degrees Granted	Survey Responses for the Major	Employed Full Time	Continuing Education	Completed Internship while at WMU	Average Reported Salary	NACE Salary Data
<b>Development Administration</b>	34	15% (5)	60% (3)	0% (0)	0% (0)	\$52,500	-
<b>Mathematics</b>	19	21% (4)	50% (2)	50% (2)	0% (0)	\$42,500	\$46,667
<b>Philosophy</b>	10	40% (4)	0% (0)	50% (2)	0% (0)	-	-
<b>Physics</b>	4	25% (1)	0% (0)	0% (0)	0% (0)	-	\$45,000
<b>Political Science</b>	7	86% (6)	50% (3)	17% (1)	0% (0)	\$53,500	-
<b>Psychology</b>	24	46% (11)	55% (6)	18% (2)	36% (4)	\$49,500	\$38,246
<b>Public Administration</b>	16	81% (13)	77% (10)	0% (0)	0% (0)	\$50,350	-
<b>Science Education</b>	5	40% (2)	100% (2)	0% (0)	0% (0)	\$33,750	-
<b>Sociology</b>	3	167% (5)	40% (2)	60% (3)	0% (0)	\$46,750	\$49,143
<b>Statistics</b>	9	44% (4)	0% (0)	50% (2)	0% (0)	-	-

*Insufficient responses for the report: Comparative Religion, Medieval Studies, Spanish*

<b>College of Arts and Sciences - Doctoral Degrees</b>							
<b>Primary Academic Major</b>	<b>Number of Degrees Granted</b>	<b>Survey Responses for the Major</b>	<b>Employed Full Time</b>	<b>Continuing Education</b>	<b>Completed Internship while at WMU</b>	<b>Average Reported Salary</b>	<b>NACE Salary Data</b>
<b>Applied Economics</b>	4	50% (2)	100% (2)	0% (0)	50% (1)	\$52,500	-
<b>Biological Sciences</b>	1	100% (1)	100% (1)	0% (0)	0% (0)	-	\$50,604
<b>Chemistry</b>	7	71% (5)	60% (3)	0% (0)	0% (0)	\$63,750	\$71,378
<b>English</b>	7	71% (5)	60% (3)	0% (0)	0% (0)	\$52,500	-
<b>History</b>	6	33% (2)	50% (1)	0% (0)	0% (0)	\$52,500	-
<b>Mathematics</b>	3	67% (2)	50% (1)	0% (0)	0% (0)	\$77,500	\$64,133
<b>Physics</b>	5	40% (2)	50% (1)	0% (0)	50% (1)	-	\$68,000
<b>Psychology</b>	16	38% (6)	83% (5)	0% (0)	83% (5)	\$64,000	\$62,000
<b>Sociology</b>	4	25% (1)	100% (1)	0% (0)	0% (0)	\$52,500	\$57,011
<b>Statistics</b>	3	67% (2)	50% (1)	0% (0)	50% (1)	-	\$64,133

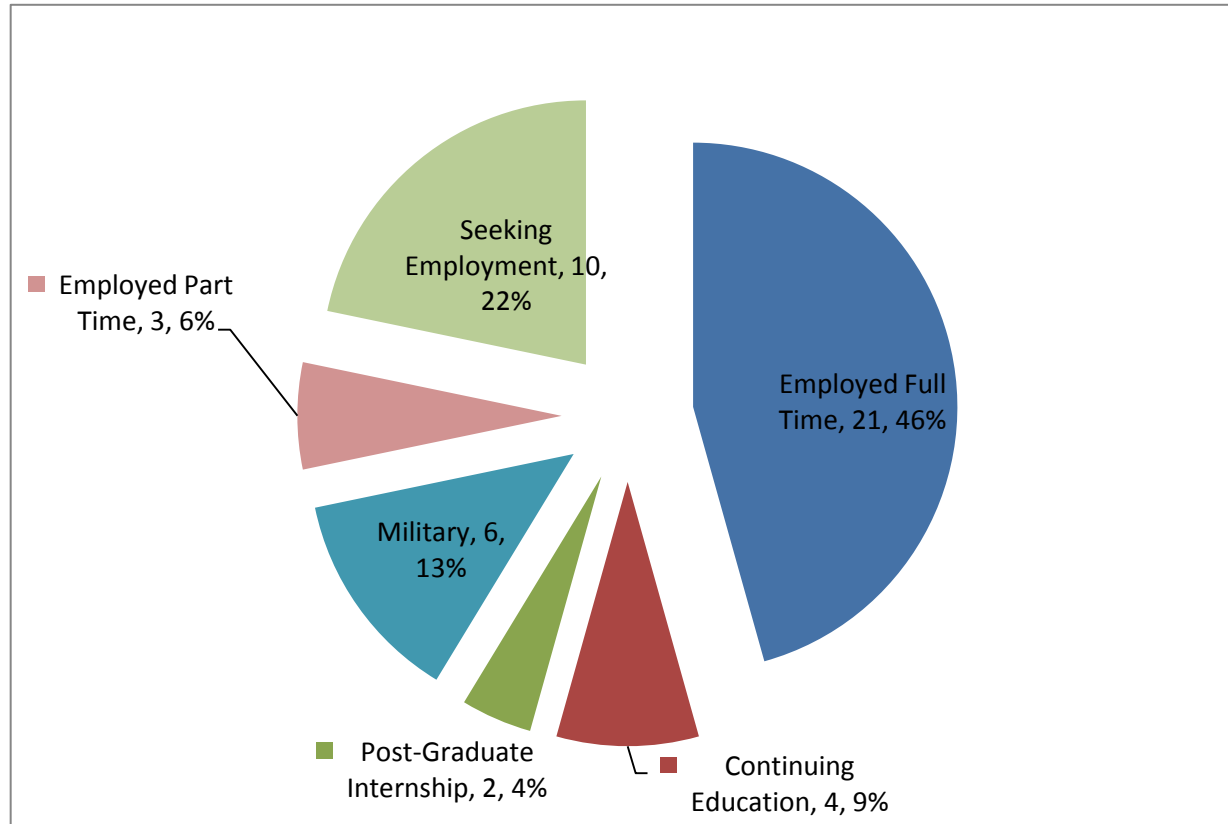
*Insufficient responses for the report: Evaluation, Geosciences, Public Administration, Spanish*

<b>College of Arts and Sciences</b>		
<b>Academic Major</b>	<b>Sample Job Titles</b>	<b>Sample Employers</b>
<b>Biochemistry Biology Biomedical Sciences Chemistry</b>	Analytical R&D Associate Chemist Extraction Scientist Hazardous Waste Chemist Microbiologist Quality Control Lab tech. Research Associate Scientist	Contract Research Organization Drug and Laboratory Disposal Forensic Fluids Laboratories J. Rettenmaier Perrigo Proteos, Inc. Stryker
<b>Communication Studies</b>	Advocate at a Domestic Violence Women's Shelter Branch Manager Corporate Trainee Customer Support Associate Human Resource Generalist Mortgage Banker Offsite Auction Manager Personal Assistant Recruiter	Aerotek Alcoa Biddergy, LLC Corporational Work Fabri-Kal Oasis Family Resource Center Quad/Graphics Quicken Loans Recruiting/Staffing Agency US Bank
<b>Criminal Justice</b>	Clerk Field Investigator Legal Receptionist Public Safety Officer Quality Assurance Technician Security Guard Senior Legal Assistant	Coburn Investigative Agency Crossroads Mall Kalamazoo County Government Mound Laser and Photonics Center St. Joseph Mercy Hospital Stephen L. Langeland, P.C.
<b>Geography</b>	Environmental Consultant Environmental Scientist Geologist Government Project Consultant	Government MECx LP Shell Exploration and Production Company SRI

Academic Major	Sample Job Titles	Sample Employers
<b>Journalism</b>	Freelance Photojournalist Human Resources Sports Reporter Sports Writer	Anesthesea Business Consultants Heritage Media Kalamazoo Gazette The Flint Journal
<b>Organizational Communication</b>	Child Care Account Manager Event Planning Human Resource Manager	CLC Morgan Stanley Smith Barney
<b>Political Science</b>	Assistance Payments Worker/Eligibility Specialist Executive Director Federal Relations Coordinator Regional Manager	Mars Hill Senator Debbie Stabenow State of Michigan U.S. Chamber of Commerce
<b>Psychology</b>	Applied Behavior Analysis Associate Clinical Director Level II Teacher Patient Navigator Public Affairs Assistant Resident Care Provider Resident Coordinator Teacher Youth Counselor	ABA Treatment Cherry Street Health Services Keystone Behavioral Pediatrics Lakeside Academy New England Center for Children Pine Rest Probation Center Public School State Farm Insurance
<b>Public Relations</b>	Account Coordinator Account Executive Event Planner Process Management Consultant Public Relations and Assistant Sales Public Relations Representative	Bronson Healthcare Group Film Production Company Forbes Kalamazoo Country Club Ketchum Non-Profit Organization
<b>Sociology</b>	Assistance Payments Worker Children's Protective Services Specialist Economic Development Manager Research Analyst	Kellogg Company Michigan Department of Human Services The City of Plainwell Westat

**College of Aviation**

- 40.35% of graduates (46 individuals) from the College of Aviation responded to the Graduation Employment Survey.
- 78% of survey respondents are actively engaged in employment or continuing education.



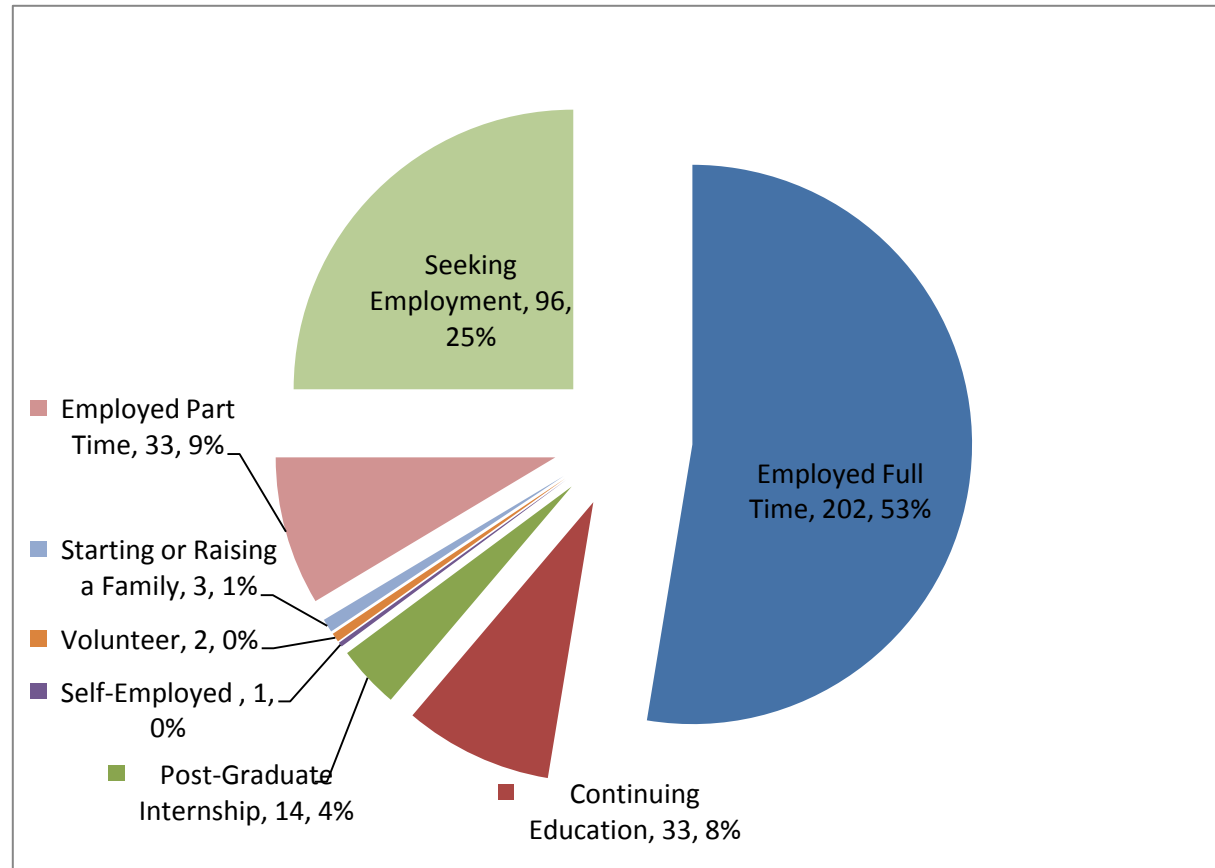
<b>College of Aviation - Bachelor Degrees</b>							
<b>Primary Academic Major</b>	<b>Number of Degrees Granted</b>	<b>Survey Responses for the Major</b>	<b>Employed Full Time</b>	<b>Continuing Education</b>	<b>Completed Internship while at WMU</b>	<b>Average Reported Salary</b>	<b>NACE Salary Data</b>
<b>Aviation Flight Science</b>	60	30% (18)	44% (8)	11% (2)	0% (0)	\$26,300	-
<b>Aviation Maintenance Technology</b>	14	43% (6)	67% (4)	17% (1)	50% (3)	\$29,700	-
<b>Aviation Science and Administration</b>	40	53% (21)	33% (7)	5% (1)	19% (4)	\$32,600	-

<b>College Aviation</b>		
<b>Academic Major</b>	<b>Sample Job Titles</b>	<b>Sample Employers</b>
<b>Aviation Flight Science</b>	Crew Scheduling Supervisor Customer Service Flight Instructor Recruitment and Outreach Assistant	Frontier Airlines Western Michigan University
<b>Aviation Maintenance Technology</b>	Aircraft Technician Maintenance Technician	Corporate Airline Duncan Aviation
<b>Aviation Science and Administration</b>	Airport Operations Specialist Certified Flight Instructor Professional Aide	Flight School Lafayette Airport Commission Michigan State University Western Michigan University



**College of Education and Human Development**

- 33.48% of graduates (383 individuals) from the College of Education and Human Development responded to the Graduation Employment Survey.
- 74% of survey respondents are actively engaged in employment or continuing education.



<b>College of Education and Human Development - Bachelor Degrees</b>							
<b>Primary Academic Major</b>	<b>Number of Degrees Granted</b>	<b>Survey Responses for the Major</b>	<b>Employed Full Time</b>	<b>Continuing Education</b>	<b>Completed Internship while at WMU</b>	<b>Average Reported Salary</b>	<b>NACE Salary Data</b>
<b>Athletic Training</b>	10	70% (7)	14% (1)	14% (1)	29% (2)	-	-
<b>Dietetics</b>	25	60% (15)	13% (2)	13% (1)	0% (0)	-	-
<b>Early Childhood Development</b>	74	11% (8)	25% (2)	13% (1)	75% (6)	-	\$29,948
<b>Elementary Education</b>	91	49% (45)	44% (20)	2% (1)	78% (35)	\$31,900	\$28,494
<b>Exercise Science</b>	72	24% (17)	6% (1)	71% (12)	94% (16)	-	-
<b>Family Studies</b>	49	45% (22)	45% (10)	9% (2)	86% (19)	\$39,000	-
<b>Food Service Administration</b>	4	75% (3)	33% (1)	0% (0)	0% (0)	-	-
<b>Health Education</b>	7	57% (4)	25% (1)	0% (0)	75% (3)	-	-
<b>Interior Design</b>	11	36% (4)	25% (1)	0% (0)	100% (4)	-	-
<b>Physical Education</b>	15	47% (7)	86% (6)	0% (0)	57% (4)	\$34,500	-

Graduation Employment Survey Report 2010-2011

Primary Academic Major	Number of Degrees Granted	Survey Responses for the Major	Employed Full Time	Continuing Education	Completed Internship while at WMU	Average Reported Salary	NACE Salary Data
Recreation	17	29% (5)	40% (2)	0% (0)	100% (5)	-	-
Secondary Education	149	36% (53)	26% (14)	4% (2)	83% (44)	\$33,400	\$34,009
Special Education Elementary	40	40% (16)	38% (6)	0% (0)	88% (14)	\$31,000	-
Special Education Secondary	8	63% (5)	20% (1)	0% (0)	80% (4)	-	\$34,092
Textile and Apparel Studies	57	32% (18)	56% (10)	0% (0)	39% (7)	\$45,100	\$44,192

*Insufficient responses for the report: Child & Family Development*

<b>College of Education and Human Development - Master Degrees</b>							
Primary Academic Major	Number of Degrees Granted	Survey Responses for the Major	Employed Full Time	Continuing Education	Completed Internship while at WMU	Average Reported Salary	NACE Salary Data
Career & Technical Education	26	27% (7)	100% (7)	0% (0)	57% (4)	\$52,300	-
Counselor Education	77	22% (17)	76% (13)	0% (0)	82% (14)	\$41,700	-
Counseling Psychology	39	33% (13)	46% (6)	15% (2)	100% (13)	\$45,300	-

Graduation Employment Survey Report 2010-2011

Primary Academic Major	Number of Degrees Granted	Survey Responses for the Major	Employed Full Time	Continuing Education	Completed Internship while at WMU	Average Reported Salary	NACE Salary Data
<b>Educational Leadership</b>	85	35% (30)	70% (21)	13% (4)	70% (21)	\$48,600	\$41,758
<b>Educational Technology</b>	30	23% (7)	71% (5)	0% (0)	0% (0)	\$50,600	-
<b>Exercise and Sports Medicine</b>	28	39% (11)	45% (5)	9% (1)	45% (5)	\$42,800	-
<b>Family &amp; Consumer Sciences</b>	23	39% (9)	89% (8)	0% (0)	78% (7)	\$47,687	-
<b>Human Resources Development</b>	13	46% (6)	83% (5)	0% (0)	0% (0)	\$56,500	-
<b>Literacy Studies</b>	23	26% (6)	67% (4)	0% (0)	0% (0)	\$43,100	-
<b>Physical Education</b>	32	19% (6)	33% (2)	0% (0)	83% (5)	\$48,750	-
<b>Practice of Teaching</b>	34	18% (6)	67% (4)	0% (0)	33% (2)	\$42,250	-
<b>Special Education</b>	27	37% (10)	80% (8)	10% (1)	40% (4)	\$35,300	\$33,238
<b>Teaching Children – Visually Impaired</b>	3	33% (1)	100% (1)	0% (0)	100% (1)	-	-

*Insufficient responses: Early Professional Development, Eval/Masurement & Research, Reading, Socio-Cultural*

<b>College of Education and Human Development - Doctoral Degrees</b>							
<b>Primary Academic Major</b>	<b>Number of Degrees Granted</b>	<b>Survey Responses</b>	<b>Employed Full Time</b>	<b>Continuing Education</b>	<b>Completed Internship while at WMU</b>	<b>Average Reported Salary</b>	<b>NACE Salary Data</b>
<b>Counseling Psychology</b>	12	25% (3)	100% (3)	0% (0)	100% (3)	\$59,200	-
<b>Counselor Education</b>	4	25% (1)	100% (1)	-	100% (1)	\$47,500	-
<b>Educational Leadership</b>	29	31% (9)	78% (7)	0% (0)	33% (3)	\$60,700	\$80,528
<b>Eval/Measurement &amp; Research</b>	2	50% (1)	100% (1)	-	0% (0)	-	-
<b>Special Education</b>	1	100% (1)	100% (1)	-	100% (1)	-	-

<b>College of Education and Human Development</b>		
<b>Academic Major</b>	<b>Sample Job Titles</b>	<b>Sample Employers</b>
<b>Counseling Psychology</b>	Clinical Assistant Clinical Supervisor Limited License Psychologist Therapist/Case Manager TLLP, LLPC Psychologist	Family & Children Services Health Care Kalamazoo Psychology LLC Pine Rest Mental Health Services Touchstone Innovare
<b>Counselor Education</b>	Case Manager Children's Protective Service Director of Guidance Elementary School Counselor Program Manager Recruitment Coordinator Student Services Coordinator Therapist	Eaton Intermediate School District, Career Preparation Center Fresno County Economic Opportunity Commission GR Public Schools Kearsley Community Schools Mona Shores Schools University of Michigan-Flint Woodlands Behavioral Healthcare Network
<b>Educational Leadership</b>	Academic and Administration Services Athletic Director/Student Success Coordinator Data/ School Improvement Coach Dean of Instruction and Assessment Elementary Teacher English Teacher / Auditorium Director Executive Director High School Principal Instructional Coach School Teacher	ATS Academic Temp. Services Bangor Public Schools Benton Harbor Schools Boys & Girls Club of Benton Harbor Centreville Public Schools Elementary School Gary Community School Corporation Kalamazoo Public Schools Kent ISD National Heritage Academies Oakridge Public Schools Pellston Public Schools

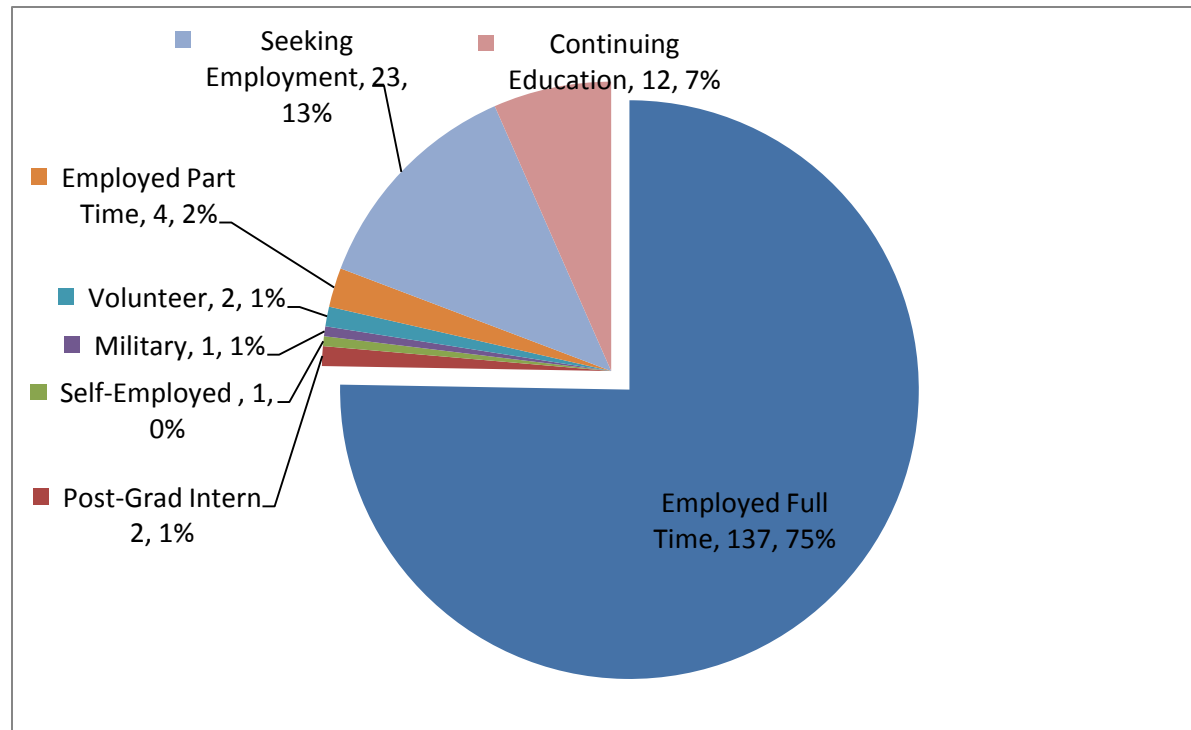
<b>Academic Major</b>	<b>Sample Job Titles</b>	<b>Sample Employers</b>
<b>Elementary Education</b>	4th Grade Teacher Director of Childcare Facility Elementary School Teacher Preschool Teacher School-Age Teacher	Childcare/ Learning Center KinderCare Little Friends Child Care National Heritage Academies Public School Teach For America
<b>Exercise and Sports Medicine</b>	Assistant Athletic Trainer Instructor of Wellness/Athletic Trainer Personal Trainer Physical Therapist-Sports Medicine	Culver Academy Life Time Fitness North Carolina Wesleyan College Skilled Nursing Facility & Sports Medicine Clinic
<b>Family and Consumer Sciences</b>	Appropriations Committee Clerk FACS Teacher	South Bend ISD State of Michigan House of Representatives
<b>Family Studies</b>	Center Director Child Care Clinical Dietitian Coordinator of Health Initiatives Family and Consumer Sciences Teacher Family Support Specialist Foster Care Worker Infant Room Lead Teacher Program leader Teacher	Allegan County Early Head Start American Cancer Society Child Care Child Protective Services MI Department of Human Services Even Start Alternative School Grand Rapids Public Schools Kalamazoo Public Schools Lakewood Public Schools Michigan Family Resources
<b>Physical Education</b>	Assistant Basketball Coach Lead Teacher Physical Education/Health Teacher Physical Educator Strength and Conditioning Instructor Substitute Teacher	PESG Rockford Public Schools Tutor Time West Michigan Aviation Academy Western Michigan University

<b>Academic Major</b>	<b>Sample Job Titles</b>	<b>Sample Employers</b>
<b>Secondary Education</b>	Biology Teacher Business/Vocational Teacher Earth Science Teacher Math Teacher Middle School English	Advanced Technology Academy Avondale High School Hastings Area School System Parchment High School
<b>Special Education</b>	K-5 Resource Room Teacher Special Education Teacher Special Education Teacher Resource Room	Comstock Public Schools Decatur Public Schools Kalamazoo Regional Education Services Agency Lawton Community Schools Mendon Community Schools San Cayetano Elementary Yuma District One School District
<b>Textile and Apparel Studies</b>	Assistant Designer Consultant Executive Team Leader Softlines Team Leader	Consulting Firm Fashion Industry Meijer Target



### College of Engineering and Applied Sciences

- 44.39% of graduates (182 individuals) from the College of Engineering and Applied Sciences responded to the Graduation Employment Survey.
- 87% of survey respondents are actively engaged in employment or continuing education.



<b>College of Engineering and Applied Sciences - Bachelor Degrees</b>							
<b>Primary Academic Major</b>	<b>Number of Degrees Granted</b>	<b>Survey Responses for the Major</b>	<b>Employed Full Time</b>	<b>Continuing Education</b>	<b>Completed Internship while at WMU</b>	<b>Average Reported Salary</b>	<b>NACE Salary Data</b>
<b>Aeronautical Engineering</b>	23	30% (7)	57% (4)	14% (1)	29% (2)	\$55,800	\$60,188
<b>Chemical Engineering</b>	31	48% (15)	87% (13)	0% (0)	60% (9)	\$62,300	\$64,641
<b>Civil Engineering</b>	36	39% (14)	50% (7)	21% (3)	79% (11)	\$48,800	\$48,885
<b>Computer Engineering</b>	5	80% (4)	100% (4)	0% (0)	50% (2)	\$50,000	\$59,298
<b>Computer Science</b>	23	26% (6)	17% (1)	33% (2)	17% (1)	-	\$61,783
<b>Construction Engineering</b>	8	25% (2)	0% (0)	0% (0)	0% (0)	-	\$49,164
<b>Electrical Engineering</b>	31	68% (21)	71% (15)	10% (2)	55% (11)	\$61,500	\$61,690
<b>Engineering Graphics and Design Technology</b>	18	39% (7)	100% (7)	0% (0)	57% (4)	\$42,800	-
<b>Engineering Management Technology</b>	20	65% (13)	92% (12)	0% (0)	46% (6)	\$51,700	-
<b>Imaging</b>	21	33% (7)	57% (4)	0% (0)	100% (7)	\$37,400	-

Graduation Employment Survey Report 2010-2011

Primary Academic Major	Number of Degrees Granted	Survey Responses	Employed Full Time	Continuing Education	Completed Internship while at WMU	Average Reported Salary	NACE Salary Data
Industrial and Entrepreneurial Engineering	7	57% (4)	75% (3)	25% (1)	100% (4)	\$65,800	\$56,369
Manufacturing Engineering Technology	10	50% (5)	80% (4)	0% (0)	40% (2)	\$57,500	\$49,833
Mechanical Engineering	68	43% (29)	90% (26)	3% (1)	59% (17)	\$52,700	\$60,598
Paper Engineering / Science	4	50% (2)	100% (2)	0% (0)	100% (2)	67,500	\$57,257

**College of Engineering and Applied Sciences - Master Degrees**

Primary Academic Major	Number of Degrees Granted	Survey Responses	Employed Full Time	Continuing Education	Completed Internship while at WMU	Average Reported Salary	NACE Salary Data
Civil Engineering	9	11% (1)	0% (0)	0% (0)	100% (1)	-	\$57,812
Computer Engineering	3	33% (1)	100% (1)	0% (0)	0% (0)	-	\$76,822
Computer Science	17	29% (5)	60% (3)	0% (0)	20% (1)	\$67,500	\$72,703
Electrical Engineering	14	29% (4)	75% (3)	25% (1)	0% (0)	\$75,000	\$73,857

Graduation Employment Survey Report 2010-2011

Primary Academic Major	Number of Degrees Granted	Survey Responses	Employed Full Time	Continuing Education	Completed Internship while at WMU	Average Reported Salary	NACE Salary Data
Engineering Management	21	43% (9)	89% (8)	0% (0)	33% (3)	\$70,300	-
Industrial Engineering	21	43% (9)	89% (8)	0% (0)	44% (4)	\$61,700	\$66,804
Mechanical Engineering	7	71% (5)	80% (4)	20% (1)	40% (2)	\$56,300	\$68,065
Paper/Imaging Science & Engineering	7	57% (4)	50% (2)	0% (0)	100% (4)	\$57,500	-

*Insufficient responses for the report: Manufacturing Engineering, Operations Research*

<b>College of Engineering and Applied Sciences - Doctoral Degrees</b>								
Primary Academic Major	Number of Degrees Granted	Survey Responses	Employed Full Time	Continuing Education	Completed Internship while at WMU	Average Reported Salary	NACE Salary Data	
Computer Science	3	100% (3)	100% (3)	0% (0)	0% (0)	\$57,500	\$86,244	
Electrical & Computer Engineering	4	0% (0)	-					\$90,936
Industrial Engineering	3	0% (0)	-					\$80,091

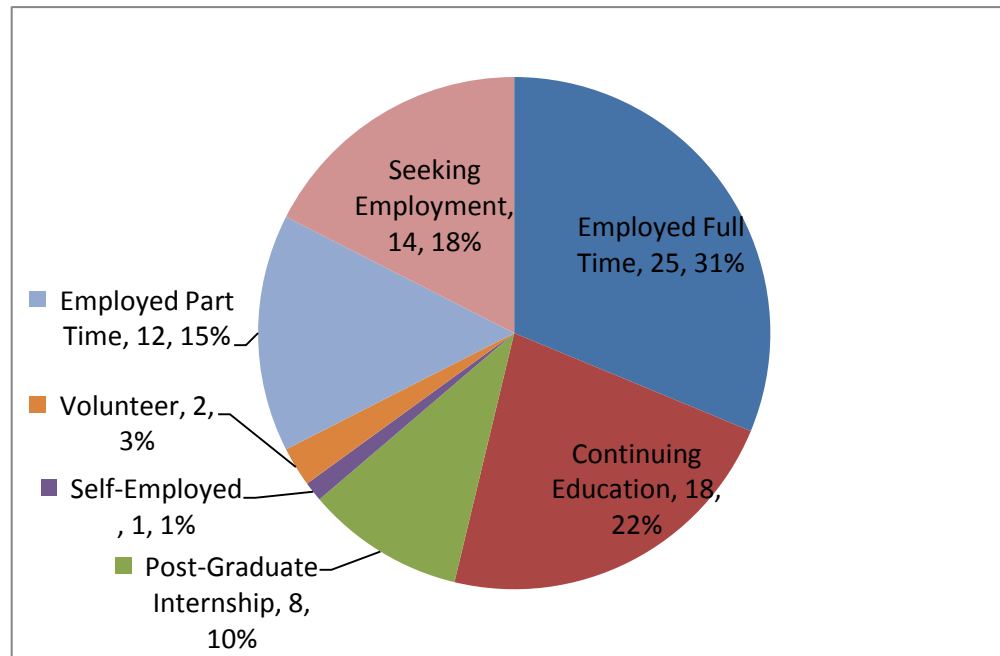
<b>College of Engineering and Applied Sciences</b>		
<b>Academic Major</b>	<b>Sample Job Titles</b>	<b>Sample Employers</b>
<b>Aeronautical Engineering</b>	Associate Engineer Suspension and Geometry and Tuning Components Design Engineer	Chrysler LLC L-3 Communications Parker Hannifin Aerospace-Hydraulic Systems Division
<b>Chemical Engineering</b>	API Manufacturing Engineer/Specialist Application Engineer Associate Field Professional Pipeline Integrity Management Process Engineer Process Validation Production Supervisor Project Engineer Validation Engineer	BGL Asset Services Chemical Production Food & Beverage Halliburton Energy Services IBS Paper Performance Group Paper Industry Post Foods Premier Tool and Die Cast
<b>Civil Engineering</b>	Civil Engineer EIT Engineer I Field Engineer Junior Engineer Make Ready Design Technician/Engineer	Civil Engineering and Construction Consumers Energy Patrick Energy Service Tucker, Young, Jackson, Tull Wade Trim Group Inc.
<b>Computer Engineering</b>	Software Test Engineer Systems Engineer	Gentex Corporation Mobile Printing
<b>Electrical Engineering</b>	Controls/ Project Engineer Electrical Engineer Electronics Engineer I & C Design Engineer New Product Manufacturing Engineer Operations Engineering Electrical Quality Engineer Software Engineer Test Engineer	Bastian Material Handling Chrysler Consumers Energy Dana Corporation Detroit Edison Ford Motor Company Honeywell ITC Holdings Corporation Stryker

Academic Major	Sample Job Titles	Sample Employers
<b>Engineering Graphics and Design Technology</b>	Design Engineer Marine Drafter Product Engineer Project Engineer Staff Engineer	Engineering Design Firm Four Winns Isringhausen USA Inc. MOR/Ryde International Parker Hannifin Corporation Purolator Filters NA LLC Thermoforming
<b>Engineering Management Technology</b>	Management Trainee National Security Analyst Production Scheduler Project Engineer Project Manager Staff Engineer Supplier Development Leader Testing Technician	Areotek Eaton Steel Bar Co. Innotec Rolls-Royce North America Schupan Sonoco Stryker United States Government
<b>Imaging</b>	Account Manager Graphic Artist Project Manager Research & Curriculum Specialist	Digital Printing Industry Printing Company Specialty Print Communications X-Rite Inc.
<b>Industrial Engineering</b>	Manufacturing Engineer Quality Assurance Engineer Senior Advanced Manufacturing Engineer Senior Network Analyst Supply Chain Planner	Kellogg Company Parker Hannifin Stryker Instruments
<b>Manufacturing Engineering Technology</b>	Associate Manufacturing Engineer Production Engineer Quality Quality Manager R&D Engineer	Erdman Machine Co. General Motors LG Chem of Michigan

Academic Major	Sample Job Titles	Sample Employers
<b>Mechanical Engineering</b>	Application Sales Engineer Applications Engineer Assistant Product Engineer Associate Application Engineer Consulting Engineer Design Engineer Manufacturing Development Engineer Manufacturing Engineer - Body Structure Mechanical Designer Mechanical Engineer Product / Manufacturing Engineer Product Engineer Production Support Engineer Project Engineer	Chrysler Group LLC E2W Engineering FEMA Corporation Flowserve Corporation Ford Motor Company General Dynamics Land Systems Gentex Humphrey Products Company HVAC Nexteer Automotive Oil Company Parker Hannifin Roush Enterprises Siemens PLM Stryker Medical Thermal Tech Engineering
<b>Paper Engineering / Science</b>	Applications Engineer Process Engineer Research and Development Associate Quality Manager	Georgia Pacific IBS Paper Performance Group Inland Label Sonoco

**College of Fine Arts**

- 36.04% of graduates (80 individuals) from the College of Fine Arts responded to the Graduation Employment Survey.
- 82% of survey respondents are actively engaged in employment or continuing education.





<b>College of Fine Arts - Bachelor Degrees</b>							
<b>Primary Academic Major</b>	<b>Number of Degrees Granted</b>	<b>Survey Responses for the Major</b>	<b>Employed Full Time</b>	<b>Continuing Education</b>	<b>Completed Internship while at WMU</b>	<b>Average Reported Salary</b>	<b>NACE Salary Data</b>
<b>Art</b>	35	46% (16)	31% (5)	13% (2)	31% (5)	\$30,000	-
<b>Art History</b>	5	40% (2)	0% (0)	0% (0)	100% (2)	-	-
<b>Music</b>	11	36% (4)	50% (2)	0% (0)	25% (1)	\$30,300	-
<b>Music Education</b>	16	44% (7)	14% (1)	43% (3)	71% (5)	-	-
<b>Music Performance</b>	22	36% (8)	13% (1)	75% (6)	25% (2)	-	-
<b>Music Theatre Performance</b>	10	30% (3)	33% (1)	0% (0)	33% (1)	-	-
<b>Music Therapy</b>	5	80% (4)	25% (1)	0% (0)	50% (2)	-	-
<b>Theatre: Design / Technical Production</b>	7	71% (5)	20% (1)	0% (0)	60% (3)	-	-
<b>Theatre: Performance</b>	14	43% (6)	17% (1)	67% (4)	17% (1)	-	-

*Majors with insufficient responses for the report: Art Education, Music: Jazz Studies*

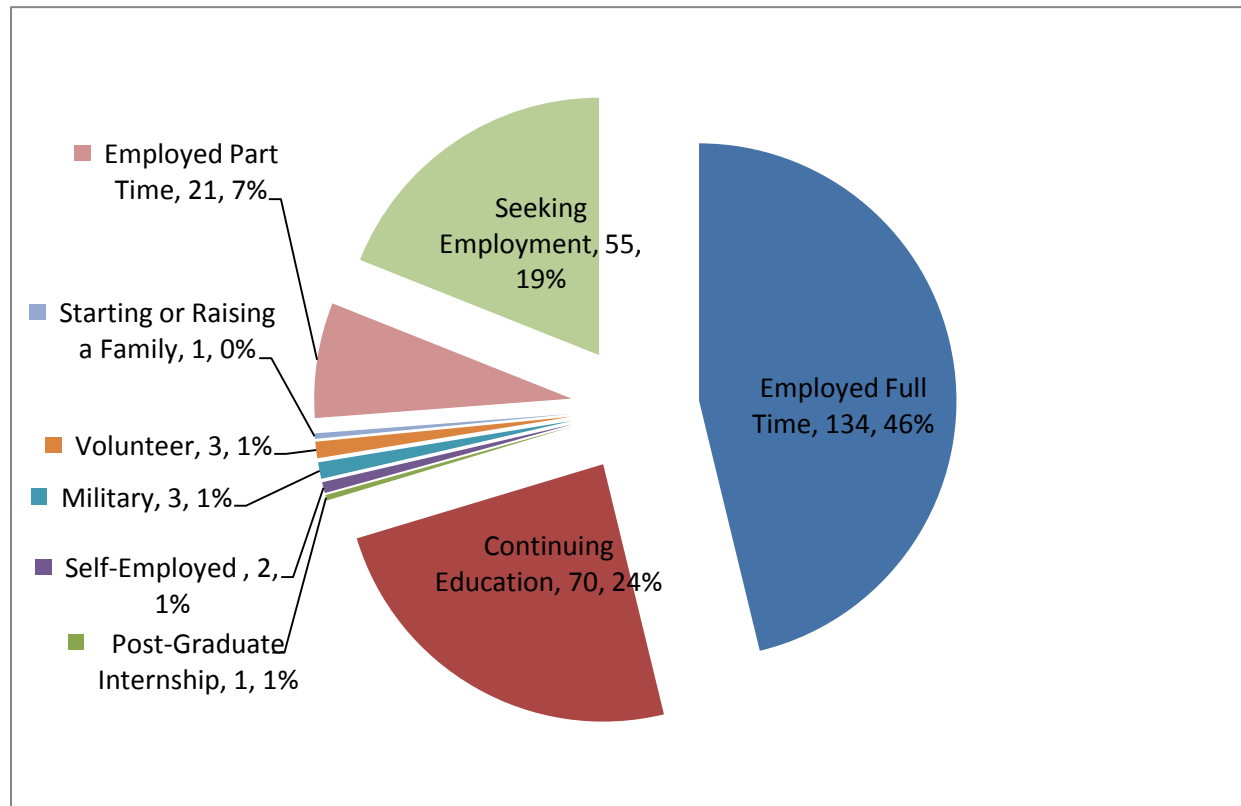
<b>College of Fine Arts - Master Degrees</b>							
<b>Primary Academic Major</b>	<b>Number of Degrees Granted</b>	<b>Survey Responses for the Major</b>	<b>Employed Full Time</b>	<b>Continuing Education</b>	<b>Completed Internship while at WMU</b>	<b>Average Reported Salary</b>	<b>NACE Salary Data</b>
<b>Music Performance</b>	13	77% (10)	50% (5)	30% (3)	20% (2)	\$47,500	-

*Insufficient responses for the report: Art, Art Education, Music, Performing Arts Admin, Theatre*

<b>College of Fine Arts</b>		
<b>Academic Major</b>	<b>Sample Job Titles</b>	<b>Sample Employers</b>
<b>Music Education</b>	Teacher Development & Marketing Associate	Detroit Chamber Winds & Strings Public School
<b>Music Performance</b>	Neurologic Music Therapist Director of Bands Director of Recreational Therapy	HCR Manor Care - Heartland Hospital
<b>Theater Studies</b>	Dance Instructor Film Costume Designer and Head of Wardrobe Stage Manager	Film Industry Fred Astaire Bloomfield Hills Theatre

### College of Health and Human Services

- 42.88% of graduates (289 individuals) from the College of Health and Human Services responded to the Graduation Employment Survey.
- 80% of survey respondents are actively engaged in employment or continuing education.



<b>College of Health and Human Services - Bachelor Degrees</b>							
<b>Primary Academic Major</b>	<b>Number of Degrees Granted</b>	<b>Survey Responses for the Major</b>	<b>Employed Full Time</b>	<b>Continuing Education</b>	<b>Completed Internship while at WMU</b>	<b>Average Reported Salary</b>	<b>NACE Salary Data</b>
<b>Interdisciplinary Health Services</b>	140	40% (56)	20% (11)	54% (30)	88% (49)	\$30,000	-
<b>IHS: Occupational Therapy</b>	43	33% (14)	14% (2)	86% (12)	50% (7)	-	-
<b>Nursing</b>	91	60% (55)	62% (34)	4% (2)	25% (14)	\$48,600	\$52,178
<b>Social Work</b>	68	46% (31)	39% (12)	35% (11)	97% (30)	\$32,600	\$40,640
<b>Speech Pathology and Audiology</b>	32	50% (16)	6% (1)	88% (14)	19% (3)	-	-

<b>College of Health and Human Services - Master Degrees</b>							
<b>Primary Academic Major</b>	<b>Number of Degrees Granted</b>	<b>Survey Responses for the Major</b>	<b>Employed Full Time</b>	<b>Continuing Education</b>	<b>Completed Internship while at WMU</b>	<b>Average Reported Salary</b>	<b>NACE Salary Data</b>
<b>Occupational Therapy</b>	57	39% (22)	64% (14)	0% (0)	82% (18)	\$59,300	-
<b>Orientation &amp; Mobility</b>	31	23% (7)	86% (6)	0% (0)	100% (7)	\$44,000	-
<b>Social Work</b>	105	55% (58)	57% (33)	0% (0)	91% (53)	\$40,000	-
<b>Speech Pathology &amp; Audiology</b>	26	62% (16)	69% (11)	0% (0)	81% (13)	\$41,600	-
<b>Vision Rehabilitation Therapy</b>	20	15% (3)	67% (2)	0% (0)	100% (3)	\$52,500	-

*Insufficient responses for the report: Physician Assistant, Medicine Physician Assistant*

<b>College of Health and Human Services - Doctoral Degrees</b>							
<b>Primary Academic Major</b>	<b>Number of Degrees Granted</b>	<b>Survey Responses for the Major</b>	<b>Employed Full Time</b>	<b>Continuing Education</b>	<b>Completed Internship while at WMU</b>	<b>Average Reported Salary</b>	<b>NACE Salary Data</b>
<b>Audiology</b>	4	25% (1)	100% (1)	0% (0)	0% (0)	-	-

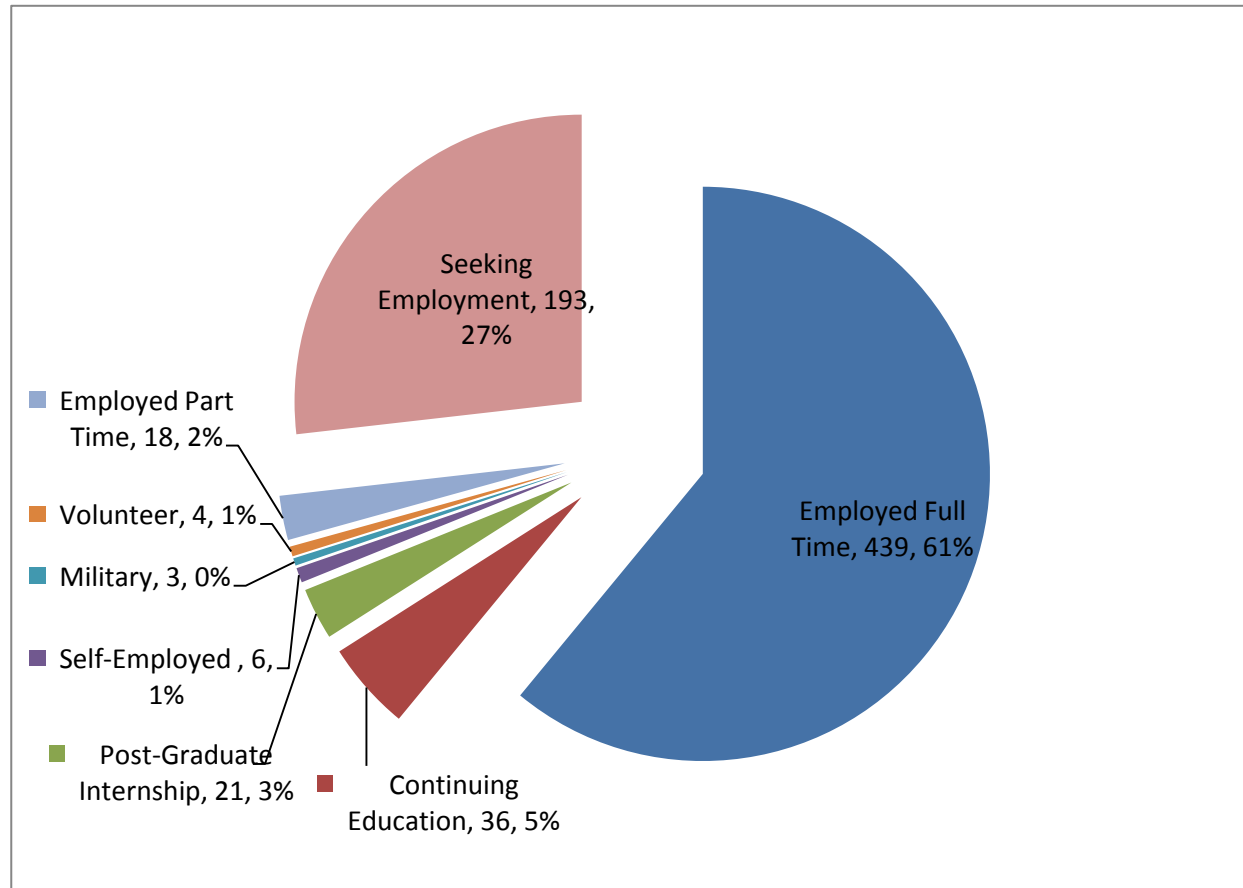
*Insufficient responses for the report: Evaluation, Interdisciplinary Health Studies*

<b>College of Health and Human Services</b>		
<b>Academic Major</b>	<b>Sample Job Titles</b>	<b>Sample Employers</b>
<b>Interdisciplinary Health Services</b>	Office Administrator Patient Placement Coordinator Plasma Service Technician Practice Support Assistant Receptionist Surgical Assistant	Bio Life Plasma Bronson Hamlin Oral Surgery Spine Physical Therapy WMU Unified Clinics
<b>Nursing</b>	RN-BSN Clinical Nurse I General Medical Unit Graduate Nurse Operating Room Nurse in Perioperative New Grad Training Program Pediatric Sedation Nurse Registered Nurse RN-Critical Care Nurse Surgical Nurse Specialist	Battle Creek Health System Beaumont Hospital Borgess Hospital Botsford Hospital Bronson Methodist Hospital Children's Hospital of Michigan Crittenton Hospital Hurley Medical Center in OR-orthopedics Lakeland Hospital Mercy Hospital and Medical Center Oklawn Sparrow Health System Tulane Medical Center UCLA Health System Union Hospital
<b>Occupational Therapy</b>	Occupational Therapist	Alliance Rehab American Senior Communities Genesis Health System Georgetown Hospital System Lakeland Regional Medical Center Rehabilitation Institute of Michigan Skilled Nursing Facility St. Agnes Rehabilitation and Healthcare

Academic Major	Sample Job Titles	Sample Employers
<b>Orientation &amp; Mobility</b>	Orientation and Mobility Specialist Teacher of the Blind and Visually Impaired Vision Specialist	Blind and Low Vision Services State of Montana Franklin County Board of Developmental Disabilities Milwaukee Public Schools
<b>Social Work</b>	Care Provider Director of Campus Housing Families First Caseworker Foster Care Case Manager In Home Case Manager Intervention Specialist Older Child Adoption Specialist Para Professional Probation Officer Social Worker Specialty Services	Alamo Nursing Home Bethany Christian Services Family Outreach Center GMF Enrichment Center Health Care Kalamazoo Center Pine Rest Christian Mental Health Services Resident Housing Administration Riverwood Mental Health Starr Commonwealth State of Michigan

### Haworth College of Business

- 61.55% of graduates (714 individuals) from the Haworth College of Business responded to the Graduation Employment Survey.
- 73% of survey respondents are actively engaged in employment or continuing education.





<b>Haworth College of Business – Bachelor Degrees</b>							
<b>Primary Academic Major</b>	<b>Number of Degrees Granted</b>	<b>Survey Responses for the Major</b>	<b>Employed Full Time</b>	<b>Continuing Education</b>	<b>Completed Internship while at WMU</b>	<b>Average Reported Salary</b>	<b>NACE Salary Data</b>
<b>Accountancy</b>	134	53% (71)	44% (31)	18% (13)	24% (17)	\$42,500	\$49,022
<b>Advertising and Promotion</b>	56	79% (44)	36% (16)	0% (0)	55% (24)	\$37,600	\$37,944
<b>Computer Information Systems</b>	48	75% (36)	58% (21)	11% (4)	25% (9)	\$55,800	\$54,687
<b>Economics: Business</b>	9	56% (5)	40% (2)	60% (3)	0% (0)	-	\$53,453
<b>Electronic Business Design</b>	3	100% (3)	100% (3)	0%	67% (2)	\$42,500	-
<b>Finance</b>	130	49% (64)	56% (36)	13% (8)	25% (16)	\$51,400	\$50,535
<b>Food &amp; Consumer Package Goods Marketing</b>	66	80% (53)	77% (41)	0% (0)	77% (41)	\$42,300	-
<b>Human Resource Management</b>	47	72% (34)	56% (19)	3% (1)	35% (12)	\$40,000	\$49,944
<b>Integrated Supply Matrix Management</b>	93	84% (78)	78% (61)	0% (0)	50% (39)	\$48,200	-
<b>Management</b>	154	58% (89)	56% (50)	4% (4)	20% (18)	\$44,800	\$44,171

Graduation Employment Survey Report 2010-2011

Primary Academic Major	Number of Degrees Granted	Survey Responses for the Major	Employed Full Time	Continuing Education	Completed Internship while at WMU	Average Reported Salary	NACE Salary Data
<b>Marketing</b>	106	63% (67)	42% (28)	1% (1)	31% (21)	\$42,800	\$41,948
<b>Personal Financial Planning</b>	11	55% (6)	50% (3)	0% (0)	33% (2)	\$60,000	-
<b>Sales and Business Marketing</b>	114	59% (67)	69% (46)	1% (1)	40% (27)	\$43,500	-

***Haworth College of Business – Master Degrees***

Primary Academic Major	Number of Degrees Granted	Survey Responses	Employed Full Time	Continuing Education	Completed Internship while at WMU	Average Reported Salary	NACE Salary Data
<b>Accountancy</b>	44	41% (18)	72% (13)	6% (1)	44% (8)	\$48,600	\$46,500
<b>Business Administration</b>	140	52% (73)	81% (59)	0% (0)	5% (4)	\$68,400	\$53,000

<b>Haworth College of Business</b>		
<b>Academic Major</b>	<b>Sample Job Titles</b>	<b>Sample Employers</b>
<b>Accountancy</b>	Accountant Assurance Associate Bank Card Clerk Business Affairs Manager Clinical Coordinator Finance Training Analyst Logistics Engineer Property Accountant Restaurant Manager Staff Accountant Tax Analyst Tax Associate Tax Consultant Vendor Accountant	Baily & Associates BDO USA Bertrandt Busschers Septic Tank & Excavating Service, Inc. Deloitte Edward Rose & Sons Great Lakes Caring Grooms & Harkins, PC KPMG LLP Manifold Services Meijer Corp. Plastipak Packaging, Inc. Public Accounting Spartan Stores, Inc. Stryker Corporation
<b>Advertising and Promotion</b>	Account Coordinator Account Management Advertising Assistant Account Executive Assistant Strategist Car Sales Demand Generation Specialist Event Coordinator Inside Sales Assistant Marketing Administrator Sales Manager Sales Representative Save Program Coordinator	Art Van Furniture BNP Media Cows In Trees Goodby, Silverstein & Partners Harold Zeigler Auto Group Helping Hands: Chicago HexArmor Imperial Beverage Kaiser Aluminum Leo Burnett PHD Media Red Frog Events Redico Student Media Group

Academic Major	Sample Job Titles	Sample Employers
<p><b>Business Administration</b></p>	<p>Assistant Store Manager                      Business Relationship Manager                      Director of Integration Services                      Director of Quality                      Director of Strategic Solutions                      Division Sales Manager                      Event &amp; Facility Coordinator                      Information Technology                      Insurance Agent                      Logistics Analyst                      Marketing Manager                      Network Engineer                      Operations Supervisor                      Pricing and Proposals Professional                      Programmer/Analyst III                      Project Manager                      Real Estate Sales Advisor                      Senior Financial Analyst                      Senior Maintenance Engineer                      Senior Pricing Analyst                      Systems Manager                      Vice President/Loan Officer</p>	<p>AmSafe Inc.                      Amway                      Beverage Industry                      Borgess Medical Center                      Brunswick Corporation                      Building Materials industry                      Chem Link Inc                      Consumers Energy                      Healthcare                      Jacobs Engineering                      Kellogg Company                      L-3 Communications Avionics Systems, Inc.                      Masco Cabinetry                      Microsoft                      MPI Research                      Pfizer Inc.                      PNC Bank                      Pridgeon Farms LLC                      RealPage Inc                      Southern Michigan Bank &amp; Trust                      Spectrum Health                      Sporting Goods Manufacturer/Distributor                      Stryker                      Turnkey Merchandise Programs, LLC.                      Walmart</p>

Academic Major	Sample Job Titles	Sample Employers
<b>Computer Information Systems</b>	Associate Software Developer Business Analyst Database Programmer Director of Technology Helpdesk Support Coordinator I.T. Consultant IT Analyst IT Manager Network Administrator Network Support PC Support Specialist Project Manager Risk Managements Project Coordinator SAP CRM Analyst	Airport Community Schools Arvco Container Corporation Auto Owner's Insurance Compuware County of Ottawa Eaton Corp First Community Federal Credit Union Manufacturing Parker Hannifin Perrigo RE/MAX of Michigan Rockwell Automation Western Michigan University
<b>Electronic Business Design</b>	Business Analyst Warranty Support Systems Sales Representative System Administrator	Eaton Corporation Truegreen
<b>Finance</b>	Assistant Buyer with Global Purchasing and Supply Chain Assistant Financial Manager Finance and Operations Coordinator Financial Advisor Financial Analyst Financial Consultant Financial Representative Mortgage Banker News Journalist Office Manager Personal Banker Personal Lines Underwriter Sales Associate Senior Buyer Quality Assurance	Allstate Auto-Owners Insurance Blackberry systems Inc. Bronson Healthcare Group Clear Capital Edward Jones General Motors HECO, Inc. Industrial Service Groups Impel Industries J.P. Morgan Chase Michigan Commerce Bank Northwestern Mutual Financial Network Prudential Quicken Loans

Academic Major	Sample Job Titles	Sample Employers
<p><b>Food and Consumer Package Goods Marketing</b></p>	<p>Accelerated Retail Leadership Program Analysis                      Assistant Manager                      Brand Ambassador                      Business Analyst                      Category Analyst                      Consumer Product Sales Representative                      FoodService Sales Rep                      Grocery Purchasing Representative                      Marketing Facilitator                      National Account Manager/Broker                      Retail Representative                      Retail Sales Merchandiser                      Sales and Logistics Assistant                      Sales Representative                      Sr. Coordinator Inventory Control                      Sr. Sales Service Representative                      Supply Chain Analyst 1                      Territory Sales Manager</p>	<p>5-Hour Energy                      Abbott Nutrition                      Acosta                      Advantage Sales and Marketing                      AT&amp;T                      Constellation Wine                      Daymon Worldwide                      Echo Global Logistics                      Enterprise Marketing                      Food and CPG Industry                      Gusto Packing                      Hormel Foods                      Hy-Vee                      Kellogg Company                      Kraft Foods                      Perrigo                      Representative Marketing                      Sales and Marketing                      Sara Lee                      Save-A-Lot                      Spiech Farms                      Stryker                      The Real Deal                      WalMart</p>
<p><b>Human Resource Management</b></p>	<p>Compensation Analyst                      Human Resources Coordinator                      Nutrition Coordinator                      Office Manager                      Recruiter                      Recruiting Administrator                      Recruiting Coordinator</p>	<p>Con-Way Freight                      Jensen's Excavating, Inc.                      LexisNexis                      Menard, Inc.                      Pfizer                      Sedgwick CMS                      Summit Polymers, Inc</p>

Academic Major	Sample Job Titles	Sample Employers
<b>Integrated Supply Management</b>	Advanced Supply Chain Management Buyer Capacity Planning Analysisist Commodities Manager Document Control Coordinator Export Service Agent Forecast & Market Analyst Freight Manager Global Supply Chain Leadership Global Supply Chain Rotational IM&S Project Coordinator Inventory Control Supervisor Inventory Planner Logistics Planner Maintenance Acquisition Manager Materials Rotation Analyst Operations Supervisor Parts Demand Analyst Procurement Analyst Production Control Specialist Production Planner Purchasing Agent Supplier Inventory Planner Supplier quality analyst Supply Chain Analyst Supply Chain and Logistics Manager Transportation, Logistics, and Inventory Management Warehouse Supervisor	Aerotek American Airlines American General American International Foods Armstrong World Industries Continental Automotive Systems Denso Etna Supply Exel Supply Chain General Motors Gentex Corporation Heavy and Light Manufacturing Jabil Circuit John Deere Kellogg Company Kendall Electric Kohler Co. Mann Hummel Motorola Navistar International Parker Hannifin Perrigo Robert Bosch S.A. Morman Savant Automation Stryker Instruments U.S. Army Viking Corporation Whirlpool Corporation

Academic Major	Sample Job Titles	Sample Employers
<p><b>Management</b></p>	<p>Account Executive  Account Manager  Accounting Specialist  Assistant Department Manager  Assistant Payments Worker  City Clerk  Compliance Officer  Customer Service Agent  Data Coordinator  Data Entry  Department Manager  Financial Representative  Group Leader  Inside Sales  Leadership Development Program Associate  Management Trainee  Marketing Trainee  Project Manager  Retail Account Manager  Sales Account Manager  Senior Branch Manager  Senior Sales Representative  Sourcing Coordinator, Direct Procurement</p>	<p>Agape Adult Foster Care Home  Atsalis Brothers Painting  B Tech Software  Berends Hendricks Stuit Ins  Brown Shoe Group  Classie Growers, LLC.  Colgate-Palmolive  Command Transportation  Consolidated Graphics Inc  Crossmark  Enterprise Rent a Car  Flagstar Bank  Goodrich Quality Inc.  Kraft Foods  Menards  Michigan Steel  Northwestern Mutual Financial Network  PriceWaterhouseCoopers  Sam's Club  Southwest Solutions  Speedway  State of Michigan  Target  ViMax Publishing  Walgreens  Walmart  Whirlpool Corporation</p>

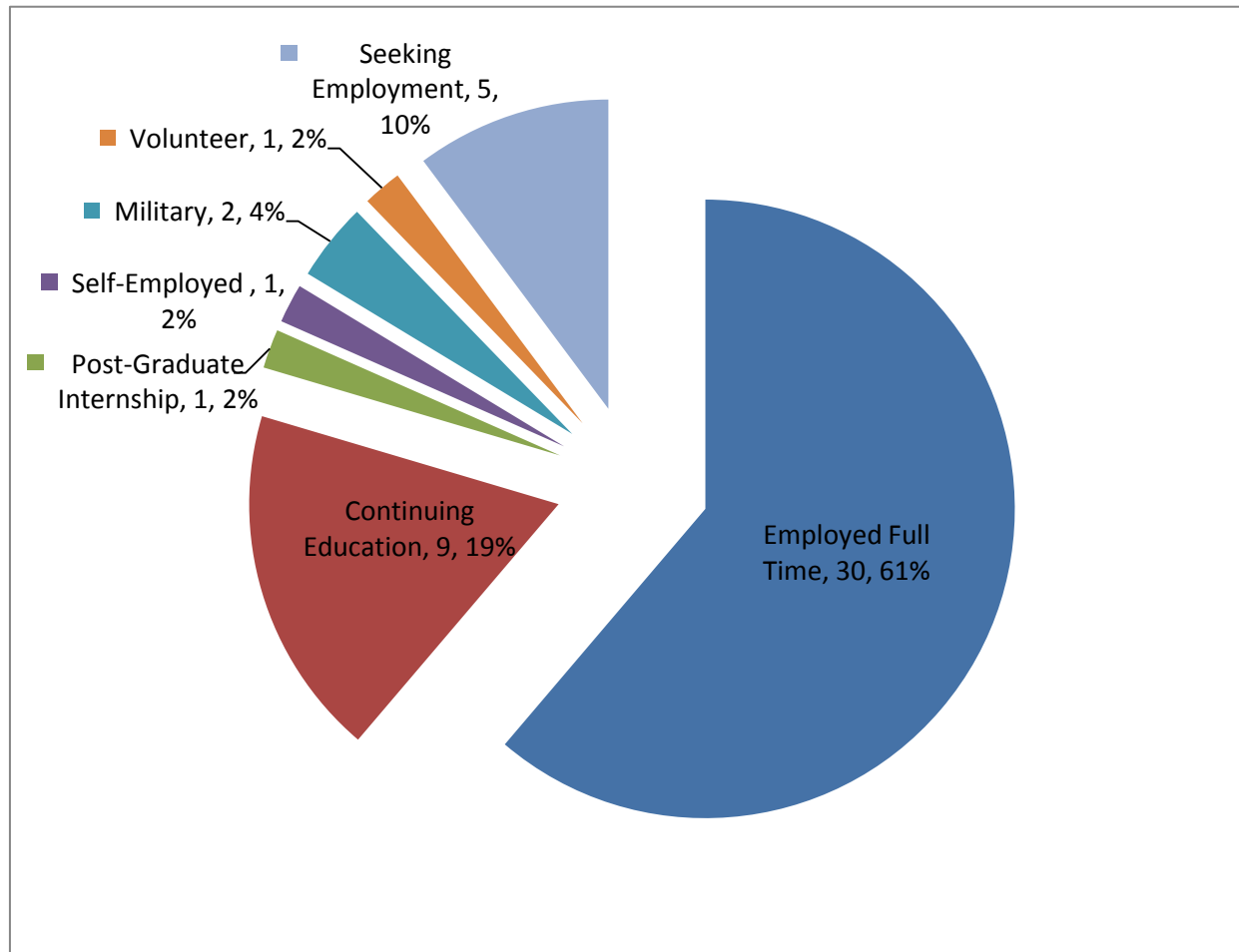


Academic Major	Sample Job Titles	Sample Employers
<b>Marketing</b>	Account Coordinator Account Manager Account Representative District Market Development Manager Help Desk Representative Insurance Underwriter Management Trainee Marketing Coordinator Personal Banker Production Coordinator Sales and Marketing Account Manager Sales Representative Sales/Production Coordinator	Automotive Cameron M Wilson & Associates Catholic Order of Foresters Central Transport Coca-Cola Refreshments Coyote Logistics Enterprise Goldsworthy Inc. Grand Marketing, Inc. James Hardie Building Products JPMorgan Chase LumiData Inc Stryker Whirlpool
<b>Personal Financial Planning</b>	Call Center Representative Financial Advisor	Aegon Diversified Investment Advisors Edward Jones
<b>Sales and Business Marketing</b>	Account Executive Account Manager Associate District Manager Associate Sales Rep Big Deal Advertising Consultant Client Concierge Customer Service Representative and Sales Inside Sales Representative Management Trainee National Account Manager Recruiter Retail Sales Representative Sales Associate Sales Consultant Sales Manager	Aerotek Anderson's Outdoor Services Angie's List CH Robinson Command Transportation Coyote Logistics Ecolab Enterprise Rent A Car Jason M. Klein & Associates Kellogg's Company Keyence Corporation of America Kraft Foods Lighthouse Insurance Group Medical Sales MSDSonline

	Sales Representative Territory Manager Transportation Sales Representative	Nexthermal Corporation Pepsi PNC Bank Schneider National Sears Thompson Rueters Tri-County Water Conditioning Walt Sicard Car Company
--	--	--

### Extended University Programs

- 26.23% of Extended University Programs graduates (48 individuals) responded to the Graduation Employment Survey.
- 89% of survey respondents are actively engaged in employment or continuing education.

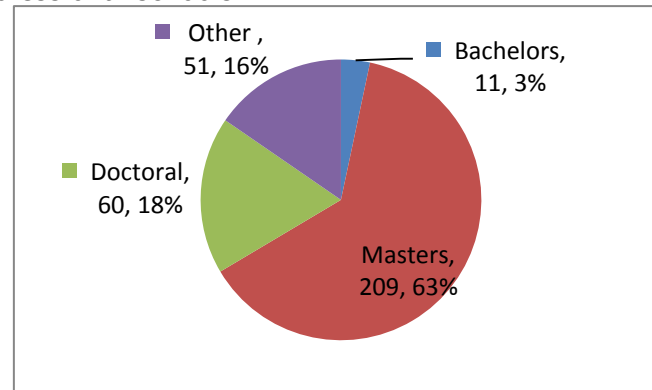


<b>Extended University Programs - Bachelor Degrees</b>							
<b>Primary Academic Major</b>	<b>Number of Degrees Granted</b>	<b>Survey Responses for the Major</b>	<b>Employed Full Time</b>	<b>Continuing Education</b>	<b>Completed Internship while at WMU</b>	<b>Average Reported Salary</b>	<b>NACE Salary Data</b>
<b>General Studies</b>	183	25% (45)	64% (29)	20% (9)	11% (5)	\$46,700	-

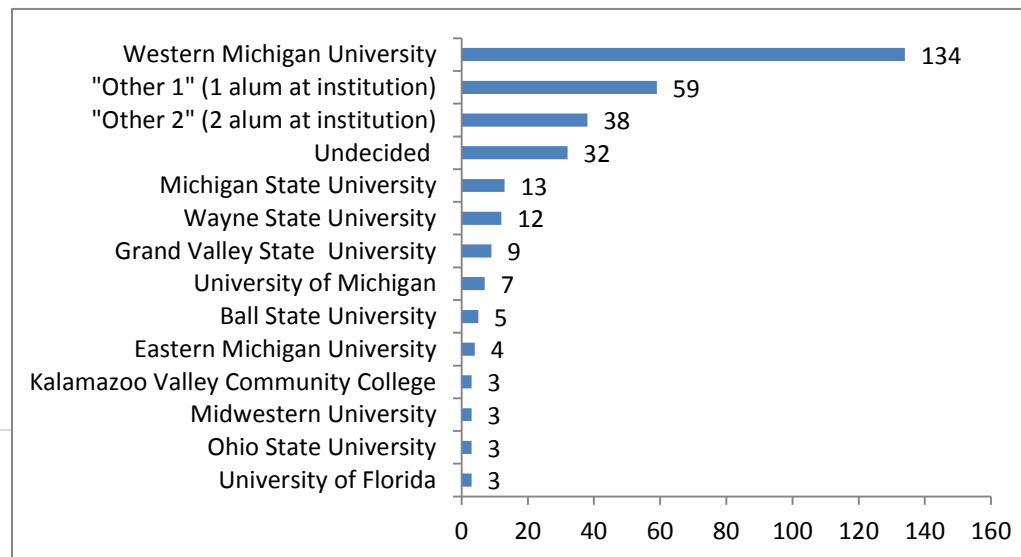
<b>Extended University Programs</b>		
<b>Academic Major</b>	<b>Sample Job Titles</b>	<b>Sample Employers</b>
<b>General Studies</b>	Client Representative Project Assistant Customer Service High Value Target Security Dietary Aid Executive Assistant Financial Services Representative Lab Tech III Marketing/Inside Sales MRI Technologist Operations Supervisor Project Assistant Purchasing Manager Registration Specialist Respiratory Care Clinical Specialist Volunteer Coordinator	Alliance Imaging Borgess Gardens Broadstripe Burns & Wilcox CH2M HILL Jackson National Life Kellogg Mavcon-General Contractor Operation Stop, Inc. Pfizer Real Estate Spectrum Health Steeltech, Ltd. Stryker Medical

**WMU ALUMNI CONTINUING EDUCATION**

- 14.47% (344) of Graduation Employment Survey respondents indicated that they are **continuing education** upon graduation from WMU.
- 3% of all respondents are further pursuing bachelor’s degrees (11 individuals), 63% (209) master’s, 18% (60) doctoral, and 16% (51) other education, including professional schools.



- Of all respondents, **41%** (134 individuals) will **continue their education at Western Michigan University** pursuing bachelor’s degree (4), master’s degree (109), doctoral degree (16), or other (5).
- Overall, WMU alumni are pursuing further education at **86 different institutions**.
  - *The graph below displays the schools where at least three WMU alumni are studying. The category "Other 1" reflects 56 different schools where there is one WMU respondent; the category "Other 2" refers to 19 different higher education institutions, each with two WMU respondents.*



**Institutions Attended by One Recent WMU Alumnus/Alumna (Category "Other 1")**

Adler School of Psychology Arizona State University Birmingham School of Acting Boston College University Bowling Green State University Case Western Reserve University Catholic Theological Union Central Michigan University College of William and Mary Colorado State University Conservatory of Recording Arts and Sciences Denver University Depaul Law Dominican University Eastern Kentucky University Edward Via College of Osteopathic Medicine Ferris State - Michigan College of Optometry	Franklin Pierce University George Washington University Georgetown University Law Center Grand Rapids Community College Hamline Howard University John Hopkins Kellogg Community College Longy School of Music Louisiana State University Maharishi University of Management Naropa University Northern Arizona University Northern Illinois University Northwestern University Oakland University Ohio University Purdue University Roosevelt University Texas Tech University	The Chicago School of Professional Psychology Touro University Nevada Tulane University UC Berkley University of Denver University of Georgia University of Hawaii University of Nevada - LA University of Notre Dame University of Southern Mississippi University of Toledo University of Utah University of Virginia University of Western Ontario University of Wurzburg University of Wyoming Vermont Law School Washington State University Yale University
---	--	---

**Institutions Attended by Two Recent WMU Alumni (Category "Other 2")**

Colorado- Boulder Columbia College Chicago Cooley Law School Florida State University George Washington University Illinois State University Indiana University	Marquette University Northeastern University Nova Southeastern University Penn State Southern Illinois University-Carbondale The Institute of World Politics, Washington, D.C.	University of Detroit Mercy University of Houston University of Iowa University of South Florida University of Tennessee Knoxville University of Wisconsin
---	--	---

**FIELDS OF STUDY**

- The fields of study pursued by respondents at Western Michigan University include the following:

Accountancy	Economics	Nursing
Anthropology	Education	Occupational Therapy
Applied Behavioral Analysis	Educational Leadership	Orientation and Mobility
Applied Economics	Electrical Engineering	Physician Assistant
Audiology	Evaluation (IDPE)	Political Science
Aviation Administration	Exercise Physiology	Psychology
Behavior Analysis	Family and Marriage Therapy	Public Administration
Biological Sciences	Healthcare Administration	School Counseling
Business Administration	History	Science Education
Chemistry	Human Resources Development	Social Work
Civil Engineering	Industrial Engineering	Sociology
Clinical Psychology	Industrial/Organizational Psychology	Spanish
Communication	International Development	Speech Pathology
Computer Science	Manufacturing Engineering	Sport Management
Construction Management	Mathematics	Statistics
Counseling Psychology	Mathematics Education	Structural Engineering
Counselor Education	Mechanical Engineering	

**Fields of Study at Institutions Other Than WMU**

- The fields of study pursued by respondents at institutions other than WMU include the following:

Accounting	Exercise Physiology	Music
Acting	Film, Video, Media Studies	Music Composition
Aeronautical Propulsion	Finance	National Security Studies
American Studies	Forensic Anthropology	Nursing
Animation	Forensic Psychology	Occupational Therapy
Anthropology	Gender & Women's Studies	Optometry
Applied Behavior Analysis	Geochemistry	Percussion Performance
Archaeology	Geographic Information Science	Performance
Architecture	Geography	Pharmacology
Art Therapy	Health Administration	Philosophy
Athletic Training	Health/Urban Geography	Physical Therapy
Audio Engineering	Higher Education Administration	Physician Assistant
Aviation	Historic Preservation Planning	Piano Performance

Graduation Employment Survey Report 2010-2011

Biology	History	Poetry
Biomedical Sciences	Industrial Labor Relations	Political Science
Business	Industrial Organizational Psychology	Psychology
Clinical Psychology	Info & Communication Sciences	Public Administration
College & Student Affairs Leadership	Information Systems	Public History
Communication	Instructional Leadership	Public Policy
Community & Higher Education	International Security	Radiology
Community Counseling	International Studies	School Psychology
Computer Science	Law	Social Work
Couple & Family Therapy	Library & Information Services	Sociology
Creative Writing	Liturgy	Speech Pathology
Criminal Justice	Management	Statecraft & National Security Affairs
Dentistry	Marketing	Sustainability
Dietetics	Mass Communication	Theatre
Engineering	Medical School	Trombone Performance
English	Mental Health	Trumpet Performance
European History	Molecular Biology	Wind Energy