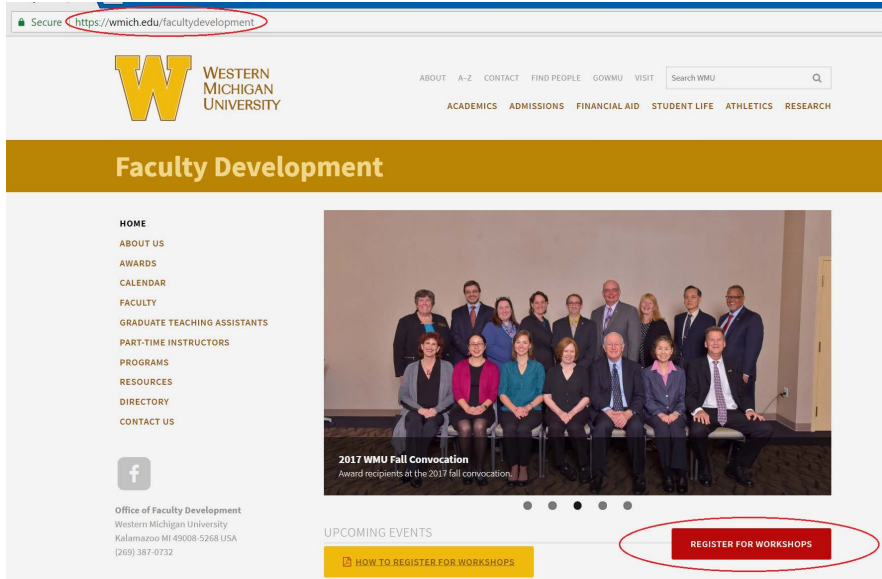
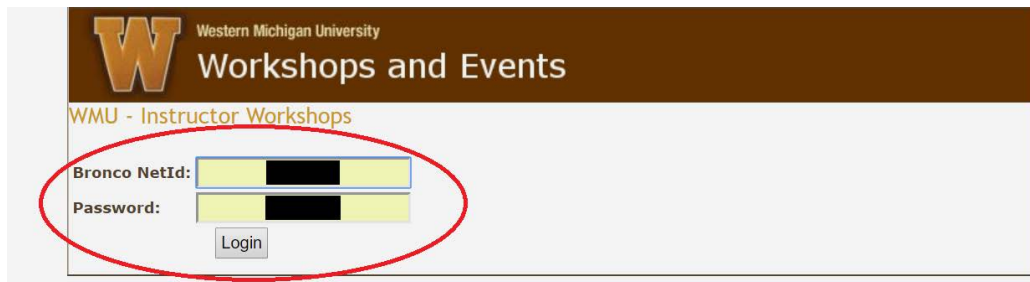


How to UnRegister for Workshops

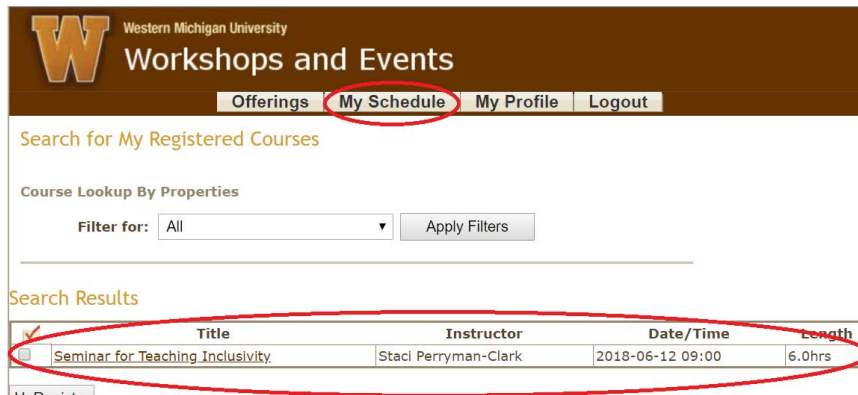
1. From the Faculty Development website (<https://wmich.edu/facultydevelopment>) Click on the REGISTER FOR WORKSHOPS link.



2. Sign in with your Bronco NetID and password.



3. Click on "My Schedule" and verify the Workshop or Event you wish to UnRegister is there. If it is not, you are already UnRegistered.



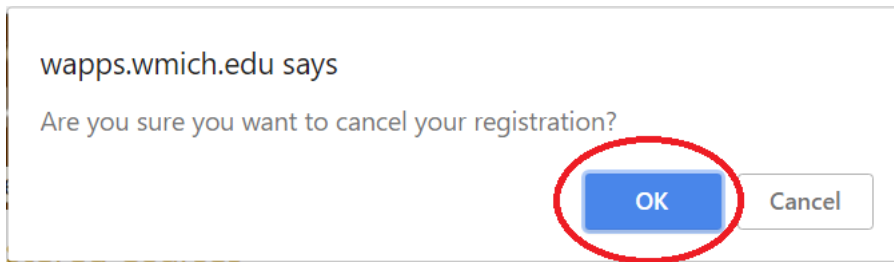
4. Click the box next to the Workshop or Event you wish to UnRegister. Then click the "UnRegister" button.

Search Results

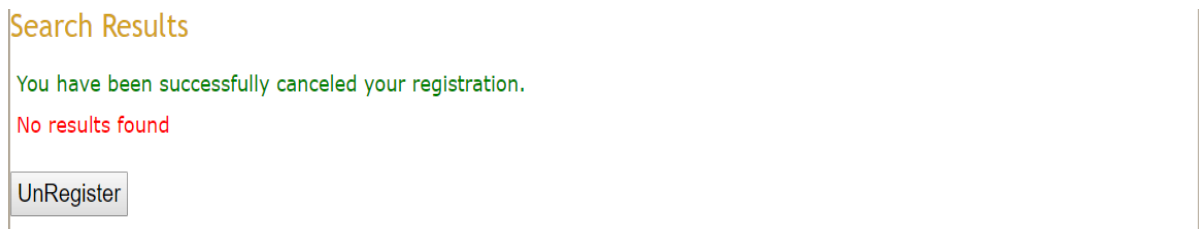
<input checked="" type="checkbox"/>	Title	Instructor	Date/Time	Length
<input checked="" type="checkbox"/>	Seminar for Teaching Inclusivity	Staci Perryman-Clark	2018-06-12 09:00	6.0hrs

UnRegister

5. Click "OK" in the dialog box to confirm your UnRegistration.



6. The "My Schedule" tab should no longer display the UnRegistered Workshop or Event.



7. You should also receive a confirming email.

Workshop cancelation confirmation.



WMU Office of Faculty Development

Today, 10:13 AM



You Workshop session "Seminar for Teaching Inclusivity" holding at 06/12/2018 09:00 has been canceled.